
**UNITED STATES
SECURITIES AND EXCHANGE COMMISSION
WASHINGTON, D.C. 20549**

**POST-EFFECTIVE AMENDMENT NO. 1
to
FORM S-1
REGISTRATION STATEMENT
UNDER
THE SECURITIES ACT OF 1933**

LIONSGATE STUDIOS CORP.

(Exact name of registrant as specified in its charter)

British Columbia, Canada
(State or other jurisdiction of
incorporation or organization)

7812
(Primary Standard Industrial
Classification Code Number)

N/A
(Employer
Identification Number)

**250 Howe Street, 20th Floor
Vancouver, British Columbia V6C 3R8
and
2700 Colorado Avenue
Santa Monica, California 90404
(877) 848-3866**

(Address, including zip code, and telephone number, including area code, of registrant's principal executive offices)

Bruce Tobey
Executive Vice President and General Counsel
2700 Colorado Avenue
Santa Monica, California 90404
(877) 848-3866

(Name, address, including zip code, and telephone number, including area code, of agent for service)

Copies to:

David E. Shapiro
Wachtell, Lipton, Rosen & Katz
51 West 52nd St.
New York, NY 10024
(212)- 403-1000

Kimberly Burns
Dentons Canada LLP
250 Howe Street, 20th Floor
Vancouver, British Columbia
Canada, VRC 3R8

Approximate date of commencement of proposed sale to the public: As soon as practicable after this Registration Statement is declared effective.

If any of the securities being registered on this Form are to be offered on a delayed or continuous basis pursuant to Rule 415 under the Securities Act of 1933, check the following box.

If this Form is filed to register additional securities for an offering pursuant to Rule 462(b) under the Securities Act, please check the following box and list the Securities Act registration statement number of the earlier effective registration statement for the same offering.

If this Form is a post-effective amendment filed pursuant to Rule 462(c) under the Securities Act, check the following box and list the Securities Act registration statement number of the earlier effective registration statement for the same offering.

If this Form is a post-effective amendment filed pursuant to Rule 462(d) under the Securities Act, check the following box and list the Securities Act registration statement number of the earlier effective registration statement for the same offering. File No. 333-280132

Indicate by check mark whether the registrant is a large accelerated filer, an accelerated filer, a non-accelerated filer, smaller reporting company, or an emerging growth company. See the definitions of "large accelerated filer," "accelerated filer," "smaller reporting company" and "emerging growth company" in Rule 12b-2 of the Exchange Act.

Large accelerated filer	<input checked="" type="checkbox"/>	Accelerated filer	<input type="checkbox"/>
Non-accelerated filer	<input type="checkbox"/>	Smaller reporting company	<input type="checkbox"/>
		Emerging growth company	<input type="checkbox"/>

If an emerging growth company, indicate by check mark if the registrant has elected not to use the extended transition period for complying with any new or revised financial accounting standards provided pursuant to Section 7(a)(2)(B) of the Securities Act.

The Registrant hereby amends this Registration Statement on such date or dates as may be necessary to delay its effective date until the Registrant shall file a further amendment which specifically states that this Registration Statement shall thereafter become effective in accordance with Section 8(a) of the Securities Act of 1933, as amended, or until the Registration Statement shall become effective on such date as the Commission, acting pursuant to said Section 8(a), may determine.

Explanatory Note

This Post-Effective Amendment No. 1 (the “Amendment”) to the registration statement on Form S-1 (File No. 333-280132) (the “Registration Statement”) of Lionsgate Studios Corp. (the “Company”), is being filed pursuant to the undertakings in the Registration Statement to update and supplement the information contained in the Registration Statement, which was filed initially with the Securities and Exchange Commission (the “SEC”) on June 12, 2024 and declared effective on July 1, 2024 (the “Original Filing”). The Original Filing to which this Amendment relates covered the resale of up to 4,210,000 common shares, without par value, of the Company, which were issued to the selling stockholders named in this prospectus in private placements in connection with the Business Combination (as defined below) pursuant to the terms of the Business Combination Agreement (as defined below). This Amendment is being filed for the purposes of correcting a mathematical error in the combined statement of cash flows for the fiscal year ended March 31, 2022 in the prospectus included in the Original Filing. In addition, this Amendment updates the audited combined balance sheets of the Company as of March 31, 2024 and 2023 and the audited combined statements of operations and equity (deficit) of the Company for each of the three years in the period ended March 31, 2024 to reflect the retroactive application of the reverse recapitalization, as more fully described in Note 1 to the audited combined financial statements included in this Amendment, in all periods prior to the Business Combination (as defined below). No additional securities are being registered under this Amendment. All applicable registration fees were paid at the time of the Original Filing.

The information in this preliminary prospectus is not complete and may be changed. These securities may not be sold until the registration statement filed with the Securities and Exchange Commission is effective. This preliminary prospectus is not an offer to sell these securities and it is not soliciting an offer to buy these securities in any jurisdiction where the offer or sale is not permitted.

PRELIMINARY PROSPECTUS

PRELIMINARY AND SUBJECT TO COMPLETION, DATED OCTOBER 15, 2024

Lionsgate Studios Corp.

4,210,000 Common Shares

This prospectus relates to the resale from time to time by the Selling Shareholders named in this prospectus or their permitted transferees (collectively, the “**Selling Shareholders**”) of up to 4,210,000 common shares (the “**Offering Shares**”), without par value, of Lionsgate Studios Corp., a British Columbia company (“**LG Studios**” or “**Pubco**,” a successor in interest to SEAC II Corp.), which were issued to SEAC Sponsor and certain of its permitted transferees (as defined below) in private placements in connection with the Business Combination (as defined below) pursuant to the terms of the Business Combination Agreement (as defined below).

On May 13, 2024 (the “**Closing Date**”), SEAC II Corp., a Cayman Islands exempted company (“**New SEAC**”) consummated the previously announced business combination (the “**Business Combination**”) among SEAC II Corp., a Cayman Islands exempted company (“**New SEAC**”), Screaming Eagle Acquisition Corp., a Cayman Islands exempted company and formerly parent of New SEAC (“**SEAC**”), and LG Orion Holdings ULC, a British Columbia unlimited liability company (“**StudioCo**”) and a wholly-owned subsidiary of Lions Gate Entertainment Corp., a British Columbia company (“**Lions Gate Parent**”), pursuant to the Business Combination Agreement, dated as of December 22, 2023 and as amended on April 11, 2024 and May 9, 2024, by and among New SEAC, SEAC, Lions Gate Parent, LG Sirius Holdings ULC, a British Columbia unlimited liability company and a wholly-owned subsidiary of Lions Gate Parent (“**Studio HoldCo**”), StudioCo, SEAC MergerCo, a Cayman Islands exempted company and a direct, wholly-owned subsidiary of New SEAC (“**MergerCo**”), and 1455941 B.C. Unlimited Liability Company, a British Columbia unlimited liability company and a direct, wholly-owned subsidiary of SEAC (“**New BC Sub**”). On May 13, 2024, upon the StudioCo Amalgamation Effective Time, the registrant, LG Studios, became the successor in interest to SEAC II Corp. LG Studios continues the then-existing business operations of StudioCo as a publicly traded company and majority-owned subsidiary of Lions Gate Parent.

On May 13, 2024, in accordance with the terms and conditions of the Business Combination Agreement, at the StudioCo Amalgamation Effective Time, the SEAC Sponsor received 1,800,000 common shares, without par value, of LG Studios (“**Pubco Common Shares**”) in exchange for its 18,750,000 SEAC Class B Ordinary Shares (as defined herein) and certain former directors and permitted transferees of the SEAC Sponsor received 210,000 Pubco Common Shares in exchange for their 210,000 SEAC Class B Ordinary Shares.

Additionally, pursuant to the Sponsor Option Agreement (as defined below) the SEAC Sponsor received 2,200,000 SEAC Sponsor Options one business day prior to the Closing as a partial consideration for the Sponsor Securities Repurchase. Each of SEAC Sponsor Options entitled the SEAC Sponsor to purchase one SEAC Class A Ordinary Share at \$0.0001 per share if certain vesting conditions were met within five years of the Closing Date. In connection with the Business Combination, the SEAC Sponsor Options ultimately became options to purchase Pubco Common Shares pursuant to the terms of the Sponsor Option Agreement.

The Selling Shareholders may offer, sell or distribute all or a portion of the Offering Shares registered hereby publicly or through private transactions at prevailing market prices or at negotiated prices. We will not receive proceeds from the sale of the Offering Shares by the Selling Shareholders. Class A ordinary shares, par value \$0.0001 per share, of SEAC (a “**SEAC Class A Ordinary Share**”) and public warrants of SEAC (“**SEAC Warrants**”) were listed on the Nasdaq Stock Market, LLC (“**Nasdaq**”) and traded under the symbols “**SCRM**” and “**SCRMW**”, respectively. In addition, certain of the SEAC Class A Ordinary Shares and the SEAC Public Warrants traded as part of the SEAC Units, which were listed on Nasdaq under the symbol “**SCRMU**”. Upon consummation of the Business Combination (the “**Closing**” and the date of the Closing, the “**Closing Date**”), SEAC Public Shareholders who did not redeem their SEAC Class A Ordinary Shares ultimately (as a result of the SEAC Merger and the Amalgamations) received one (1) Pubco Common Share for each SEAC Class A Ordinary Share held by them immediately prior to the SEAC Merger. One business day prior to the Closing Date

[Table of Contents](#)

and prior to the SEAC Merger, subject to the approval by the public warrant holders of SEAC (the “**SEAC Public Warrant holders**”), each then issued and outstanding SEAC Public Warrant was automatically exchanged for \$0.50 in cash. In addition, all of the SEAC Private Placement Warrants were forfeited and cancelled for no consideration. Following the Closing, the Pubco Common Shares were listed on Nasdaq under the ticker symbol “LION”. On October 11, 2024, the closing price of the Pubco Common Shares was \$6.90. Pubco has no units or warrants following the Closing.

The Offering Shares consist of:

- 1,800,000 Pubco Common Shares acquired by the SEAC Sponsor pursuant to the Business Combination Agreement, which shares were acquired at an effective purchase price of \$9.79 per share;
- 2,200,000 Pubco Common Shares issuable upon exercise of the Pubco Sponsor Options by the SEAC Sponsor, which shares may be purchased at an exercise price of \$0.0001 per share, subject to the terms and conditions described herein; and
- 210,000 Pubco Common Shares acquired by certain independent directors and advisors of the SEAC Sponsor pursuant to the Business Combination Agreement, which shares were acquired at an effective purchase price of \$0.0013 per share.

INVESTING IN OUR SECURITIES INVOLVES RISKS THAT ARE DESCRIBED IN THE “[RISK FACTORS](#)” SECTION BEGINNING ON PAGE 19 OF THIS PROSPECTUS.

Neither the Securities and Exchange Commission nor any state securities commission has approved or disapproved of the securities to be issued under this prospectus or determined if this prospectus is truthful or complete. Any representation to the contrary is a criminal offense.

The date of this prospectus is , 2024.

TABLE OF CONTENTS

Selected Definitions	1
Cautionary Note Regarding Forward-Looking Statements	7
Summary of the Prospectus	9
The Offering	18
Risk Factors	19
Use of Proceeds	42
Determination of Offering Price	43
Market Price of and Dividends on Pubco Common Shares	44
Unaudited Pro Forma Condensed Combined Financial Information	45
Management's Discussion and Analysis of Financial Condition and Results of Operations of Lionsgate Studios Corp.	52
Business of LG Studios and Certain Information About LG Studios	108
Description of Pubco Securities	121
Securities Act Restrictions on Resale of Securities	124
Beneficial Ownership of Pubco Securities	126
Selling Shareholders	127
Management of Pubco	129
Executive and Director Compensation	136
Certain Relationships and Related Party Transactions	195
United States Federal Income Tax Considerations	202
Plan of Distribution	209
Legal Matters	211
Experts	212
Where You can Find More Information	213
Index to Financial Information	F-1

You should rely only on the information contained in this prospectus. No one has been authorized to provide you with information that is different from that contained in this prospectus. This prospectus is dated as of the date set forth on the cover hereof. You should not assume that the information contained in this prospectus is accurate as of any date other than that date.

For investors outside the United States: We have not done anything that would permit this offering or possession or distribution of this prospectus in any jurisdiction where action for that purpose is required, other than in the United States. You are required to inform yourselves about and to observe any restrictions relating to this offering and the distribution of this prospectus.

SELECTED DEFINITIONS

Unless otherwise stated or unless the context otherwise requires, the term “SEAC” refers to *Screaming Eagle Acquisition Corp.*, the term “New SEAC” refers to *SEAC II Corp.*, the terms “we,” “us,” “our,” “Pubco,” “combined company” and “post-combination company” refer to *Lionsgate Studios Corp.* (a successor in interest to *SEAC II Corp.*) and its subsidiaries following the consummation of the Business Combination.

Unless the context otherwise requires, references in this prospectus to:

- “**A&R Registration Rights Agreement**” are to that certain amended and restated registration rights agreement Pubco, Studio HoldCo and SEAC Sponsor entered into concurrently with the Closing.
- “**Additional Shares**” are to, collectively, the Newly Issued Non-Redemption Agreement Shares and the Newly Issued Reduction Right Shares.
- “**Adjusted OIBDA**” are to a non-GAAP measure calculated as operating income (loss) before adjusted depreciation and amortization (“**OIBDA**”), adjusted for adjusted share-based compensation, purchase accounting and related adjustments, restructuring and other costs, certain charges (benefits) related to the COVID-19 global pandemic, certain programming and content charges as a result of management changes and/or changes in strategy, and unusual gains or losses (such as goodwill and intangible asset impairment and charges related to Russia’s invasion of Ukraine), when applicable.
- “**Amalgamations**” are to the SEAC Amalgamation, the MergerCo Amalgamation and the StudioCo Amalgamation, collectively.
- “**Arrangement**” are to an arrangement by New BC Sub under Part 9, Division 5 of the BC Act on the terms and subject to the conditions set forth in the Plan of Arrangement, subject to any amendments or variations to the Plan of Arrangement made in accordance with the terms of the Business Combination Agreement or the provisions of the Plan of Arrangement or made at the directions of the Court in the Interim Order or Final Order with the prior written consent of SEAC and Lions Gate Parent, such consent not to be unreasonably withheld, conditioned or delayed.
- “**BC Act**” are to the *Business Corporations Act* (British Columbia).
- “**Business Combination**” are to the transactions, including the SEAC Merger, the Cash Distribution, the Domestications and the Amalgamations, contemplated by the Business Combination Agreement, the Plan of Arrangement and all other agreements entered into in connection therewith.
- “**Business Combination Agreement**” are to that certain Business Combination Agreement, dated December 22, 2023, as amended on April 11, 2024, and May 9, 2024, by and among SEAC, New SEAC, Lions Gate Parent, Studio HoldCo, StudioCo, MergerCo and New BC Sub.
- “**Class B Conversion**” are to any remaining SEAC Class B Ordinary Shares cancelled and surrendered for no consideration pursuant to a surrender letter in connection with each of the 2,010,000 remaining SEAC Class B Ordinary Shares automatically converted into one SEAC Class A Ordinary Share immediately following the Sponsor Securities Repurchase.
- “**Closing**” are to the closing of the Business Combination, which occurred on May 13, 2024.
- “**Closing Date**” are to the date of Closing.
- “**Code**” are to the U.S. Internal Revenue Code of 1986, as amended.
- “**Companies Act**” are to the Cayman Islands Companies Act (as amended).
- “**Court**” are to the Supreme Court of British Columbia.
- “**Deadline Date**” are to the date by which SEAC must have completed an Initial Business Combination, in accordance with the SEAC Articles.

Table of Contents

- “**Domestication(s)**” are to the transfer of New SEAC and/or MergerCo by way of continuation from the Cayman Islands to British Columbia, Canada in accordance with the memorandum and articles of association of respective entities and the Companies Act and BC Act and the domestication of New SEAC and/or MergerCo as British Columbia company(y/ies) in accordance with the applicable provisions of the BC Act, including all matters necessary or ancillary in order to effect such transfer by way of continuation, including the adoption of the notice of articles and articles in connection with the continuation into British Columbia under the BC Act.
- “**Exchange Act**” are to the U.S. Securities Exchange Act of 1934, as amended.
- “**Extension Meeting**” are to the extraordinary general meeting (the “**Extension Meeting**”) held on April 9, 2024 at which the SEAC Shareholders approved an amendment to the SEAC IPO Articles to, among other things, extend the date by which SEAC must consummate an Initial Business Combination from April 10, 2024 to June 15, 2024.
- “**Final Order**” are to the final order of the Court pursuant to section 291 of the BC Act, approving the Arrangement.
- “**Form S-4/A**” are to New SEAC’s Form S-4/A (File No. 333-276414), last filed with the SEC on April 12, 2024.
- “**GAAP**” are to generally accepted accounting principles.
- “**Initial Business Combination**” are to SEAC’s initial merger, amalgamation, share exchange, asset acquisition, share purchase, reorganization or similar business combination with one or more business.
- “**Interim Order**” are to the interim order of the Court contemplated by Section 2.02 of the Business Combination Agreement and made pursuant to section 291 of the BC Act, providing for, among other things, the calling and holding of the SEAC Shareholders’ Meeting. A copy of the Interim Order is attached as *Annex P* to the Form S-4/A.
- “**Investment Canada Act**” are to the Investment Canada Act (Canada) and the regulations made thereunder.
- “**IRS**” are to the U.S. Internal Revenue Service.
- “**ITA**” are to the *Income Tax Act* (Canada) and the regulations made thereunder as amended from time to time.
- “**LG Internal Restructuring**” are to a series of transactions, which resulted in the transfer of the Studio Business from Lions Gate Parent to StudioCo and the retention of Lions Gate Parent of the Starz Business.
- “**LG Parties**” are to Lions Gate Parent, Studio HoldCo and StudioCo.
- “**Lions Gate Parent**” or “**Lionsgate**” are to Lions Gate Entertainment Corp., a British Columbia company.
- “**Lions Gate Parent Exchange Indenture**” are to the Indenture, dated as of May 8, 2024, by and among Lions Gate Capital Holdings 1, Inc., as issuer, the guarantors party thereto, and U.S. Bank Trust Company, National Association, as trustee.
- “**Lions Gate Parent Indenture**” are to the Indenture, dated as of April 1, 2021, by and among LGCH, as issuer, the guarantors party thereto, and Deutsche Bank Trust Company Americas, as trustee.
- “**Lions Gate Parent Credit Agreement**” are to the Credit and Guarantee Agreement, dated as of December 8, 2016, as amended through Amendment No. 4, dated as of April 6, 2021, between Lions Gate Capital Holdings LLC, an indirect wholly-owned subsidiary of Lions Gate Parent (“**LGCH**”) and the lenders and other parties party thereto and JPMorgan Chase Bank, N.A. as administrative agent.

Table of Contents

- “**LG Studios**” are to StudioCo prior to the StudioCo Amalgamation Effective Time (but assuming, unless the context otherwise requires, the completion of the LG Internal Restructuring pursuant to which StudioCo shall, directly or indirectly, own the Studio Business) and to Pubco following the StudioCo Amalgamation Effective Time.
- “**Lock-Up Agreement**” are to the lock-up agreement by which the SEAC Sponsor and its transferees and holders of Pubco Common Shares affiliated with Lions Gate Parent (collectively, the “**Lockup Shareholders**”) became bound on the Closing Date pursuant to the Business Combination Agreement and as set forth in the Plan of Arrangement.
- “**MergerCo**” are to SEAC MergerCo, a Cayman Islands exempted company and a direct wholly-owned subsidiary of New SEAC, through the continuation into British Columbia under the BC Act.
- “**MergerCo Amalgamation**” are to the amalgamation of SEAC Merger Surviving Company and New BC Sub pursuant to the Plan of Arrangement to form one corporate entity (“**MergerCo Amalco**”), in accordance with the terms of, and with the attributes and effects set out in, the Plan of Arrangement.
- “**MergerCo Class A Common Shares**” are to the Class A common shares in the authorized share structure of SEAC Merger Surviving Company.
- “**Nasdaq**” are to The Nasdaq Stock Market LLC.
- “**New BC Sub**” are to 1455941 B.C. Unlimited Liability Company, and a British Columbia unlimited liability company and a direct, wholly-owned subsidiary of SEAC.
- “**New SEAC**” are to SEAC II Corp., a Cayman Islands exempted company and a wholly-owned subsidiary of SEAC, which in connection with the Business Combination effected a deregistration pursuant to and in accordance with the Companies Act and a continuation and domestication as a British Columbia company in accordance with the BC Act, pursuant to which jurisdiction of New SEAC was changed from the Cayman Islands to British Columbia, Canada.
- “**New SEAC Domestication**” are to New SEAC transferring by way of continuation from the Cayman Islands to British Columbia in accordance with the Companies Act and continuing as a British Columbia company in accordance with the applicable provisions of the BC Act.
- “**Newly Issued Non-Redemption Agreement Shares**” are to any newly issued SEAC Class A Ordinary Shares that were issued to certain SEAC Shareholders pursuant to discounted Non-Redemption Agreements.
- “**Newly Issued Reduction Right Shares**” means any newly issued SEAC Class A Ordinary Shares that were issued to such PIPE Investors in connection with their purchase of the Reduction Right Shares.
- “**Non-Redemption Agreements**” are to those certain non-redemption agreements that were entered into by SEAC before the Closing.
- “**Non-Redemption Investors**” are to those certain investors party to the Non-Redemption Agreements.
- “**Offering Shares**” are to the certain PIPE Shares and SEAC Sponsor Shares being registered herein.
- “**PIPE**” are to a private placement of Pubco Common Shares consummated in connection with the Closing, pursuant to the Subscription Agreements.
- “**PIPE Investors**” are to those certain investors participating in the PIPE pursuant to the Subscription Agreements.
- “**PIPE Shares**” are to the 25,759,430 Pubco Common Shares issued to the PIPE Investors in connection with the Business Combination.
- “**Plan of Arrangement**” are to the Plan of Arrangement in respect of the Arrangement, the form of which is attached as *Annex B* to the Form S-4/A.

Table of Contents

- “**Pubco**” are to Lionsgate Studios Corp., which was known as SEAC II Corp. before such entity was continued and amalgamated in connection with the Business Combination.
- “**Pubco Additional Shares**” are to the Pubco Common Shares issued to each holder of Additional Shares on a one-to-one basis pursuant to the Plan of Arrangement.
- “**Pubco Board**” are to the board of directors of Pubco.
- “**Pubco Closing Articles**” are to the notice of articles and articles of Pubco.
- “**Pubco Common Shares**” are to, collectively, the Pubco common shares in the authorized share capital of Pubco.
- “**Pubco Shareholders**” are to the shareholders of Pubco.
- “**Pubco Sponsor Options**” are to the options of Pubco issued to SEAC Sponsor in connection with the Closing, each of which was exercisable to purchase one Pubco Common Share.
- “**Reduction Right Shares**” are to shares purchased by the PIPE Investors for which they have exercised their reduction right in accordance with the terms of the Subscription Agreements.
- “**Registration Statement**” are to the registration statement on Form S-1 filed with the SEC by Pubco, as it may be amended or supplemented from time to time, of which this prospectus forms a part.
- “**Sarbanes-Oxley Act**” are to the U.S. Sarbanes-Oxley Act of 2002.
- “**SEAC**” are to Screaming Eagle Acquisition Corp., a Cayman Islands exempted company.
- “**SEAC Amalgamation**” are to the amalgamation of New SEAC and MergerCo Amalco pursuant to the Plan of Arrangement to form one corporate entity (“**SEAC Amalco**”), in accordance with the terms of, and with the attributes and effects set out in, the Plan of Arrangement.
- “**SEAC Articles**” are to the amended and restated memorandum and articles of association of SEAC, adopted by Special Resolution dated January 4, 2022, effective on January 5, 2022, and as amended on April 9, 2024.
- “**SEAC Board**” are to the board of directors of SEAC.
- “**SEAC Class A Ordinary Shares**” are to SEAC’s Class A ordinary shares, par value \$0.0001 per share, which were subject to possible redemption.
- “**SEAC Class B Ordinary Shares**” are to SEAC’s Class B ordinary shares, par value \$0.0001 per share.
- “**SEAC Entities**” are to, collectively, New SEAC, MergerCo and New BC Sub.
- “**SEAC Founder Shares**” are to the issued and outstanding SEAC Class B Ordinary Shares.
- “**SEAC Insiders**” are to SEAC Sponsor and the directors and officers of SEAC.
- “**SEAC IPO**” are to SEAC’s initial public offering of SEAC Units, which closed on January 10, 2022.
- “**SEAC management**” are to SEAC’s officers and directors.
- “**SEAC Merger**” are to SEAC’s merger with MergerCo, where SEAC merged into MergerCo, with MergerCo being the surviving entity (the resulting entity referred to herein as MergerCo or, where specified, the “**SEAC Merger Surviving Company**”).
- “**SEAC Ordinary Shares**” are to the SEAC Class A Ordinary Shares and the SEAC Class B Ordinary Shares.
- “**SEAC Private Placement Warrants**” are to the warrants issued to SEAC Sponsor in a private placement simultaneously with the closing of the SEAC IPO.

Table of Contents

- “**SEAC Public Shareholders**” are to the holders of SEAC Public Shares.
- “**SEAC Public Shares**” are to SEAC Class A Ordinary Shares sold as part of the SEAC Units in the SEAC IPO (whether they were purchased in the SEAC IPO or thereafter in the open market).
- “**SEAC Public Warrantholders**” are to the holders of SEAC Public Warrants.
- “**SEAC Public Warrants**” are to the warrants sold as part of the SEAC Units in the SEAC IPO (whether they were purchased in the SEAC IPO or thereafter in the open market).
- “**SEAC Securities**” are to SEAC Units, SEAC Ordinary Shares and SEAC Warrants, collectively.
- “**SEAC Shareholders**” are to, collectively, the SEAC Sponsor and the SEAC Public Shareholders.
- “**SEAC Shareholders’ Meeting**” are to the extraordinary general meeting of SEAC Shareholders held on May 7, 2024 and any adjournments thereof.
- “**SEAC Sponsor**” are to Eagle Equity Partners V, LLC, a Delaware limited liability company.
- “**SEAC Sponsor Options**” are to the 2,200,000 SEAC Sponsor Options issued to the SEAC Sponsor one business day prior to the Closing, as a partial consideration for the Sponsor Securities Repurchase. Each of SEAC Sponsor Options entitled SEAC Sponsor to purchase one SEAC Class A Ordinary Share at \$0.0001 per share if certain vesting conditions were met within 5 years of the Closing Date. In connection with the Business Combination, the SEAC Sponsor Options ultimately became options to purchase Pubco Common Shares pursuant to the terms of the Sponsor Option Agreement.
- “**SEAC Sponsor Shares**” are to the 1,800,000 Pubco Common Shares issued to the SEAC Sponsor and the 210,000 Pubco Common Shares issued to certain former directors and permitted transferees of the SEAC Sponsor, in each case at the StudioCo Amalgamation Effective Time.
- “**SEAC Units**” are to the units of SEAC sold in the SEAC IPO, each of which consisted of one SEAC Class A Ordinary Share and one-third of one SEAC Public Warrant.
- “**SEAC Warrant Agreement**” are to the Warrant Agreement, dated January 10, 2022, between SEAC and Continental Stock Transfer & Trust Company, as warrant agent.
- “**SEAC Warrant Agreement Amendment**” are to an amendment to the SEAC Warrant Agreement, pursuant to which, one business day prior to the Closing, each then issued and outstanding SEAC Public Warrant was automatically exchanged for \$0.50 in cash, and all of the issued and outstanding SEAC Private Placement Warrants were forfeited and cancelled for no consideration, the form of which is attached as *Annex F* to the Form S-4/A.
- “**SEAC Warrants**” are to the SEAC Private Placement Warrants and the SEAC Public Warrants, collectively.
- “**SEC**” are to the U.S. Securities and Exchange Commission.
- “**Securities Act**” are to the U.S. Securities Act of 1933, as amended.
- “**Special Resolution**” are to a resolution passed by a majority of not less than two-thirds (66 2/3%) of the SEAC Shareholders as, being entitled to do so, vote in person or, where proxies are allowed, by proxy at the SEAC Shareholders’ Meeting.
- “**Sponsor Securities Repurchase**” are to the repurchase by SEAC of each then issued and outstanding Class B ordinary share of SEAC, par value \$0.0001 per share held by the SEAC Sponsor in excess of 1,800,000 SEAC Class B Ordinary Shares for an aggregate purchase price consisting of (x) \$1.00 and (y) the SEAC Sponsor Options, which was completed prior to the SEAC Merger.
- “**Sponsor Support Agreement**” are to that certain letter agreement dated as of December 22, 2023, by and among SEAC Sponsor, SEAC, StudioCo and Lions Gate Parent, a copy of which is attached hereto as *Annex G* to the Form S-4/A.

Table of Contents

- “**Sponsor Option Agreement**” are to the sponsor option agreement that SEAC, New SEAC and the Sponsor entered into, in connection with the Sponsor Securities Repurchase, one business day prior to the Closing, a copy of which is attached as *Annex H* to the Form S-4/A.
- “**Starz Business**” are to substantially all of the assets and liabilities constituting Lions Gate Parent’s Media Networks segment.
- “**StudioCo**” are to LG Orion Holdings ULC, a British Columbia unlimited liability company.
- “**StudioCo Amalgamation**” are to the amalgamation of StudioCo’s and SEAC Amalco pursuant to the Plan of Arrangement to form one corporate entity (“**Pubco**”), in accordance with the terms of, and with the attributes and effects set out in, the Plan of Arrangement.
- “**StudioCo Amalgamation Effective Time**” are to the effective time of the StudioCo Amalgamation.
- “**Studio Business**” are to substantially all of the assets and liabilities constituting Lions Gate Parent’s Motion Picture and Television Production segments and a substantial portion of Lions Gate Parent’s corporate general and administrative functions.
- “**Studio HoldCo**” are to LG Sirius Holdings ULC, a British Columbia unlimited liability company and a wholly owned subsidiary of Lions Gate Parent.
- “**Subscription Agreements**” are to, the subscription agreements SEAC, New SEAC and Lions Gate Parent entered into with the PIPE Investors concurrently with the execution of the Business Combination Agreement and on April 11, 2024, May 9, 2024 and May 10, 2024, a form of which is attached as *Annex D* to the Form S-4/A.
- “**Transfer Agent**” are to Continental Stock Transfer & Trust Company, as transfer agent of SEAC Pubco.
- “**Trading Price**” are to the daily closing price of the Pubco Common Shares (as adjusted for share splits, share dividends, reorganizations, recapitalizations and the like) for any twenty (20) trading days within a period of thirty (30) consecutive trading days beginning thirty (30) days or more after the Closing.
- “**Trust Account**” are to the trust account that held proceeds from the SEAC IPO and the concurrent private placement of the SEAC Private Placement Warrants, established by SEAC for the benefit of the SEAC Public Shareholders, maintained by Continental Stock Transfer & Trust Company, acting as trustee.

CAUTIONARY NOTE REGARDING FORWARD-LOOKING STATEMENTS

Some of the statements contained in this prospectus constitute forward-looking statements within the meaning of the federal securities laws. Forward-looking statements relate to expectations, beliefs, projections, future plans and strategies, anticipated events or trends and similar expressions concerning matters that are not historical facts. Forward-looking statements reflect Pubco's current views, as applicable, with respect to, among other things, their respective capital resources, performance and results of operations. Likewise, all of Pubco's statements regarding anticipated growth in operations, anticipated market conditions, demographics and results of operations are forward-looking statements. In some cases, you can identify these forward-looking statements by the use of terminology such as "outlook", "believe", "expect", "potential", "continue", "may", "will", "should", "could", "seek", "approximately", "predict", "intend", "plan", "estimate", "anticipate" or the negative version of these words or other comparable words or phrases.

The forward-looking statements contained in this prospectus reflect Pubco's current views, as applicable, about future events and are subject to numerous known and unknown risks, uncertainties, assumptions and changes in circumstances that may cause actual results to differ significantly from those expressed in any forward-looking statement. The following factors, among others, could cause actual results and future events to differ materially from those set forth or contemplated in the forward-looking statements:

- general economic uncertainty;
- the volatility of currency exchange rates;
- Pubco's ability to manage growth;
- Pubco's ability to obtain or maintain the listing of Pubco Common Shares on Nasdaq or any other national exchange following the Business Combination;
- risks related to the rollout of Pubco's business and expansion strategy;
- the effects of competition on Pubco's future business;
- potential disruption in Pubco's employee retention as a result of the Business Combination;
- the impact of and changes in governmental regulations or the enforcement thereof, tax laws and rates, accounting guidance and similar matters in regions in which Pubco operates or will operate in the future;
- international, national or local economic, social or political conditions that could adversely affect the companies and their business;
- the effectiveness of Pubco's internal controls and its corporate policies and procedures;
- changes in personnel and availability of qualified personnel;
- potential write-downs, write-offs, restructuring and impairment or other charges required to be taken by Pubco subsequent to the Business Combination;
- the volatility of the market price and liquidity of Pubco Common Shares;
- factors relating to the business, operations and financial performance of LG Studios and its subsidiaries and the Studio Business, including:
 - changes in LG Studios' business strategy, plans for growth or restructuring may increase its costs or otherwise affect its profitability;
 - LG Studios' revenues and results of operations may fluctuate significantly;
 - the Studio Business relies on a few major retailers and distributors and the loss of any of those could reduce its revenues and operating results;

Table of Contents

- the Studio Business does not have long-term arrangements with many of its production or co- financing partners;
- protecting and defending against intellectual property claims may have a material adverse effect on the Studio Business;
- changes in consumer behavior, as well as evolving technologies and distribution models, may negatively affect the Studio Business, financial condition or results of operations;
- LG Studios could be adversely affected by labor disputes, strikes or other union job actions;
- LG Studios will be subject to risks associated with possible acquisitions, dispositions, business combinations, or joint ventures; and
- business interruptions from circumstances or events out of LG Studios' control could adversely affect LG Studios' operations;
- factors relating to the ability of Lions Gate Parent to effectuate the separation of the Studio Business and the Starz Business of Lions Gate Parent (the "Separation"), including:
 - the timing to the proposed Separation;
 - the outcome of any legal, regulatory or governmental proceedings that may be instituted against Lions Gate Parent or LG Studios or any investigation or inquiry in connection with the Separation or otherwise;
 - the ability to recognize the anticipated benefits of the Separation;
 - unexpected costs related to the Separation;
 - the possibility that Lions Gate Parent may be adversely affected by other economic, business, and/or competitive factors;
 - operational risks; and
 - litigation and regulatory enforcement risks, including the diversion of management time and attention and the additional costs and demands on Lions Gate Parent's or LG Studios' resources.

The statements contained under the heading "*LG Studios Projected Financial Information*" in this prospectus are considered forward-looking statements. Forward-looking statements representing post-closing expectations are inherently uncertain. Estimates such as expected revenue, production, operating expenses, Adjusted OIBDA, general and administrative expenses, capital expenditures, free cash flow, net debt, reserves and other measures are preliminary in nature. There can be no assurance that the forward-looking statements will prove to be accurate and reliance should not be placed on these estimates in making investment decisions. See the other cautionary statements under "*LG Studios Projected Financial Information*" for further information.

The forward-looking statements contained herein are subject to risks, uncertainties and other factors, which could cause actual results to differ materially from future results expressed, projected or implied by the forward-looking statements. For a further discussion of the risks and other factors that could cause Pubco's future results, performance or transactions to differ significantly from those expressed in any forward-looking statements, please see the section entitled "*Risk Factors*". There may be additional risks that Pubco does not presently know or that Pubco currently believes are immaterial, that could also cause actual results to differ from those contained in the forward-looking statements. Should one or more of these risks or uncertainties materialize, or should any of the assumptions made in making these forward-looking statements prove incorrect, actual results may vary in material respects from those projected in these forward-looking statements. While such forward-looking statements reflect Pubco's good faith beliefs, as applicable, they are not guarantees of future performance. Pubco disclaims any obligation to publicly update or revise any forward-looking statement to reflect changes in underlying assumptions or factors, new information, data or methods, future events or other changes after the date of this prospectus, except as required by applicable law. You should not place undue reliance on any forward-looking statements, which are based only on information currently available to Pubco.

SUMMARY OF THE PROSPECTUS

This summary highlights selected information included in this prospectus and does not contain all of the information that may be important to you in making an investment decision. This summary is qualified in its entirety by the more detailed information included in this prospectus. Before making your investment decision with respect to our securities, you should carefully read this entire prospectus, including the information under “Risk Factors,” “Management’s Discussion and Analysis of Financial Condition and Results of Operations of Lionsgate Studios Corp.” and the financial statements included elsewhere in this prospectus.

Information About LG Studios

LG Studios

LG Studios, also referred to herein as Pubco, is Lionsgate Studios Corp., a British Columbia corporation. LG Studios is a successor in interest to SEAC II Corp. (“**New SEAC**”), which was a Cayman Islands exempted company and a wholly-owned subsidiary of SEAC. In accordance with the consummation of the Business Combination described herein, which was completed on May 13, 2024, New SEAC effected a deregistration pursuant to and in accordance with Sections 206 through 209 of the Companies Act and a continuation and domestication as a British Columbia company in accordance with the BC Act, pursuant to which jurisdiction of incorporation of New SEAC was changed from the Cayman Islands to British Columbia, Canada.

As of the StudioCo Amalgamation Effective Time, LG Studios, directly or indirectly, owns the assets and assumed the liabilities of the Studio Business. LG Studios is a leading standalone, pure play, publicly-traded content companies. It brings together diversified motion picture and television production and distribution businesses, a world-class portfolio of valuable brands and franchises, a talent management and production powerhouse and a more than 20,000-title film and television library, all driven by its bold and entrepreneurial culture. LG Studios manages and reports its operating results through two reportable business segments: Motion Picture and Television Production. See the section entitled “*Business of LG Studios and Certain Information About LG Studios*” for more information.

The mailing address of LG Studios’ principal executive office is 2700 Colorado Avenue, Santa Monica, CA 90404, and its telephone number is (310) 449-9200.

LG Studios’ securities trade on The Nasdaq Stock Market LLC (“Nasdaq”) under the symbol “LION.”

The Business Combination

On December 22, 2023, SEAC, New SEAC, Lions Gate Parent, Studio HoldCo, StudioCo, MergerCo and New BC Sub, entered into the Business Combination Agreement, which was amended on April 11, 2024 and May 9, 2024, pursuant to which, among other things and subject to the terms and conditions contained in the Business Combination Agreement and the Plan of Arrangement, (i) SEAC merged with and into MergerCo with SEAC Merger Surviving Company as the resulting entity, (ii) SEAC Merger Surviving Company distributed all of its assets lawfully available for distribution to New SEAC by way of a cash dividend, (iii) SEAC Merger Surviving Company transferred by way of continuation from the Cayman Islands to British Columbia in accordance with the Companies Act and the BC Act and convert to a British Columbia unlimited liability company in accordance with the applicable provisions of the BC Act, (iv) New SEAC transferred by way of continuation from the Cayman Islands to British Columbia in accordance with the Companies Act and continued as a British Columbia company in accordance with the applicable provisions of the BC Act, and (v) in pursuant to the Arrangement and on the terms and subject to the conditions set forth in the Plan of Arrangement, (A) SEAC Merger Surviving Company and New BC Sub amalgamated to form MergerCo Amalco, in accordance with the terms of, and with the attributes and effects set out in, the Plan of Arrangement, (B) New SEAC and MergerCo Amalco amalgamated to form SEAC Amalco, in accordance with the terms of, and with the attributes and effects set out

in, the Plan of Arrangement and (C) StudioCo and SEAC Amalco amalgamated to form Pubco, in accordance with the terms of, and with the attributes and effects set out in, the Plan of Arrangement.

In particular, pursuant to the terms of the Business Combination Agreement, one business day prior to the date of the closing of the Business Combination, among other things, immediately prior to the Class B Conversion (as defined below), each then issued and outstanding SEAC Class B Ordinary Share (as defined below), held by the SEAC Sponsor or any of its affiliates or permitted transferees, in excess of 1,800,000 SEAC Class B Ordinary Shares, and excluding 210,000 SEAC Class B Ordinary Shares then held by the SEAC Sponsor that were transferred to SEAC's independent directors and certain SEAC officers and advisors prior to the Closing, were repurchased by SEAC (the "**Sponsor Securities Repurchase**") for an aggregate purchase price consisting of (x) \$1.00 and (y) 2,200,000 options of SEAC, each of which entitled the SEAC Sponsor to purchase one SEAC Class A Ordinary Share at \$0.0001 per share (the "**SEAC Sponsor Options**"). Immediately following the Sponsor Securities Repurchase, each of the 2,010,000 remaining SEAC Class B Ordinary Shares (including the 210,000 SEAC Class B Ordinary Shares transferred to SEAC's independent directors and certain SEAC officers and advisors prior to the Closing), automatically converted into one SEAC Class A Ordinary Share (the "**Class B Conversion**"). Any remaining SEAC Class B Ordinary Shares that collectively exceeded 2,010,000 and that remained, if any, were deemed cancelled and surrendered for no consideration pursuant to a surrender letter. Pursuant to the terms of the Business Combination Agreement, the SEAC Class A Ordinary Shares were ultimately converted, through a series of amalgamations and other transactions, into Pubco Common Shares on a one-to-one basis.

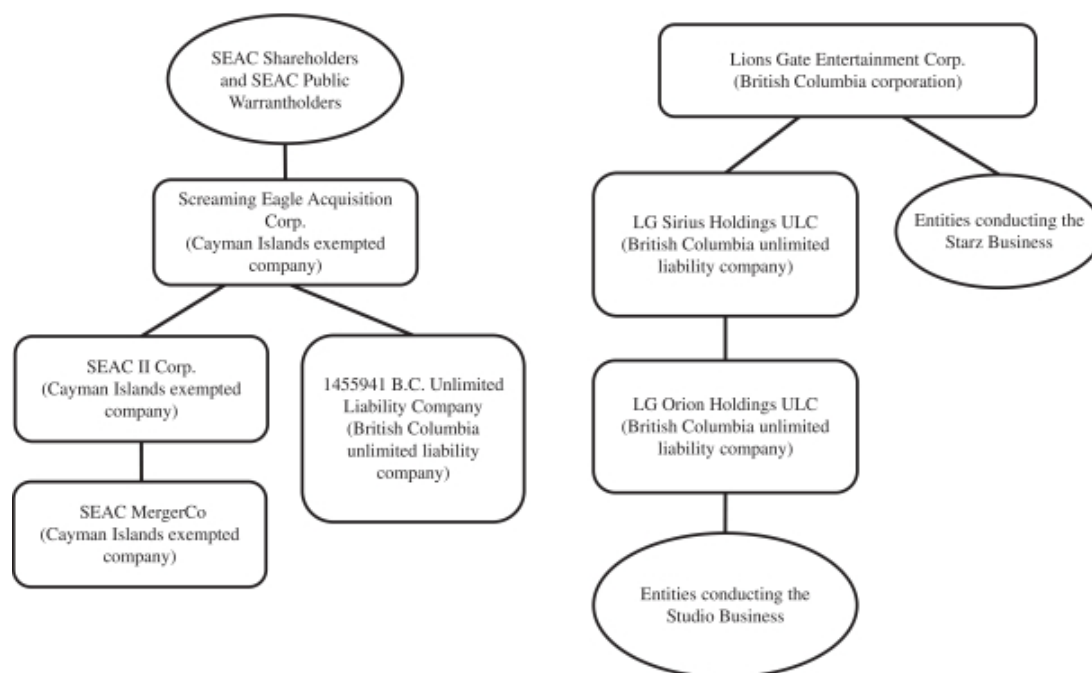
Details regarding the terms and conditions of the Business Combination are contained in the Business Combination Agreement.

Pursuant to the Business Combination Agreement, New SEAC effected a deregistration pursuant to and in accordance with Sections 206 through 209 of the Cayman Islands Companies Act (as revised) and a continuation and domestication as a British Columbia company in accordance with the Business Corporations Act (British Columbia), pursuant to which New SEAC's jurisdiction of incorporation was changed from the Cayman Islands to British Columbia, Canada. Upon the StudioCo Amalgamation Effective Time, Lionsgate Studios Corp. became the successor in interest to New SEAC.

Structure of the Business Combination

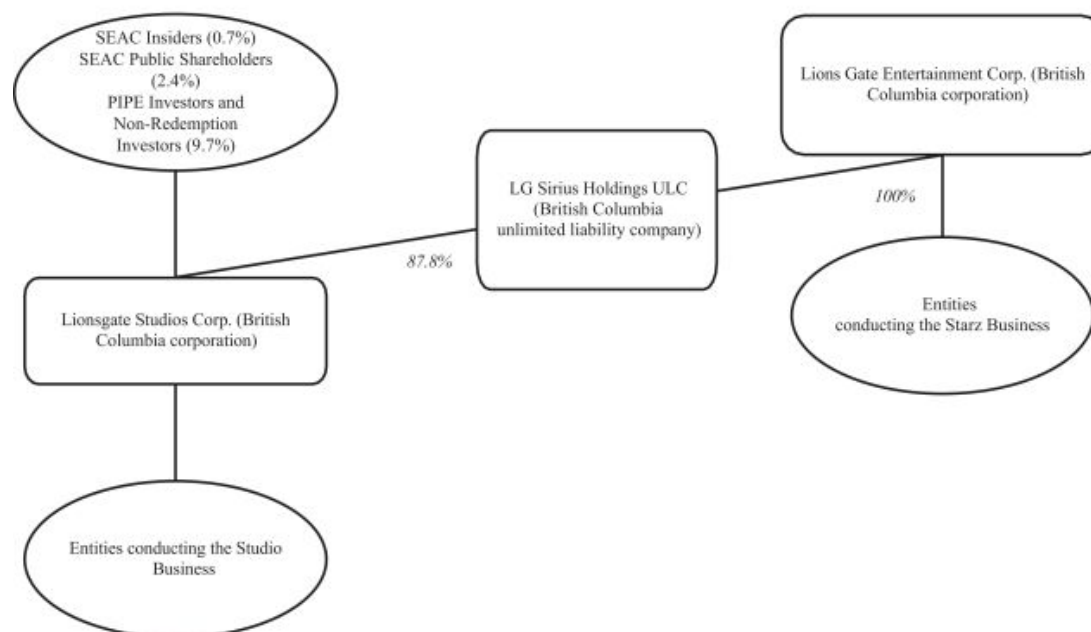
The following diagram illustrates the organizational structure of SEAC and the Studio Business immediately prior to the Business Combination:

Simplified Pre-Combination Structure



The following diagram illustrates the structure of Pubco following the Business Combination. The percentages shown reflect the voting power and economic interests in Pubco on a combined basis. Interests shown exclude any Pubco Common Shares issuable to SEAC Sponsor upon vesting of the Pubco Sponsor Options after the Closing.

Simplified Post-Combination Structure



The Private Placement

Concurrently with the execution of the Business Combination Agreement and on April 11, 2024, May 9, 2024 and May 13, 2024, SEAC, New SEAC and Lions Gate Parent entered into subscription agreements with the PIPE Investors pursuant to which the PIPE Investors agreed, subject to the terms and conditions set forth therein, to subscribe for and purchase from Pubco, immediately following the Amalgamations, an aggregate of approximately 29,790,249 PIPE Shares, at a purchase price of \$9.63 per share (in the case of the Subscription Agreements entered into on December 22, 2023) and \$10.165 per share (in the case of the Subscription Agreements entered into on April 11, 2024, May 9, 2024 and May 13, 2024). Additionally, the Subscription Agreements provided certain PIPE Investors with certain reduction rights, pursuant to which the PIPE Investors could offset their total commitments under their respective Subscription Agreements to the extent such PIPE Investors purchased SEAC Class A Ordinary Shares in the open market or otherwise owned such shares as of the date of the Subscription Agreement. PIPE Investors who exercise such reduction rights with respect to PIPE Shares had the right to acquire, subject to certain conditions in the Subscription Agreement, 0.1111 newly issued SEAC Class A Ordinary Shares, at a purchase price of \$0.0001 per whole share, which shares were issued by SEAC prior to the SEAC Merger (the “**Newly Issued Reduction Rights Shares**”). PIPE Investors have exercised reduction rights with respect to 1,953,976 PIPE Shares reducing the aggregate number of PIPE Shares to be subscribed for at the Closing to 27,836,273.

All of the PIPE Shares and Pubco Additional Shares received in exchange for Newly Issued Reduction Right Shares were registered under the Registration Statement on Form S-1 of LG Studios (File No. 333-278849), last filed on May 14, 2024 and declared effective by the SEC on May 15, 2024.

The foregoing summary does not purport to describe all of the terms of the Subscription Agreements and is qualified in its entirety by reference to the complete text of the Subscription Agreements, a form of which is filed as Exhibit 10.1 to the Registration Statement.

Sponsor Option Agreement

One business day prior to the Closing, in connection with the Sponsor Securities Repurchase, SEAC, New SEAC and SEAC Sponsor entered into the Sponsor Option Agreement, pursuant to which SEAC Sponsor received, as partial consideration for the Sponsor Securities Repurchase (with respect to the SEAC Class B Ordinary Shares held by SEAC Sponsor), 2,200,000 SEAC Sponsor Options, each of which entitled the SEAC Sponsor to purchase one SEAC Class A Ordinary Share at \$0.0001 per share. In connection with the Transactions, the SEAC Sponsor Options ultimately became options to purchase Pubco Common Shares pursuant to the terms of the Sponsor Option Agreement.

The SEAC Sponsor Options will become exercisable, subject to the terms, conditions and exceptions set forth in the Sponsor Option Agreement, (i) on or after the date on which the Trading Price of the Pubco Common Shares (as adjusted for share splits, share dividends, reorganizations, recapitalizations and the like) equals or exceeds \$16.05 per share or (ii) if a change of control occurs, subject to certain conditions.

The foregoing summary does not purport to describe all of the terms of the Sponsor Option Agreement and is qualified in its entirety by reference to the complete text of the Sponsor Option Agreement, which is filed as Exhibit 10.4 to the Registration Statement.

Lock-Up Agreement

In connection with the Closing, SEAC Sponsor and its transferees (collectively, the “**SEAC Holders**”) and holders of Pubco Common Shares affiliated with Lions Gate Parent (the “**Lionsgate Holders**”) entered into the Lockup Agreement with Pubco. Pursuant to the Lockup Agreement, the SEAC Holders agreed not to transfer (except for certain permitted transfers) the Lockup Shares held by them until the earliest of (i) the date that is one year after the Closing Date, (ii) (x) with respect to 50% of the SEAC Lock-Up Shares, the date on which the Trading Price of the Pubco Common Shares equals or exceeds \$12.50 per share and (y) with respect to the remaining 50% of the SEAC Lock-Up Shares, the date on which the Trading Price of a Pubco Common Share equals or exceeds \$15.00 per share, in each case at least 180 days after the Closing Date, and (iii) the date on which Pubco completes a liquidation, merger, amalgamation, capital stock exchange, spin-off, separation, distribution, reorganization or other similar transaction.

The foregoing summary does not purport to describe all of the terms of the Lockup Agreement and is qualified in its entirety by reference to the complete text of the Lockup Agreement, which is filed as Exhibit 10.3 to the Registration Statement.

Stock Exchange Listing

Listing of Pubco Common Shares on Nasdaq

The Pubco Common Shares are listed on Nasdaq under the ticker symbol “LION”.

Delisting of SEAC Securities and Deregistration of SEAC

Following consummation of the Business Combination, the SEAC Class A Ordinary Shares, SEAC Units and SEAC Warrants were delisted from Nasdaq, and SEAC was deregistered under the Exchange Act.

Recent Developments

Mathematical Computation Correction

On October 15, 2024, LG Studios filed a Current Report on Form 8-K with the SEC disclosing that on October 15, 2024 it filed (i) an Amendment No. 2 (the “8-K Amendment”) to the LG Studios’ Current Report on Form 8-K which was initially filed with the SEC on May 14, 2024 and (ii) this Post-Effective Amendment No. 1 (the “S-1 Amendment”) to the registration statement on Form S-1 (File No. 333-280132) of LG Studios, which was filed initially with the SEC on June 12, 2024 and declared effective on July 1, 2024 (the “Original S-1 Filing”). The 8-K Amendment and the S-1 Amendment were filed to correct the mathematical computations of the subtotal of cash flows provided by financing activities, net change in cash, cash equivalents and restricted cash, and the total of cash, cash equivalents and restricted cash-end of period, as previously presented in the combined statement of cash flows for the fiscal year ended March 31, 2022 in Exhibit 99.1 of Amendment No. 1 to LG Studios’ Current Report on Form 8-K/A filed with the SEC on May 30, 2024 (the “Original 8-K/A”) and the prospectus included in the Original S-1 Filing, respectively. The net cash flows provided by financing activities, net change in cash, cash equivalents and restricted cash, and the total of cash, cash equivalents and restricted cash-end of period, have each been decreased by \$118.7 million to correct the previous mathematical error.

LG Studios’ management concluded on October 10, 2024, after discussion with the LG Studios’ Audit & Risk Committee and its independent registered public accounting firm, Ernst & Young LLP, that the previously issued financial statements contained in the Original 8-K/A and the Original S-1 Filing should no longer be relied upon as a result of the foregoing matters.

LG Studios’ Audit & Risk Committee has discussed the foregoing matters pursuant to Item 4.02(a) of the Current Report on Form 8-K with management and with LG Studios’ independent registered public accounting firm.

Separation of Studio Business and Starz Business

On July 29, 2024, Lions Gate Parent, the controlling shareholder of LG Studios, disclosed that, at a meeting on July 25, 2024, the Board of Directors (the “Lions Gate Parent Board”) of Lions Gate Parent adopted a recommendation of a Special Committee of the Lions Gate Parent Board determining (i) that a collapse of Lions Gate Parent’s dual-class share structure is in the best interests of Lions Gate Parent’s shareholders and (ii) to effectuate a collapse of Lions Gate Parent’s two classes of shares into a single class based upon a 12% per share exchange premium for holders of Lions Gate Parent’s Class A voting shares (relative to Lions Gate Parent’s Class B non-voting shares). The recommendation of the Lions Gate Parent Board will be included as a proposal to shareholders in a proxy/registration statement to be filed in connection with Lions Gate Parent’s proposed separation of its Studio Business, which is owned and operated by LG Studios, and Starz.

Summary of Risk Factors

Investing in our securities involves risks. You should carefully consider the risks described in “Risk Factors” beginning on page 19 before making a decision to invest in Pubco Common Shares. If any of these risks actually occurs, our business, financial condition and results of operations would likely be materially adversely affected. Some of the risks related to Pubco’s business and industry and the Business Combination are summarized below.

Risks Related to the Studio Business

- LG Studios faces substantial capital requirements and financial risks.
- The requirements of being a public company, including maintaining adequate internal control over our financial and management systems, may strain LG Studios' resources, divert management's attention, and affect LG Studios' ability to attract and retain executive management and qualified board members.
- LG Studios may incur significant write-offs if its projects do not perform well enough to recoup costs.
- Changes in LG Studios' business strategy, plans for growth or restructuring may increase its costs or otherwise affect its profitability.
- LG Studios' revenues and results of operations may fluctuate significantly.
- LG Studios' content licensing arrangements, primarily those relating to the distribution of films in foreign territories, may include minimum guarantee arrangements which, absent such arrangements, could adversely affect our results of operations.
- LG Studios may not have long-term arrangements with many of its production or co-financing partners and, as a result, LG Studios may not have certain derivative rights related thereto.
- The Studio Business relies on a few major retailers and distributors and the loss of any of those could reduce its revenues and operating results.
- A significant portion of the Studio Business' library revenues comes from a small number of titles.
- Changes in consumer behavior, as well as evolving technologies and distribution models, may negatively affect LG Studios' business, financial condition or results of operations.
- LG Studios faces substantial competition in all aspects of its business.
- LG Studios faces economic, political, regulatory, and other risks from doing business internationally.
- LG Studios is subject to risks associated with possible acquisitions, dispositions, business combinations, or joint ventures.
- If Entertainment One Canada Ltd. loses Canadian status, it could lose licenses, incentives and tax credits.
- LG Studios' success will depend on attracting and retaining key personnel and artistic talent.
- Global economic turmoil and regional economic conditions could adversely affect LG Studios' business.
- LG Studios could be adversely affected by labor disputes, strikes or other union job actions.
- Business interruptions from circumstances or events out of LG Studios' control could adversely affect LG Studios' operations.
- LG Studios' business is dependent on the maintenance and protection of its intellectual property and pursuing and defending against intellectual property claims may have a material adverse effect on LG Studios' business.
- The Studio Business involves risks of liability claims for content of material, which could adversely affect LG Studios' business, results of operations and financial condition.
- LG Studios is, and may in the future become, subject to litigation and other legal proceedings, which could negatively impact its business, financial condition and results of operations.
- Piracy of films and television programs could adversely affect LG Studios' business over time.

- LG Studios may rely upon “cloud” computing services to operate certain aspects of its service and any disruption of or interference with its use of its “cloud” computing services could adversely impact its operations.
- LG Studios’ activities are subject to stringent and evolving obligations which may adversely impact its operations. LG Studios’ actual or perceived failure to comply with such obligations could lead to regulatory investigations or actions, litigation, fines and penalties, disruptions of its business operations, reputational harm, loss of revenue or profits, loss of customers or sales, and other adverse business consequences.
- Service disruptions or failures of LG Studios or its third-party service providers’ information systems may disrupt its businesses, damage its reputation, expose it to regulatory investigations, actions, litigation, fines and penalties or have a negative impact on its results of operations including but not limited to a loss of revenue or profit, loss of customers or sales and other adverse consequences.
- LG Studios may incur debt obligations that could adversely affect its business and profitability and its ability to meet other obligations.
- The terms of the Lions Gate Parent Credit Agreement and the Lions Gate Parent Exchange Indenture restrict LG Studios’ current and future operations, particularly LG Studios’ ability to respond to changes or to take certain actions.
- The Internal Revenue Service may not agree that LG Studios should be treated as a non-U.S. corporation for U.S. federal tax purposes and may not agree that its U.S. affiliates should not be subject to certain adverse U.S. federal income tax rules.
- Future changes to U.S. and non-U.S. tax laws could adversely affect LG Studios.
- Changes in foreign, state and local tax incentives may increase the cost of original programming content to such an extent that they are no longer feasible.
- LG Studios’ tax rate is uncertain and may vary from expectations.
- Legislative or other governmental action in the U.S. could adversely affect LG Studios’ business.
- Changes in, or interpretations of, tax rules and regulations, and changes in geographic operating results, may adversely affect LG Studios’ effective tax rates.
- Purported noteholders have instituted suit against Lions Gate Parent claiming that it breached the indenture governing Lions Gate Capital Holdings LLC’s 5.500% senior notes due 2029 by virtue of an amendment executed in connection with an exchange by certain noteholders for new notes.

Risks Related to Ownership of LG Studios’ Securities

- LG Studios cannot be certain that an active trading market for its common shares has developed or can be sustained after the Business Combination, and its share price may fluctuate significantly as a result of numerous factors beyond LG Studios’ control.
- LG Studios does not expect to pay any cash dividends for the foreseeable future.
- If securities or industry analysts do not publish research or publish misleading or unfavorable research about LG Studios’ business, LG Studios’ share price and trading volume could decline.
- The rights and obligations of a Pubco shareholder are governed by British Columbia law and may differ from the rights and obligations of shareholders of companies organized under the laws of other jurisdictions.

- A significant number of Pubco Common Shares may be sold into the market in the near future. This could cause the market price of Pubco Common Shares to drop significantly, even if LG Studios' business is performing well.
- Future sales of shares by the Lionsgate Holders could cause the price of Pubco Common Shares to drop significantly.
- Canadian takeover laws may discourage takeover offers being made for LG Studios or may discourage the acquisition of large numbers of Pubco Common Shares.
- Pubco Common Shares are subject to Canadian insolvency laws which are substantially different from Cayman Islands insolvency laws and may offer less protections to Pubco Shareholders compared to Cayman Islands insolvency laws.
- If LG Studios is a "passive foreign investment company," or "PFIC," U.S. Holders of Offering Shares may suffer adverse U.S. federal income tax consequences.

Controlled Company Exemption

Lions Gate Parent controls a majority of the voting power of the outstanding Pubco Common Shares. As a result, Pubco will be a "controlled company" within the meaning of the Nasdaq rules, and Pubco may qualify for and rely on exemptions from certain corporate governance requirements. Under Nasdaq corporate governance standards, a company of which more than 50% of the voting power for the election of directors is held by an individual, a group or another company is a "controlled company" and may elect not to comply with certain corporate governance requirements, including the requirements to:

- have a board that includes a majority of "independent directors", as defined under Nasdaq rules;
- have a compensation committee of the board that is comprised entirely of independent directors with a written charter addressing the committee's purpose and responsibilities; and
- have independent director oversight of director nominations.

Pubco may rely on the exemption from having a board that includes a majority of "independent directors" as defined under Nasdaq rules. Pubco may elect to rely on additional exemptions and it will be entitled to do so for as long as Pubco is considered a "controlled company", and to the extent it relies on one or more of these exemptions, holders of Pubco Common Shares will not have the same protections afforded to shareholders of companies that are subject to all of the Nasdaq corporate governance requirements.

THE OFFERING

Issuer	Lionsgate Studios Corp.
Pubco Common Shares offered by the Selling Shareholders	Up to 4,210,000 Pubco Common Shares, which include 1,800,000 Pubco Common Shares that were issued to the SEAC Sponsor in connection with Closing, 2,200,000 Pubco Common Shares issuable upon exercise of the Pubco Sponsor Options by the SEAC Sponsor and 210,000 Pubco Common Shares that were issued to certain former directors and permitted transferees of the SEAC Sponsor in connection with the Closing.
Pubco Common Shares outstanding	288,681,224 Pubco Common Shares issued and outstanding as of October 11, 2024.
Use of proceeds	We will not receive any of the proceeds from the sale of the Pubco Common Shares by the Selling Shareholders.
Market for Pubco Common Shares	The Pubco Common Shares are listed on Nasdaq under the ticker symbol “LION.” Pubco will not have units or warrants traded.
Risk factors	Any investment in the securities offered hereby is speculative and involves a high degree of risk. You should carefully consider the information set forth under “ <i>Risk Factors</i> ” and elsewhere in this prospectus.

RISK FACTORS

An investment in our securities involves a high degree of risk. You should carefully consider the following risk factors, together with all of the other information included in this prospectus, before making an investment decision. Our business, prospects, financial condition or operating results could decline due to any of these risks and, as a result, you may lose all or part of your investment.

Risks Related to the Studio Business

LG Studios faces substantial capital requirements and financial risks.

The production, acquisition and distribution of motion picture and television content requires substantial capital. A significant amount of time may elapse between expenditure of funds and the receipt of revenues after release or distribution of such content. LG Studios cannot assure you that it is able to successfully implement arrangements to reduce the risks of production exposure such as tax credit, government or industry programs. Moreover, LG Studios may experience delays and increased costs due to disruptions or events beyond its control and if a production incurs substantial budget overruns, LG Studios may have to seek additional financing or fund the overrun itself. LG Studios cannot make assurances regarding the availability of such additional financing on terms acceptable to it, or that it will recoup these costs. Increased costs or budget overruns incurred with respect to a particular film may prevent its completion or release, or may result in a delayed release and the postponement to a potentially less favorable date. This could adversely affect box office performance, and the overall financial success of such film. Any of the foregoing could have a material adverse effect on LG Studios' business, financial condition, operating results, liquidity and prospects.

The requirements of being a public company, including maintaining adequate internal control over our financial and management systems, may strain LG Studios resources, divert management's attention, and affect LG Studios ability to attract and retain executive management and qualified board members.

As a public company, LG Studios is subject to reporting requirements of the Exchange Act, the Sarbanes-Oxley Act of 2002 (the "Sarbanes-Oxley Act"), the rules subsequently implemented by the SEC, the rules and regulations of the listing standards of U.S. and Canadian exchanges, and other applicable securities rules and regulations. Compliance with these rules and regulations will likely strain our financial and management systems, internal controls, and employees.

The Exchange Act requires, among other things, that LG Studios file annual, quarterly, and current reports with respect to its business and operating results. Moreover, the Sarbanes-Oxley Act requires, among other things, that LG Studios maintain effective disclosure controls and procedures, and internal control, over financial reporting. In order to maintain and, if required, improve disclosure controls and procedures, and internal control over financial reporting to meet this standard, significant resources and management oversight may be required. If LG Studios has a material weaknesses or deficiencies in its internal control over financial reporting, LG Studios may not detect errors on a timely basis and its consolidated financial statements may be materially misstated. Effective internal control is necessary for LG Studios to produce reliable financial reports and is important to prevent fraud.

In addition, LG Studios will be required to comply with the auditor attestation requirements of Section 404 of the Sarbanes-Oxley Act. LG Studios expects to incur significant expenses and devote substantial management effort toward ensuring compliance with the auditor attestation requirements of Section 404 of the Sarbanes-Oxley Act. As a result of the complexity involved in complying with the rules and regulations applicable to public companies, LG Studios management's attention may be diverted from other business concerns, which could harm LG Studios' business, operating results, and financial condition.

LG Studios may incur significant write-offs if its projects do not perform well enough to recoup costs.

LG Studios is required to amortize capitalized production costs over the expected revenue streams as it recognizes revenue from films or other projects. The amount of production costs that will be amortized each quarter depends on, among other things, how much future revenue LG Studios expects to receive from each project. Unamortized production costs are evaluated for impairment each reporting period on a project-by-project basis when events or changes in circumstances indicate that the fair value of a film is less than its unamortized cost. These events and changes in circumstances include, among others, an adverse change in the expected performance of a film prior to its release, actual costs substantially in excess of budgeted cost for the film, delays or changes in release plans and actual performance subsequent to the film's release being less than previously expected performance estimates. In any given quarter, if LG Studios lowers its previous forecast with respect to total anticipated revenue from any film or other project or increases its previous forecast of cost of making or distribution of the film, LG Studios may be required to accelerate amortization or record impairment charges with respect to the unamortized costs, even if it previously recorded impairment charges for such film or other project. Such impairment charges could adversely impact the business, operating results and financial condition.

Changes in LG Studios' business strategy, plans for growth or restructuring may increase its costs or otherwise affect its profitability.

As changes in LG Studios' business environment occur, it may adjust its business strategies to meet these changes, which may include growing a particular area of business or restructuring a particular business or asset. In addition, external events including changing technology, changing consumer patterns, acceptance of its theatrical and television offerings and changes in macroeconomic conditions may impair the value of its assets. When these occur, LG Studios may incur costs to adjust its business strategy and may need to write down the value of assets. LG Studios may also invest in existing or new businesses. Some of these investments may have negative or low short-term returns and the ultimate prospects of the businesses may be uncertain or may not develop at a rate that supports its level of investment. In any of these events, LG Studios' costs may increase, it may have significant charges associated with the write-down of assets, or returns on new investments may be lower than prior to the change in strategy, plans for growth or restructuring.

LG Studios' revenues and results of operations may fluctuate significantly.

LG Studios' results of operations depend significantly upon the commercial success of the motion picture, television and other content that it sells, licenses or distributes, which cannot be predicted with certainty. Viewer preferences and audience acceptance are difficult to predict and may be subject to influences beyond LG Studios' control, such as the critical acclaim of its content, the format in which content is released, the talent involved, the genre and specific subject matter of its content, audience reaction to its content, the quality and acceptance of content that its competitors release into the marketplace, and the availability of alternative forms of entertainment (including user-generated content) and leisure activities, general economic conditions and other tangible and intangible factors. LG Studios may not be able to anticipate and react effectively to shifts in tastes and interests. In particular, if one or more motion pictures underperforms at the box office in any given period, its revenue and earnings results for that period (and potentially, subsequent periods) may be less than anticipated. LG Studios' results of operations may also fluctuate due to the timing, mix, number and availability of theatrical motion picture and home entertainment releases, as well as license periods for content. Moreover, low ratings for television programming produced by LG Studios may lead to the cancellation of a program which may result in significant programming impairments in a given period, and can negatively affect license fees for the cancelled program in future periods. Other than non-renewals or cancellation of television programs or series that may occur from time to time, LG Studios is not aware of any current material cancellation of television programming releases or of content that it sells, licenses or distributes. In addition, the comparability of results may be affected by changes in accounting guidance or changes in LG Studios' ownership of certain assets and businesses. As a result of the factors above, LG Studios' results of operations may fluctuate and differ from period to period, and therefore, may not be indicative of the results for any future periods or directly comparable to prior reporting periods.

[Table of Contents](#)

LG Studios' content licensing arrangements, primarily those relating to the distribution of films in foreign territories, may include minimum guarantee arrangements which, absent such arrangements, could adversely affect our results of operations.

LG Studios generates revenue principally from the licensing of content in domestic theatrical exhibition, home entertainment (e.g., digital media and packaged media), television, and international market places. Certain of such content licensing arrangements, primarily those relating to the distribution of films by third parties in foreign territories, may include a minimum guarantee. Revenue from these minimum guarantee arrangements amounted to approximately \$151.0 million, \$101.3 million and \$51.1 million for the years ended March 31, 2024, 2023 and 2022 respectively (and \$6.7 million for the three months ended June 30, 2024).

To the extent that receipts generated by such foreign distributor from distribution of the film in the territory exceeds a formula-based threshold, the distributor pays LG Studios an amount in addition to the minimum guarantee (the "overage"). Absent these arrangements, the revenues derived by LG Studios may be determined as a function of a revenue-sharing formulation that calculates the licensee fee payable to LG Studios solely based on the actual performance of the film in the territory. In these situations, content that is not favorably received or underperforms may not achieve the level of revenues that LG Studios would have received from a minimum guarantee arrangement, which could adversely impact the Company's business, operating results and financial condition.

The Studio Business does not have long-term arrangements with many of its production or co-financing partners.

With respect to the Studio Business, Lions Gate Parent typically does not enter into long-term production contracts with the creative producers of motion picture and television content that it produces, acquires or distributes. Moreover, LG Studios generally has certain derivative rights that provide it with distribution rights to, for example, prequels, sequels and remakes of certain content it produces, acquires or distributes. There is no guarantee that LG Studios will produce, acquire or distribute future content by any creative producer or co-financing partner, and a failure to do so could adversely affect its business, financial condition, operating results, liquidity and prospects.

The Studio Business relies on a few major retailers and distributors and the loss of any of those could reduce its revenues and operating results.

A small number of retailers and distributors account for a material percentage of the revenues in home entertainment for the Motion Picture segment of the Studio Business. The Studio Business does not have long-term agreements with retailers. In addition, in fiscal 2024, 2023 and 2022, the Studio Business generated approximately 18%, 25% and 24%, respectively, of its revenue from the Starz Business, and in fiscal 2024, 2023 and 2022, the Studio Business generated approximately 14%, 11% and 9%, respectively, of its revenue from Amazon.com, Inc. and its subsidiaries. LG Studios cannot assure you that it will maintain favorable relationships with its retailers and distributors or that they will not be adversely affected by economic conditions, including as a result of global pandemics, wars, such as Russia's invasion of Ukraine (including sanctions therefrom, though Lions Gate Parent and, to the knowledge of Lions Gate Parent, its directors and executive officers have not been, and are not expected to be, subject to any sanctions related to Russia's invasion of Ukraine), bank failures, inflation or a recession. For additional information, see Note 16 to our combined audited financial statements. For information regarding charges related to Russia's invasion of Ukraine included in direct operating expenses for fiscal 2022, see page 86 of Management's Discussion and Analysis of Financial Condition and Results of Operations of Lionsgate Studios Corp.

A significant portion of the Studio Business' library revenues comes from a small number of titles.

The Studio Business depends on a limited number of titles in any given fiscal quarter for the majority of the revenues generated by its library. In addition, many of the titles in its library are not presently distributed and generate substantially no revenue. Moreover, its rights to the titles in its library vary; in some cases, the Studio Business only holds the right to distribute titles in certain media and territories for a limited term; in other cases,

[Table of Contents](#)

certain rights may be reserved and/or granted to third parties or otherwise only granted to LG Studios for a limited period. If LG Studios cannot acquire new product and the rights to popular titles through production, distribution agreements, acquisitions, mergers, joint ventures or other strategic alliances, or renew expiring rights to titles generating a significant portion of its revenue on acceptable terms, any such failure could have a material adverse effect on its business, financial condition, operating results, liquidity and prospects. Other than its recent acquisition of eOne, Lions Gate Parent has not entered into any agreements regarding material acquisitions of titles, renewals, business combinations, joint ventures or sales that have not yet closed. Completed material acquisitions have been previously disclosed in the reports of Lions Gate Parent that have been filed under the Exchange Act.

Changes in consumer behavior, as well as evolving technologies and distribution models, may negatively affect LG Studios' business, financial condition or results of operations.

LG Studios' success, in part, depends on its ability to anticipate and adapt to shifting content consumption patterns. The ways in which viewers consume content, and technology and business models in its industry, continue to evolve, and new distribution platforms, as well as increased competition from new entrants and emerging technologies, have added to the complexity of maintaining predictable revenues. Developments in technology and new content delivery products and services have also led to an increased amount of video content, as well as changes in consumers' expectations regarding the availability of video content and their willingness to pay for access to such content. These changes include the increase in the number of advertising-based video on demand services or free, ad-supported streaming linear channels (also known as FAST channels) or increased cord-cutting. The use of generative artificial intelligence ("AI"), machine learning, and large language models, is evolving rapidly and becoming more prevalent in business operations and LG Studios' ability to compete could be adversely affected if its competitors gain an advantage by using such technologies. Technology such as AI may be used in ways that increase access to publicly available free or relatively inexpensive content that may reduce demand for LG Studios' products and services. Regulations governing new technological developments, such as developments in AI, remain unsettled, and these developments may affect aspects of LG Studios' existing business model, including revenue streams for the use of LG Studios' intellectual property and how it creates its entertainment products. In addition, rules governing new technological developments, such as developments in generative artificial intelligence, remain unsettled, and these developments may affect aspects of LG Studios' business model, including revenue streams for the use of its intellectual property and how LG Studios creates and distributes its content. If LG Studios fails to successfully exploit emerging technologies and effectively anticipate or adapt to emerging competitors, content distribution platforms, changes in consumer behavior and shifting business models, this could have a material adverse effect on its competitive position, business, financial condition and results of operations.

LG Studios faces substantial competition in all aspects of its business.

LG Studios is an independent distributor and producer. Most of the major U.S. studios are part of large diversified corporate groups with a variety of other operations that can provide both the means of distributing their products and stable sources of earnings that may allow them to better offset fluctuations in the financial performance of their motion picture operations and television production operations. If LG Studios is unable to successfully or profitably compete with current and new competitors, its business will be adversely affected.

LG Studios faces economic, political, regulatory, and other risks from doing business internationally.

LG Studios has operations and distributes content outside the U.S. and derives revenue from international sources. As a result, its business is subject to certain risks inherent in international business, many of which are beyond its control. These risks may include:

- difficulties in understanding and complying with local laws, regulations and customs in foreign jurisdictions;

Table of Contents

- laws and policies adversely affecting trade, investment and taxes, including laws and policies relating to the repatriation of funds and withholding taxes, and changes in these laws;
- sanctions imposed on countries, entities and individuals with whom it conducts business (such as those imposed due to Russia's invasion of Ukraine);
- the impact of trade disputes;
- anti-corruption laws and regulations such as the Foreign Corrupt Practices Act and the U.K. Bribery Act that impose strict requirements on how LG Studios may conduct its foreign operations and changes in these laws and regulations;
- changes in local regulatory requirements including regulations designed to stimulate local productions, promote and preserve local culture and economic activity (including local content quotas, investment obligations, local ownership requirements, and levies to support local film funds);
- differing degrees of consumer protection laws, data privacy and cybersecurity laws and changes in these laws;
- differing degrees of employee or labor laws and changes in these laws that may impact our ability to hire and retain foreign employees;
- strikes or other employment actions that may make it difficult to produce and/or localize content;
- censorship requirements that may cause LG Studios to remove or edit popular content, leading to consumer disappointment, brand tarnishment or consumer dissatisfaction;
- inability to adapt LG Studios' offerings successfully to differing languages, cultural tastes, and preferences in international markets;
- international jurisdictions where laws are less protective of intellectual property and varying attitudes towards the piracy of intellectual property;
- establishing and protecting a new brand identity in competitive markets;
- the instability of foreign economies and governments;
- currency exchange restrictions, export controls and currency devaluation risks in some foreign countries;
- war and acts of terrorism; and
- the spread of communicable diseases, which may impact business in such jurisdictions.

LG Studios' actual or perceived failure to comply with such obligations could lead to regulatory investigations or actions, litigation, fines and penalties, disruptions of its business operations, reputational harm, loss of revenue or profits, loss of customers or sales, and other adverse business consequences.

LG Studios is subject to risks associated with possible acquisitions, dispositions, business combinations, or joint ventures.

From time to time, LG Studios may engage in discussions and activities with respect to possible acquisitions, sale of assets, business combinations, joint ventures intended to complement or expand its business or other transactions. However, LG Studios may not realize the anticipated benefit from the transactions it pursues; there may be liabilities assumed that it did not discover or that it underestimated in the course of performing its due diligence; the negotiation of the transaction and the integration of the acquired business could require LG Studios to incur significant costs and cause diversion of management's time and resources; the transaction could result in impairment of goodwill and other intangibles, development write-offs and other related expenses; the transaction may pose challenges in the consolidation and integration of information technology, accounting systems,

personnel and operations; and LG Studios may have difficulty managing the combined entity in the short term if it experiences a significant loss of management personnel during the transition period after a significant acquisition. No assurance can be given that expansion, acquisition or other opportunities will be successful, completed on time, or that LG Studios will realize expected operating efficiencies, cost savings, revenue enhancements, synergies or other benefits. Any of the foregoing could have a material adverse effect on LG Studios' business, financial condition, operating results, liquidity and prospects. If LG Studios determines to sell individual properties, libraries or other assets or businesses, it will benefit from the net proceeds realized from such sales. However, LG Studios' revenue may be affected in the long-term due to the loss of revenue generating assets, and poor timing of disposals may result in unrealized asset value, all of which may diminish its ability to service its indebtedness and repay its notes and its other indebtedness at maturity. Furthermore, LG Studios' future growth may be inhibited if the disposed asset contributed in a significant way to the diversification of its business platform.

If Entertainment One Canada Ltd. loses Canadian status, it could lose licenses, incentives and tax credits.

Through the acquisition of eOne, LG Studios indirectly acquired the economic interests in Entertainment One Canada Ltd., a Canadian corporation ("EOCL"). EOCL is able to benefit from a number of licenses, incentive programs and Canadian government tax credits as a result of it being "Canadian controlled" as defined in the Investment Canada Act. LG Studios has taken measures to ensure that EOCL's Canadian status is maintained. There can be no assurance, however, that EOCL will be able to continue to maintain its Canadian status. The loss of EOCL's Canadian status could harm LG Studios' business, including the possible loss of future incentive programs and clawback of funding previously provided to EOCL.

LG Studios' success depends on attracting and retaining key personnel and artistic talent.

LG Studios' success depends upon the continued efforts, abilities and expertise of its executive teams and other key employees, including production, creative and technical personnel, including, in turn, on its ability to identify, attract, hire, train and retain such personnel. LG Studios has employment agreements with top executive officers and production executives but does not have significant "key person" life insurance policies for any employee. Although it is standard in the industry to rely on employment agreements as a method of retaining the services of key employees, these agreements cannot assure LG Studios of the continued services of such employees. In addition, LG Studios depends on the availability of a number of actors, writers, directors and producers of third-party production companies who create its original programming. LG Studios cannot assure you that it will be successful in identifying, attracting, hiring, training and retaining such personnel in the future, and LG Studios' inability to do so could have a material adverse effect on its business, financial condition, operating results, liquidity and prospects.

Global economic turmoil and economic conditions could adversely affect LG Studios' business.

Global economic turmoil or resulting from such events as global pandemics, wars, inflation, bank failures or a recession, may cause a general tightening in the credit markets, lower levels of liquidity, increases in the rates of default and bankruptcy, levels of intervention from the U.S. federal government and other foreign governments, decreased consumer confidence and spending, overall slower economic activity and extreme volatility in credit, equity and fixed income markets. A decrease in economic activity in the U.S. or in other regions of the world in which LG Studios does business could adversely affect demand for its content, thus reducing its revenues and earnings. A decline in economic conditions could reduce performance of theatrical, television and home entertainment releases. In addition, an increase in price levels generally could result in a shift in consumer demand away from the entertainment offered, which could also adversely affect LG Studios revenues and, at the same time, increase costs. Moreover, financial institution failures may make it more difficult to finance any future acquisitions, or engage in other financing activities.

LG Studios could be adversely affected by labor disputes, strikes or other union job actions.

The Studio Business is directly or indirectly dependent upon highly specialized union members who are essential to the production of motion pictures and television content including writers, directors, actors and other talent as well as trade employees and others who are subject to collective bargaining agreements. In general, a labor dispute, work stoppage, work slowdown, strike by, or a lockout of, one or more of the unions that provide personnel essential to the production of motion pictures or television content, including a potential strike from The International Alliance of Theatrical Stage Employees, could delay or halt the Studio Business's ongoing development and/or production activities, or could cause a delay or interruption in release of new motion pictures and television content. Labor disputes have in the past, such as the industry-wide strike by the Writers Guild of America in May 2023 and Screen Actors Guild in July 2023, and may in the future restrict access to content, result in work stoppages, and may result in increased costs and decreased revenue, which could have a material adverse effect on LG Studios' business, financial condition, operating results, liquidity and prospects.

Business interruptions from circumstances or events out of LG Studios' control could adversely affect LG Studios' operations.

The operations of the Studio Business are vulnerable to outages and interruptions due to fire, floods, power loss, telecommunications failures, software or hardware failures, loss of data, security breaches, cyberattacks, personnel misconduct or error, war or acts of terrorism, global pandemics, work stoppages and strikes, and similar events beyond its control. LG Studios has offices located in Southern California and New York which are subject to natural disasters such as earthquakes, wildfires and flooding. Although we have developed certain plans to respond in the event of a disaster, there can be no assurance that they will be effective in the event of a specific disaster. In the event of a short-term power outage, LG Studios may have installed uninterrupted power source equipment designed to protect its operations and equipment. A long-term power outage, however, could disrupt its operations.

Although LG Studios carries business interruption insurance for potential losses (including earthquake-related losses), there can be no assurance that such insurance will be sufficient to compensate for losses that may occur or that such insurance may continue to be available on affordable terms. Any losses or damages incurred by LG Studios could have a material adverse effect on its business, financial condition, operating results, liquidity and prospects.

LG Studios' business is dependent on the maintenance and protection of its intellectual property and pursuing and defending against intellectual property claims may have a material adverse effect on LG Studios' business.

LG Studios' ability to compete depends, in part, upon successful protection of its intellectual property. LG Studios will attempt to maintain and protect its proprietary and intellectual property rights to its productions through available copyright and trademark laws, contractual provisions in its agreements with its employees, contractors and production partners that develop intellectual property on its behalf, and licensing and distribution arrangements with reputable international companies in specific territories and media for limited durations. Despite these precautions, existing copyright and trademark laws afford only limited practical protection in certain countries where the Studio Business distributes its products. As a result, it may be possible for unauthorized third parties to copy and distribute LG Studios' productions or certain portions or applications of its intended productions, which could have a material adverse effect on LG Studios' business, financial condition, operating results, liquidity and prospects. Moreover, there can be no assurance that LG Studios, content producers or other third parties from whom it has licensed or acquired content, have, in every instance, entered into agreements that contain appropriate protections regarding intellectual property, including non-disclosure, "work made for hire" or valid assignment provisions, with each party who has developed intellectual property on their respective behalf. Litigation may also be necessary to enforce LG Studios' intellectual property rights, to protect its trade secrets, or to determine the validity and scope of the proprietary rights of others or to defend

against claims of infringement or invalidity. Any such litigation, infringement or invalidity claims could result in substantial costs and the diversion of resources and could have a material adverse effect on LG Studios' business, financial condition, operating results, liquidity and prospects. LG Studios' more successful and popular film or television products or franchises may experience higher levels of infringing activity, particularly around key release dates. Alleged infringers have claimed and may claim that their products are permitted under fair use or similar doctrines, that they are entitled to compensatory or punitive damages because LG Studios' efforts to protect its intellectual property rights are illegal or improper, and that LG Studios' key trademarks or other significant intellectual property are invalid. Such claims, even if meritless, may result in adverse publicity or costly litigation. LG Studios will vigorously defend its copyrights and trademarks from infringing products and activity, which can result in litigation. It may receive unfavorable preliminary or interim rulings in the course of litigation, and there can be no assurance that a favorable final outcome will be obtained in all cases. Additionally, one of the risks of the film and television production business is the possibility that others may claim that LG Studios' productions and production techniques misappropriate or infringe the intellectual property rights of third parties.

Notwithstanding its efforts to obtain all permissions and clearances it deems necessary in relation to the content it creates or distributes, from time to time, LG Studios may be subject to claims and legal proceedings regarding alleged infringement by it of the intellectual property rights (including patents) of third parties. Such claims, whether or not meritorious, may result in the expenditure of significant financial and managerial resources, require the development of alternative technology or business practices, injunctions against LG Studios, or payments for licenses or damages. We may also enter into licenses or other arrangements to settle and resolve such allegations on commercially reasonable terms where available, though there can be no assurance such agreements can be obtained on acceptable terms. These risks may be amplified by the increase in third parties whose sole or primary business is to assert such claims. Regardless of the validity or the success of the assertion of any such claims, LG Studios could incur significant costs and diversion of resources in enforcing its intellectual property rights or in defending against such claims, which could have a material adverse effect on its business, financial condition, operating results, liquidity and prospects.

In addition, LG Studios may, from time to time, lose or cease to control certain of its rights in the intellectual property on which it relies. Pursuant to applicable intellectual property laws, such rights may expire or be transferred to third parties as a result of the operation of copyright reversion and/or termination of transfer rights under applicable laws. Additionally, where LG Studios acquires rights in certain properties or content, it may only acquire such rights for a limited period or subject to other restrictions. Where LG Studios loses intellectual property rights, it may not be able to re-acquire such rights on reasonable terms or at all, including due to material entering the public domain. The loss of (or of control of) such intellectual property rights may adversely impact LG Studios' ability to prevent others from exploiting content based on such rights.

The Studio Business involves risks of liability claims for content of material, which could adversely affect LG Studios' business, results of operations and financial condition.

As a distributor of media content, LG Studios may face potential liability for defamation, violation of rights of privacy or publicity or other similar rights, negligence, copyright or trademark infringement, claims related to the adult nature of some of its content, other claims based on the nature and content of the materials distributed or on statements made by personnel or talent regarding or promoting those materials or attributable to its business. These types of claims have been brought, sometimes successfully, against producers and distributors of media content. Any imposition of liability that is not covered by insurance or is in excess of insurance coverage could have a material adverse effect on LG Studios' business, financial condition, operating results, liquidity and prospects.

LG Studios is, and may in the future become, subject to litigation and other legal proceedings, which could negatively impact its business, financial condition and results of operations.

From time to time, LG Studios is subject to various legal proceedings (including class action lawsuits), claims, regulatory investigations and arbitration proceedings, including claims relating to intellectual property, employment, wage and hour, consumer privacy, contractual and commercial disputes, and the production, distribution, and licensing of its content. The outcome of legal proceedings are inherently uncertain. Any proceedings, actions, claims or inquiries initiated by or against it, whether successful or not, may be time consuming, result in costly litigation, damage awards, consent decrees, injunctive relief or increased costs of business, require LG Studios to change its business practices or products, result in negative publicity, require significant amounts of management time, result in the diversion of significant operational resources or otherwise harm its business and financial results. In addition, LG Studios' insurance may not be adequate to protect it from all material expenses related to pending and future claims. Any of these factors could materially adversely affect its business, financial condition and results of operations.

Piracy of films and television programs could adversely affect LG Studios' business over time.

Piracy is extensive in many parts of the world and is made easier by the availability of digital copies of content and technological advances allowing conversion of films and television content into digital formats. This trend facilitates the creation, transmission and sharing of high-quality unauthorized copies of motion pictures and television content. The proliferation of unauthorized copies of these products has had and will likely continue to have an adverse effect on the Studio Business, because these products reduce the revenue it may receive from distribution. In order to contain this problem, LG Studios may have to implement elaborate and costly security and anti-piracy measures, which could result in significant expenses and losses of revenue. LG Studios cannot assure you that even the highest levels of security and anti-piracy measures will prevent piracy.

LG Studios may rely upon "cloud" computing services to operate certain aspects of its service and any disruption of or interference with its use of its "cloud" computing services could adversely impact its operations and its business.

LG Studios may utilize "cloud" computing services to deliver a distributed computing infrastructure platform for its business operations. LG Studios may architect its software and computer systems so as to utilize data processing, storage capabilities and other services provided by its current "cloud" computing service provider and run its computing via such "cloud" computing service provider. Given this, along with the fact that switching "cloud" computing services to another provider may be difficult, any problems faced by LG Studios' "cloud" computing provider, including technological or business-related disruptions, as well as cybersecurity threats and regulatory interference, or any unanticipated interference with its use of its current "cloud" service provider could adversely impact LG Studios' operations and its business.

LG Studios' activities are subject to stringent and evolving obligations which may adversely impact its operations. LG Studios' actual or perceived failure to comply with such obligations could lead to regulatory investigations or actions; litigation; fines and penalties; disruptions of its business operations; reputational harm; loss of revenue or profits; loss of customers or sales; and other adverse business consequences.

Data Privacy and Security. In the ordinary course of its business, LG Studios collects, generates, uses, stores, processes, discloses, transmits, shares and transfers (collectively "process") personal data and other sensitive information, including proprietary and confidential business data, trade secrets, intellectual property, and third-party data, through its websites and applications and those of third parties. Among other purposes, LG Studios uses this information to engage with users, promote its programming, and monitor the use of its digital platforms. LG Studios' collection and use of personal data may subject it to numerous data privacy and security obligations, such as various laws, regulations, guidance, industry standards, external and internal privacy and security policies, contractual requirements, and other obligations relating to data privacy and security.

[Table of Contents](#)

In the U.S., federal, state, and local governments have enacted numerous data privacy and security laws, including data breach notification laws, personal data privacy laws, consumer protection laws (e.g., Section 5 of the Federal Trade Commission Act and the Controlling the Assault of Non-Solicited Pornography and Marketing Act), and other similar laws (e.g., wiretapping laws). For example, in the past few years, numerous U.S. states—including California, Virginia, Colorado, Connecticut, and Utah—have enacted comprehensive privacy laws that impose certain obligations on covered businesses, including providing specific disclosures in privacy notices and affording residents with certain rights concerning their personal data. As applicable, such rights may include the right to access, correct, or delete certain personal data, and to opt-out of certain data processing activities, such as targeted advertising, profiling, and automated decision-making. The exercise of these rights may impact LG Studios’ business and ability to provide its products and services. Certain states also impose stricter requirements for processing certain personal data, including sensitive information, such as conducting data privacy impact assessments. These state laws allow for statutory fines for noncompliance. For example, the California Consumer Privacy Act of 2018 (“CCPA”) allows for civil penalties (up to \$7,500 per intentional violation). Similar laws are being considered in several other states, as well as at the federal and local levels. These developments further complicate compliance efforts and increase legal risk and compliance costs for LG Studios and the third parties upon whom LG Studios relies.

Outside the U.S., an increasing number of laws, regulations, and industry standards apply to data privacy and security. For example, the European Union’s General Data Protection Regulation (the “EU GDPR”), the United Kingdom’s GDPR (the “UK GDPR” and, together with the EU GDPR, “GDPR”), the EU Digital Services Act, Brazil’s General Data Protection Law (Lei Geral de Proteção de Dados Pessoais, or “LGPD”) (Law No. 13,709/2018) and Canada’s Personal Information Protection and Electronic Documents Act (“PIPEDA”) impose strict requirements for processing personal data. For example, under the GDPR, companies may face temporary or definitive bans on data processing and other corrective actions; fines of up to 20 million Euros (under the EU GDPR) or, 17.5 million pounds sterling (under the UK GDPR), or 4% of annual global revenue, whichever is greater; or private litigation related to processing of personal data brought by classes of data subjects or consumer protection organizations authorized at law to represent their interests. As another example, in Canada, PIPEDA and various related provincial laws, as well as Canada’s Anti-Spam Legislation (“CASL”), may apply to LG Studios’ operations, as well as the LGPD in Brazil. The LGPD broadly regulates processing personal data of individuals in Brazil and imposes compliance obligations and penalties comparable to those of the GDPR.

Additionally, regulators are increasingly scrutinizing companies that process children’s data. Numerous laws, regulations, and legally-binding codes, such as the Children’s Online Privacy Protection Act (“COPPA”), California’s Age Appropriate Design Code, CCPA, other U.S. state comprehensive privacy laws, GDPR, and the UK Age Appropriate Design Code impose various obligations on companies that process children’s data, including requiring certain consents to process such data and extending certain rights to children and their parents with respect to that data. Some of these obligations have wide ranging applications, including for services that do not intentionally target child users (defined in some circumstances as a user under the age of 18 years old). These laws may be, or in some cases, have already been, subject to legal challenges and changing interpretations, which may further complicate LG Studios’ efforts to comply with these laws.

LG Studios’ may be subject to new laws governing the processing of consumer health data, including by providing for reproductive, sexual orientation, and gender identity privacy rights. For example, Washington’s My Health My Data Act (“MHMD”) broadly defines consumer health data, places restrictions on processing consumer health data (including imposing stringent requirements for consents), provides consumers certain rights with respect to their health data, and creates a private right of action to allow individuals to sue for violations of the law. Other states are considering and may adopt similar laws.

Additionally, under various privacy laws (such as the Video Privacy Protection Act) and other obligations, LG Studios’ may be required to obtain certain consents to process personal data. Noncompliance with such obligations is increasingly subject to challenges by class action plaintiffs. LG Studios’ inability or failure to obtain such consents could result in adverse consequences.

[Table of Contents](#)

In the ordinary course of business, LG Studios may transfer personal data from Europe and other jurisdictions to the U.S. or other countries. Europe and other jurisdictions have enacted laws requiring data to be localized or limiting the transfer of personal data to other countries. In particular, the European Economic Area (“**EEA**”) and the United Kingdom (“**UK**”) have significantly restricted the transfer of personal data to the U.S. and other countries whose privacy laws it believes are inadequate. Other jurisdictions may adopt similarly stringent interpretations of their data localization and cross-border data transfer laws. Although there are currently various mechanisms that may be used to transfer personal data from the EEA and UK to the U.S. in compliance with law, such as the EEA standard contractual clauses, the UK’s International Data Transfer Agreement / Addendum, and the EU-U.S. Data Privacy Framework and the UK extension thereto (which allows for transfers to relevant U.S.-based organizations who self-certify compliance and participate in the Framework), these mechanisms are subject to legal challenges, and there is no assurance that LG Studios can satisfy or rely on these measures to lawfully transfer personal data to the U.S.

If there is no lawful manner for LG Studios to transfer personal data from the EEA, the UK or other jurisdictions to the U.S., or if the requirements for a legally-compliant transfer are too onerous, LG Studios could face significant adverse consequences, including the interruption or degradation of its operations, the need to relocate part of or all its business or data processing activities to other jurisdictions at significant expense, increased exposure to regulatory actions, substantial fines and penalties, the inability to transfer data and work with partners, vendors and other third parties, and injunctions against processing or transferring of personal data necessary to operate its business. Additionally, companies that transfer personal data out of the EEA and UK to other jurisdictions, particularly to the United States, are subject to increased scrutiny from regulators, individual litigants, and activist groups. Some European regulators have ordered certain companies to suspend or permanently cease certain transfers out of the EEA for allegedly violating the GDPR’s cross-border data transfer limitations.

LG Studios is also bound by contractual obligations related to data privacy and security, and its efforts to comply with such obligations may not be successful. For example, LG Studios is contractually subject to industry standards adopted by industry groups, such as the Payment Card Industry Data Security Standard (“**PCI DSS**”). The PCI DSS requires companies to adopt certain measures to ensure the security of cardholder information, including using and maintaining firewalls, adopting proper password protections for certain devices and software, and restricting data access. Noncompliance with PCI-DSS can result in penalties ranging from fines of \$5,000 to \$100,000 per month by credit card companies, litigation, damage to LG Studios’ reputation, and revenue losses. LG Studios also relies on third parties to process payment card data, who may be subject to PCI DSS, and its business may be negatively affected if these parties are fined or suffer other consequences as a result of PCI DSS noncompliance. Moreover, LG Studios publishes privacy policies, marketing materials and other statements regarding data privacy and security, including as required by applicable laws and regulations. If these policies, materials or statements are found to be deficient, lacking in transparency, deceptive, unfair, or misrepresentative of LG Studios’ practices, it may be subject to investigation, enforcement actions by regulators or other adverse consequences.

Obligations related to data privacy and security (and consumers’ data privacy expectations) are quickly changing, becoming increasingly stringent, and creating uncertainty. Additionally, these obligations may be subject to differing applications and interpretations, which may be inconsistent or conflict among jurisdictions. Preparing for and complying with these obligations requires significant resources and may necessitate changes to LG Studios’ information systems, policies and practices and to those of any third parties upon which it relies.

LG Studios may at times fail (or be perceived to have failed) in efforts to comply with data privacy and security obligations. Moreover, despite its efforts, its personnel or third parties upon whom it relies may fail to comply with such obligations, which could negatively impact LG Studios’ business operations and compliance posture. If LG Studios or the third parties on which it relies fails, or are perceived to have failed, to address or comply with applicable data privacy and security obligations, LG Studios could face significant consequences, including, but not limited to: government enforcement actions (e.g., investigations, fines, penalties, audits, inspections, and

[Table of Contents](#)

similar); litigation (including class-action claims) and mass arbitration demands; additional reporting requirements and/or oversight; bans or restrictions on processing personal data; or orders to destroy or not use personal data. In particular, plaintiffs have become increasingly active in bringing privacy-related claims against companies, including class claims and mass arbitration demands. Some of these claims allow for the recovery of statutory damages on a per violation basis, and, if viable, carry the potential for monumental statutory damages, depending on the volume of data and the number of violations. Any of these events could have a material adverse effect on LG Studios' reputation, business, or financial condition, including, but not limited to: loss of customers; interruptions or stoppages in business operations; inability to process personal data or to operate in certain jurisdictions; limited ability to develop or commercialize its products; expenditure of time and resources to defend any claim or inquiry; adverse publicity; or substantial changes to its business model or operations.

Consumer Protection Laws. The continued growth and development of the market for online commerce may lead to more stringent consumer protection laws both domestically and internationally, which may impose additional burdens on LG Studios. In addition, many states have enacted laws regulating automatically renewing online subscription services. If authorities start taking increased enforcement action related to statutes governing perceived unfair deceptive acts and practices, LG Studios could suffer additional costs, complaints and/or regulatory investigations or fines. Several of these laws also have private rights of action. LG Studios' actual or perceived failure to comply with such obligations could lead to regulatory investigations or actions, litigation, fines and penalties, reputational harm, and other adverse business consequences. Other changes in consumer protection laws and the interpretations thereof, could have a materially adverse effect on LG Studios' business, financial condition and results of operations.

Levies/Taxes. Governments are increasingly looking to introduce regulations related to media and tax that may apply to LG Studios' services. For example, some international governments have enacted or are considering enacting laws that impose levies and other financial obligations on media operators located outside their jurisdiction. Other changes in levy or tax laws and the interpretations thereof could have a materially adverse effect on LG Studios' business, financial condition and results of operations.

Service disruptions or failures of LG Studios' or its third party service providers' information systems, data and networks may disrupt its businesses, damage its reputation, expose it to regulatory investigations, actions, litigation, fines and penalties or have a negative impact on its results of operations including but not limited to loss of revenue or profit, loss of customers or sales and other adverse consequences.

In the ordinary course of LG Studios' business, LG Studios and the third parties on which it relies process proprietary, confidential, and sensitive data, including personal data, intellectual property, and trade secrets (collectively, sensitive information). Threats such as cyberattacks, malicious internet-based activity, and online and offline fraud are becoming more prevalent and are increasingly difficult to detect. These threats come from a variety of sources, including traditional computer "hackers," threat actors, "hacktivists," personnel (such as through theft or misuse), sophisticated nation-states, and nation-state-supported actors. Some actors now engage and are expected to continue to engage in cyber-attacks, including without limitation nation-state actors for geopolitical reasons and in conjunction with military conflicts and defense activities. During times of war and other major conflicts, LG Studios and the third parties upon which it relies may be vulnerable to a heightened risk of these attacks, including retaliatory cyber-attacks, that could materially disrupt LG Studios' systems and operations, supply chain, and ability to produce, sell and distribute its goods and services.

LG Studios and the third parties upon which it relies are subject to a variety of evolving threats, including but not limited to social-engineering attacks (including through deep fakes, which may be increasingly more difficult to identify as fake, and phishing attacks), malicious code (such as viruses and worms), malware (including as a result of advanced persistent threat intrusions), denial-of-service attacks, credential stuffing attacks, credential harvesting, personnel misconduct or error, ransomware attacks, supply-chain attacks, software bugs, server malfunctions, software or hardware failures, loss of data or other information technology assets, adware, telecommunications failures, attacks enhanced or facilitated by artificial intelligence, and other similar threats. In

[Table of Contents](#)

particular, ransomware attacks are becoming increasingly prevalent and can lead to significant interruptions in LG Studios' operations, loss of data and income, reputational harm, and diversion of funds. Extortion payments may alleviate the negative impact of a ransomware attack, but LG Studios may be unwilling or unable to make such payments due to, for example, applicable laws or regulations prohibiting such payments. Further, a partially remote workforce poses increased risks to LG Studios' information technology systems and data, as certain employees work from home on a full or part-time basis, utilizing network connections outside LG Studios' premises. Business transactions (such as acquisitions or integrations) could expose LG Studios to additional cybersecurity risks and vulnerabilities, as its systems could be negatively affected by vulnerabilities present in acquired or integrated entities' systems and technologies. Furthermore, LG Studios may discover security issues that were not found during due diligence of such acquired or integrated entities, and it may be difficult to integrate companies into its information technology environment and security program.

LG Studios relies on third parties to operate critical business systems to process proprietary, confidential or other sensitive data in a variety of contexts, including, without limitation, cloud-based infrastructure (for more, see the Risk Factor titled "*LG Studios' may rely upon 'cloud' computing services to operate certain aspects of its service and any disruption of or interference with its use of its 'cloud' computing services could adversely impact its operations and its business.*"), data center facilities, encryption and authentication technology, employee email servers, content delivery systems, and other functions. LG Studios' ability to monitor these third parties' information security practices is limited, and these third parties may not have adequate information security measures in place. If these third parties experience a security incident or other interruption, LG Studios could experience adverse consequences. While LG Studios may be entitled to damages if these third parties fail to satisfy their privacy or security-related obligations to it, any award may be insufficient to cover LG Studios' damages, or LG Studios may be unable to recover such award. Similarly, supply-chain attacks have increased in frequency and severity, and LG Studios cannot guarantee that third parties and infrastructure in its supply chain or its third-party partners' supply chains have not been compromised.

LG Studios takes steps to detect, mitigate and remediate vulnerabilities in its information systems (such as its hardware or software) and those of the third parties upon which LG Studios relies, but it may not be able to detect and remediate (or have its third party service providers remediate) all such vulnerabilities on a timely basis or at all. Further, LG Studios may experience delays in developing and deploying remedial measures and patches designed to address any such identified vulnerabilities. If not remediated expeditiously, vulnerabilities could be exploited and result in a security incident.

Any of the previously identified or similar threats could cause a security incident or other interruption that could result in unauthorized, unlawful, or accidental acquisition, modification, destruction, loss, alteration, encryption, disclosure of, or access to LG Studios' sensitive information. A security incident or other interruption could disrupt LG Studios' ability (and that of third parties upon whom it relies) to provide its services. LG Studios' may expend significant resources or modify its business activities to try to protect against security incidents. Certain data privacy and security obligations may require LG Studios to implement and maintain specific industry-standard or reasonable security measures to protect its information technology systems and sensitive information. While LG Studios has implemented security measures designed to protect against security incidents, there can be no assurance that these measures will be effective.

Applicable data privacy and security obligations may require LG Studios to notify relevant stakeholders, including affected individuals, customers, regulators, and investors, of security incidents. Such disclosures are costly, and the disclosures or the failure to comply with such requirements could lead to adverse consequences. If LG Studios (or a third party upon whom it relies) experiences a security incident or is perceived to have experienced a security incident, LG Studios may experience adverse consequences, such as: government enforcement actions (for example, investigations, fines, penalties, audits, and inspections); additional reporting requirements and/or oversight; restrictions on processing sensitive information; litigation; indemnification obligations; negative publicity; reputational harm; monetary fund diversions; interruptions in its operations; financial loss; and other similar harms. Security incidents and attendant consequences may cause customers to

[Table of Contents](#)

stop using LG Studios' services, deter new customers from using LG Studios' services, and negatively impact LG Studios' ability to grow and operate its business. LG Studios' contracts may not contain limitations of liability, and even where they do, there can be no assurance that limitations of liability in its contracts are sufficient to protect it from liabilities, damages, or claims related to its data privacy and security obligations. LG Studios cannot be sure that its insurance coverage will be adequate or sufficient to protect it from or to mitigate liabilities arising out of its privacy and security practices, that such coverage will continue to be available on commercially reasonable terms or at all, or that such coverage will pay future claims.

In addition to experiencing a security incident, third parties may gather, collect, or infer sensitive information about LG Studios from public sources, data brokers, or other means that reveals competitively sensitive details about its organization and could be used to undermine its competitive advantage or market position.

LG Studios may incur debt obligations that could adversely affect its business and profitability and its ability to meet other obligations.

LG Studios and certain of its subsidiaries completed one or more financing transactions on or prior to the completion of the Business Combination. As a result of such transactions, LG Studios had approximately \$1,587.7 million of corporate intercompany indebtedness upon completion of the Business Combination pursuant to an intercompany note and assumption agreement (the "**Intercompany Note**") between Lions Gate Television Inc., a Delaware corporation and subsidiary of LG Studios ("**LGTV**"), and Lions Gate Capital Holdings LLC, a Delaware limited liability company and subsidiary of Lions Gate Parent ("**LGCH**"). Additionally, LGAC International LLC, a Delaware limited liability company and subsidiary of LG Studios ("**LGAC International**"), and Lions Gate Capital Holdings 1, Inc., a Delaware corporation and subsidiary of Lions Gate Parent ("**LGCH1**"), entered into a revolving credit agreement pursuant to which LGAC International and LGCH1 agreed to make revolving loans to each other from time to time, provided that the net amount owing by one party to the other at any particular time may not exceed \$150.0 million. Following the completion of the Business Combination, LG Studios and certain of its subsidiaries also continue to provide a guarantee of Lions Gate Parent's obligations under (i) the Lions Gate Parent Credit Agreement, (ii) the Lions Gate Parent Indenture and 5.500% senior notes due 2029 issued thereunder and (iii) the Lions Gate Parent Exchange Indenture and 5.500% exchange notes due 2029 issued thereunder. LG Studios and certain of its subsidiaries will also continue to grant liens on and pledge collateral in favor of the collateral agent on behalf of the secured parties under the Lions Gate Parent Credit Agreement. LG Studios may also incur additional indebtedness in the future. As of June 30, 2024 and March 31, 2024, the Studio Business has corporate debt of approximately \$1,571.2 million and \$1,793.5 million, respectively, and film related obligations of approximately \$1,980.0 million and \$1,949.4 million, respectively. The Studio Business's Intercompany Note provides for revolving credit commitments of \$1.10 billion. The Studio Business's debt service obligations (principal and interest) on its corporate debt and film related obligations outstanding as of June 30, 2024 over the next twelve months is estimated to be approximately \$2,420.0 million. This amount is based on the applicable SOFR rate as of June 30, 2024, and is net of payments and receipts from the Studio Business's interest rate swaps and excludes amounts that may be required for future borrowings under the Studios Business's revolving line of credit which had \$585.0 million outstanding as of June 30, 2024. Interest paid on the weighted average borrowings under the line of credit of approximately \$207.1 million amounted to \$14.1 million during the three months ended June 30, 2024. See the section entitled "Management's Discussion and Analysis of Financial Condition and Results of Operations of Lionsgate Studios Corp.—Accounts Receivable Monetization and Governmental Incentives—Uses of Cash—Material Cash Requirements from Known Contractual and Other Obligations" for more information.

This significant amount of debt could potentially have important consequences to LG Studios and its debt and equity investors, including:

- requiring a substantial portion of its cash flow from operations to make interest payments;
- making it more difficult to satisfy debt service and other obligations;

Table of Contents

- increasing the risk of a future credit ratings downgrade of its debt, which could increase future debt costs and limit the future availability of debt financing;
- increasing its vulnerability to general adverse economic and industry conditions;
- reducing the cash flow available to fund capital expenditures and other corporate purposes and to grow its business;
- limiting LG Studios' flexibility in planning for, or reacting to, changes in its business and the industry;
- placing LG Studios at a competitive disadvantage relative to its competitors that may not be as highly leveraged with debt; and
- limiting LG Studios' ability to borrow additional funds as needed or take advantage of business opportunities as they arise, pay cash dividends or repurchase Pubco Common Shares.

To the extent that LG Studios incurs additional indebtedness, the foregoing risks could increase. In addition, LG Studios' actual cash requirements in the future may be greater than expected. Its cash flow from operations may not be sufficient to repay all of the outstanding debt as it becomes due, and LG Studios may not be able to borrow money, sell assets or otherwise raise funds on acceptable terms, or at all, to refinance its debt. For more information, see "*StudioCo Relationships and Related Party Transactions – Intercompany Note and Assumption Agreement.*"

The terms of the Lions Gate Parent Credit Agreement and the Lions Gate Parent Exchange Indenture restrict LG Studios' current and future operations, particularly LG Studios' ability to respond to changes or to take certain actions.

Upon completion of the Business Combination, LG Studios will remain subject to the covenants contained in the Lions Gate Parent Credit Agreement, Lions Gate Parent Indenture, and the Lions Gate Parent Exchange Indenture. The Lions Gate Parent Credit Agreement and the Lions Gate Parent Exchange Indenture contain a number of restrictive covenants that impose significant operating and financial restrictions on LG Studios and limit LG Studios' ability to engage in acts that may be in LG Studios' long-term best interest, including restrictions on LG Studios' ability to: incur, assume or guarantee additional indebtedness; issue certain disqualified stock; pay dividends or distributions or redeem or repurchase capital stock; prepay, redeem or repurchase debt that is junior in right of payment to the debt under the Lions Gate Parent Credit Agreement and the notes under the Lions Gate Parent Indenture and Lions Gate Parent Exchange Indenture; make loans or investments; incur liens; restrict dividends, loans or asset transfers from Lions Gate Parent restricted subsidiaries; sell or otherwise dispose of assets, including capital stock of subsidiaries and sale/leaseback transactions; consolidate or merge with or into, or sell substantially all assets to, another person; enter into transactions with affiliates; and enter into new lines of business.

In addition, the Lions Gate Parent Credit Agreement requires Lions Gate Parent to maintain specified financial ratios, tested quarterly. Lions Gate Parent's ability to meet those financial ratios can be affected by events beyond LG Studios' control, including the effects on Lions Gate Parent's or LG Studios' business from global pandemics and related government actions and consumer behavior; as such, Lions Gate Parent may be unable to meet such financial ratios.

A breach of the covenants under the Lions Gate Parent Credit Agreement, the Lions Gate Parent Indenture, or the Lions Gate Parent Exchange Indenture, or nonpayment of any principal or interest due thereunder, could result in an event of default under the applicable indebtedness. Such a default may allow the creditors to accelerate the related debt and may result in the acceleration of any other debt to which a cross-acceleration or cross-default provision applies. In addition, an event of default under the Lions Gate Parent Credit Agreement would permit the lenders under the Lions Gate Parent revolving facility to which LG Studios will have access pursuant to the Intercompany Note to terminate all commitments to extend further credit thereunder. Furthermore, if Lions Gate

[Table of Contents](#)

Parent were unable to repay the amounts due and payable under the Lions Gate Parent Credit Agreement, the lenders thereof could proceed against the collateral granted to them to secure the credit facilities outstanding under the Lions Gate Parent Credit Agreement. In the event Lions Gate Parent's lenders or noteholders accelerate the repayment of the borrowings outstanding under the Lions Gate Parent Credit Agreement, Lions Gate Parent Indenture, or Lions Gate Parent Exchange Indenture, Lions Gate Parent and its subsidiaries including LG Studios and its subsidiaries may not have sufficient assets to repay that indebtedness.

The Internal Revenue Service may not agree that LG Studios should be treated as a non-U.S. corporation for U.S. federal tax purposes and may not agree that its U.S. affiliates should not be subject to certain adverse U.S. federal income tax rules.

Under current U.S. federal tax law, a corporation is generally considered for U.S. federal tax purposes to be a tax resident in the jurisdiction of its organization or incorporation. Because LG Studios is incorporated outside of the U.S., it would generally be classified as a non-U.S. corporation (and, therefore, a non-U.S. tax resident) under these rules. However, Section 7874 of the Internal Revenue Code (the "Code") ("Section 7874") provides an exception to this general rule under which a non-U.S. incorporated entity may, in certain circumstances, be treated as a U.S. corporation (or surrogate foreign corporation) for U.S. federal tax purposes if it acquires a domestic entity (referred to as a "domestic entity acquisition"), and after the domestic entity acquisition, 80% or more (by vote or value) of the non-U.S. incorporated entity's stock (60% or more for purposes of a surrogate foreign corporation determination) is held by former shareholders of the domestic entity by reason of holding stock in the domestic entity. This exception generally does not apply to situations in which, prior to the domestic entity acquisition, 80% or more (by vote and value) of the stock of the domestic entity was held directly or indirectly by a parent corporation (referred to as the "common parent"), and, after the domestic entity acquisition, the same common parent holds 80% or more (by vote and value) of the stock of the non-U.S. incorporated entity (referred to as the "internal group restructuring exception"). The internal group restructuring exception is preserved notwithstanding the common parent's related transfer of the non-U.S. incorporated entity stock to its shareholders.

There is limited guidance regarding the application of Section 7874, including the application of the rules to the facts as they may exist at the time of the closing of the Transactions. If LG Studios were to be treated as a U.S. corporation for federal tax purposes, it could be subject to substantially greater U.S. tax liability than currently contemplated as a non-U.S. corporation. In addition, non-U.S. shareholders of LG Studios would be subject to U.S. withholding tax on the gross amount of any dividends paid by us to such shareholders (subject to an exemption or reduced rate available under an applicable tax treaty). Alternatively, if LG Studios were to be treated as a surrogate foreign corporation for federal tax purposes, it and its U.S. affiliates (including the U.S. affiliates historically owned by it) may, in some circumstances, be subject to certain adverse U.S. federal income tax rules (which, among other things, could retroactively increase its transition tax under Section 965 from 8%-15.5% to 35% (as well as that of its prospective U.S. acquiror as the case may be) and limit its ability to utilize certain U.S. tax attributes to offset U.S. taxable income, such as the use of net operating losses and certain tax credits, or to offset the gain resulting from certain transactions, such as from the transfer or license of property to a foreign related person during the 10-year period following the merger).

Future changes to U.S. and non-U.S. tax laws could adversely affect LG Studios.

The U.S. Congress, the Organisation for Economic Co-operation and Development ("OECD") and other government agencies in jurisdictions where LG Studios and its affiliates conduct business have had an extended focus on issues related to the taxation of multinational corporations. For the past several years, the primary focus has been in the area of "base erosion and profit shifting," including situations where payments are made between affiliates from a jurisdiction with high tax rates to a jurisdiction with lower tax rates. As part of its so-called Base Erosion and Profit Shifting ("BEPS") project, OECD and the G-20 developed changes to numerous long-standing international tax principles. More recently, countries are increasingly seeking ways to tax what is sometimes referred to as the digitalized economy. For example, in response to the increasing globalization and

digitalization of trade and business operations, OECD is working on a proposal as an extension of its BEPS project to establish a global minimum corporate taxation rate. The rules are designed to ensure that large multinational groups pay corporate income taxes at the minimum rate of 15% in the countries where they operate. The goal is for OECD members to enact domestic legislation implementing these rules by 2024.

Tax laws are dynamic and subject to change as new laws are passed and new interpretations of the law are issued or applied. As discussed in more detail below, the U.S. recently enacted significant tax reform, and certain provisions of the new law may adversely affect LG Studios. Further, certain provisions of the Build Back Better Act passed by the House of Representatives but which failed to be enacted would have added new limitations on business interest deductions and tightened current rules on the base erosion and anti-abuse tax. Many countries in the European Union, as well as a number of other countries and organizations such as OECD, are increasingly scrutinizing the tax positions of companies and actively considering changes to existing tax laws that, if enacted, could increase LG Studios' tax obligations in countries where it does business. For example, the OECD has urged its member countries to raise taxes to protect against future fiscal risks attributed to high deficit and debt levels. There can be no assurance that Canadian federal income tax laws, the judicial interpretation thereof, or the administrative policies and assessing practices of the Canada Revenue Agency will not be changed in a manner that adversely affects LG Studios or the holders of its common shares. If U.S. or other foreign tax authorities change applicable tax laws, our overall taxes could increase, and LG Studios' business, financial condition or results of operations may be adversely impacted.

Changes in foreign, state and local tax incentives may increase the cost of original programming content to such an extent that they are no longer feasible.

Original programming requires substantial financial commitment, which can occasionally be offset by foreign, state or local tax incentives. However, there is a risk that the tax incentives will not remain available for the duration of a series. If tax incentives are no longer available or reduced substantially, it may result in increased costs for it to complete the production, or make the production of additional seasons more expensive. If LG Studios is unable to produce original programming content on a cost-effective basis, its business, financial condition and results of operations would be materially adversely affected.

LG Studios' tax rate is uncertain and may vary from expectations.

There is no assurance that LG Studios will be able to maintain any particular worldwide effective corporate tax rate because of uncertainty regarding the tax policies in the jurisdictions in which it and its affiliates operate. LG Studios' actual effective tax rate may vary from its expectations, and such variance may be material. Additionally, tax laws or their implementation and applicable tax authority practices in any particular jurisdiction could change in the future, possibly on a retroactive basis, and any such change could have an adverse impact on LG Studios and its affiliates.

Legislative or other governmental action in the U.S. could adversely affect LG Studios' business.

Legislative action may be taken by the U.S. Congress that, if ultimately enacted, could limit the availability of tax benefits or deductions that LG Studios currently claims, override tax treaties upon which we rely, or otherwise increase the taxes that the U.S. imposes on LG Studios' worldwide operations. Such changes could materially adversely affect LG Studios' effective tax rate and/or require it to take further action, at potentially significant expense, to seek to preserve its effective tax rate. In addition, if proposals were enacted that had the effect of limiting LG Studios' ability as a Canadian company to take advantage of tax treaties with the U.S., it could incur additional tax expense and/or otherwise incur business detriment.

Changes in, or interpretations of, tax rules and regulations, and changes in geographic operating results, may adversely affect LG Studios' effective tax rates.

LG Studios is subject to income taxes in Canada, the U.S. and foreign tax jurisdictions. It also conducts business and financing activities between its entities in various jurisdictions and it is subject to complex transfer pricing

[Table of Contents](#)

regulations in the countries in which it operates. Although uniform transfer pricing standards are emerging in many of the countries in which it operates, there is still a relatively high degree of uncertainty and inherent subjectivity in complying with these rules. In addition, due to economic and political conditions, tax rates in various jurisdictions may be subject to significant change. LG Studios' future effective tax rates could be affected by changes in tax laws or regulations or the interpretation thereof (including those affecting the allocation of profits and expenses to differing jurisdictions), by changes in the amount of revenue or earnings that it derives from international sources in countries with high or low statutory tax rates, by changes in the valuation of its deferred tax assets and liabilities, by changes in the expected timing and amount of the release of any tax valuation allowance, or by the tax effects of stock-based compensation. Unanticipated changes in its effective tax rates could affect its future results of operations. Further, LG Studios may be subject to examination of its income tax returns by federal, state, and foreign tax jurisdictions. LG Studios regularly assesses the likelihood of outcomes resulting from possible examinations to determine the adequacy of its provision for income taxes. In making such assessments, it exercises judgment in estimating its provision for income taxes. While LG Studios believes its estimates are reasonable, it cannot assure you that final determinations from any examinations will not be materially different from those reflected in its historical income tax provisions and accruals. Any adverse outcome from any examinations may have an adverse effect on its business and operating results, which could cause the market price of its securities to decline.

Purported noteholders have instituted suit against Lions Gate Parent claiming that it breached the indenture governing Lions Gate Capital Holdings LLC's 5.500% senior notes due 2029 by virtue of an amendment executed in connection with an exchange by certain noteholders for new notes.

On August 27, 2024, purported holders of Lions Gate Parent's 5.500% senior notes due 2029 (the "5.500% Notes") filed a complaint against Lions Gate Parent in New York State court asserting claims for declaratory judgment and breach of the implied covenant of good faith and fair dealing based on a May 2024 transaction in which Lions Gate Parent exchanged approximately \$390 million in aggregate principal amount of 5.500% Notes for new 5.500% exchange notes due 2029 and entered into Supplemental Indenture No. 10 to the Lions Gate Parent Indenture. The main basis for these claims is that Supplemental Indenture No. 10 allegedly implicated certain provisions of the Indenture that require consent of each affected holder for certain types of waivers, amendments, and supplements to the Lions Gate Parent Indenture. The relief sought includes a request for a declaration that Supplemental Indenture No. 10 and the associated exchange transaction are null and void, as well as for a permanent injunction against separation transactions contemplated by Lions Gate Parent (the "Transactions") going forward to the extent they have not already taken place. On September 13, 2024, another purported holder sought to intervene as a plaintiff in the same suit asserting nearly identical claims.

Although Lions Gate Parent believes that these allegations are without merit, there can be no assurance that the plaintiffs will not be successful in obtaining relief sought in their complaints. If they are successful in obtaining a declaratory judgment, they may also issue the trustee of the 5.500% Notes a notice of default and seek accelerated payments for amounts due under the 5.500% Notes. These actions may result in an outcome that could have a material adverse impact on LG Studios' business, operations and financial conditions as well as its stakeholders, as any such actions could require payments on the 5.500% Notes earlier than expected. In addition, if plaintiffs obtain an injunction against moving forward with the Transactions, the Transactions, to the extent not yet completed, may need to be abandoned. Even if Lions Gate Parent is successful in defending against such claims, it may expend significant management time and attention and funds to defend against such claims.

Risks Related to Ownership of LG Studios' Securities

LG Studios cannot be certain that an active trading market for its common shares has developed or can be sustained after the Business Combination, and following the completion of the Business Combination, its share price may fluctuate significantly as a result of numerous factors beyond LG Studios' control.

Pubco Common Shares began trading one business day after the Closing Date. LG Studios cannot guarantee that an active trading market for its common shares has developed or can be sustained after the Business Combination.

Table of Contents

The market price of Pubco Common Shares may decline or fluctuate significantly due to a number of factors, many of which may be beyond LG Studios' control, including:

- actual or anticipated fluctuations in LG Studios' operating results;
- potential loss of revenue from the Studio Business;
- potential loss of revenue from the Starz Business;
- the operating and stock price performance of comparable companies;
- changes in the LG Studios Board or management;
- changes in LG Studios' capital structure, such as future issuances of debt or equity securities;
- changes in reputation concerning the content LG Studios offers;
- labor disputes, strikes or work stoppages that may impact LG Studios, LG Studios' partners, suppliers, etc.;
- price and volume fluctuations in the overall stock market, including as a result of trends in the economy as a whole;
- fluctuation of interest rates, exchange rates, taxes, inflationary pressure;
- changes in the regulatory and legal environment under which LG Studios operates; and
- other events or factors, including those resulting from pandemics or other public health crises, war, incidents of terrorism or responses to these events.

Over the past several years, the stock market has experienced extreme price and volume fluctuations and companies have been experiencing volatility in the market price of their securities which are unrelated or disproportionate to their operating results. Shareholders have instituted securities class action litigation against companies following periods of volatility in the market price of their securities. Any similar litigation against LG Studios could result in substantial costs, divert management's attention and resources and harm its business, financial condition and results of operations.

LG Studios does not expect to pay any cash dividends for the foreseeable future.

LG Studios currently intends to retain future earnings to finance and grow its business. As a result, LG Studios does not expect to pay any cash dividends for the foreseeable future. All decisions regarding the payment of dividends by LG Studios will be made in the sole discretion of the LG Studios Board from time to time in accordance with applicable law. There can be no assurance that LG Studios will have sufficient surplus under applicable law to be able to pay any dividends at any time in the future. This may result from extraordinary cash expenses, actual costs exceeding contemplated costs, funding of capital expenditures or increases in reserves. If LG Studios does not pay dividends, the price of Pubco Common Shares that you receive in the Business Combination must appreciate for you to receive a gain on your investment. This appreciation may not occur. Further, you may have to sell some or all of your shares of Pubco Common Shares in order to generate cash flow from your investment.

If securities or industry analysts do not publish research or publish misleading or unfavorable research about LG Studios' business, LG Studios' share price and trading volume could decline.

The trading market for Pubco Common Shares will depend in part on the research and reports that securities or industry analysts publish about it or its business. If there is no research coverage, Pubco Common Shares may be negatively impacted. If LG Studios obtains research coverage for its common shares and if one or more of the analysts downgrades Pubco Common Shares or publishes unfavorable research about LG Studios' business, its share price may decline. If one or more of the analysts cease coverage of Pubco Common Shares or fail to publish reports on it regularly, demand for Pubco Common Shares could decrease, which could cause the price or trading volume of Pubco Common Shares to decline.

[Table of Contents](#)

The rights and obligations of a Pubco shareholder are governed by British Columbia law and may differ from the rights and obligations of shareholders of companies organized under the laws of other jurisdictions.

Like Lions Gate Parent, in connection with the Business Combination, LG Studios was incorporated and exists under the laws of British Columbia. Accordingly, its corporate structure as well as the rights and obligations of the holders of Pubco Common Shares may be different from the rights and obligations of shareholders of companies incorporated or organized under the laws of other jurisdictions and may be less favorable to the rights of holders of SEAC Class A Ordinary Shares arising under Cayman Islands law and the SEAC Articles. For a more detailed description of the rights of holders of Pubco Common Shares, please see the section entitled “*Description of Pubco Securities.*” The form of the Pubco Closing Articles is attached as Annex C to the Form S-4/A, and you are urged to read it.

A significant number of Pubco Common Shares may be sold into the market in the near future. This could cause the market price of Pubco Common Shares to drop significantly, even if LG Studios’ business is performing well.

Sales by the LG Studios shareholders, including the Selling Shareholders, of a substantial number of Pubco Common Shares in the public market could occur at any time after the Registration Statement is declared effective. These sales, or the perception in the market that the holders of a large number of shares intend to sell shares, could reduce the market price of Pubco Common Shares. We are unable to predict the effect that such sales may have on the prevailing market price of Pubco Common Shares.

Following the Closing, the Lionsgate Holders own Pubco Common Shares representing approximately 87.8% of the Pubco Common Shares outstanding, which shares will be subject to lock-up restrictions as further described herein. In addition, the SEAC Holders own 2,010,000 Pubco Common Shares (excluding the shares underlying the Pubco Sponsor Option), representing approximately 0.7% of the Pubco Common Shares outstanding, which shares will be subject to lock-up restrictions as further described herein. In addition, the PIPE Investors and Non-Redemption Investors owned as of immediately after the Closing 26,207,557 Pubco Common Shares, representing approximately 9.1% of the Pubco Common Shares, the offer and resale of which was registered under the Securities Act pursuant to a registration statement on Form S-1 of LG Studios that was declared effective on May 15, 2024 (as amended and supplemented from time to time, the “**PIPE Investor Form S-1**”).

The total number of Offering Shares (excluding the shares underlying the Pubco Sponsor Option) that may be offered and sold under this prospectus by the Selling Shareholders upon expiration of their respective lockups and the total number of shares that may be offered and sold by PIPE Investors and Non-Redemption Investors under the prospectus contained in the PIPE Investor Form S-1, as supplemented from time to time, collectively represent approximately 80.1% of the anticipated public float of the Pubco Common Shares as of October 11, 2024. The sale of substantial amounts of such Pubco Common Shares in the public market by the Selling Shareholders or the applicable PIPE Investors or Non-Redemption Investors, or the perception that such sales could occur, could harm the prevailing market price of the Pubco Common Shares. These sales, or the possibility that these sales may occur, also might make it more difficult for LG Studios to sell Pubco Common Shares in the future at a time and at a price that it deems appropriate. There can be no assurance as to the timing of any disposition of Pubco Common Shares by the Selling Shareholders. Despite such a decline in the public trading price, some of the Selling Shareholders may still experience a positive rate of return on the securities they purchased due to the differences in the purchase prices described below.

The SEAC Sponsor paid an aggregate of approximately \$25,000.00 for the 18,750,000 SEAC Founder Shares (approximately \$0.0013 per share, after forfeiture due to there being no exercise of the over-allotment options in the SEAC IPO). The SEAC Sponsor paid an aggregate of approximately \$17,600,000 for the 11,733,333 SEAC Private Placement Warrants, at a price of \$1.50 per warrant, simultaneously with the consummation of the SEAC IPO. Assuming no Pubco Common Shares are issued upon exercise of the Pubco Sponsor Options, the effective purchase price per share for the 1,800,000 Pubco Common Shares held by the SEAC Sponsor was approximately \$9.79 based on the SEAC Sponsor’s total investment of \$17,625,000. Following closing of the Business

Table of Contents

Combination, the 1,800,000 Pubco Common Shares held by the SEAC Sponsor, after taking into account the Sponsor Securities Repurchase and the forfeiture of the SEAC Private Placement Warrants, if unrestricted and freely tradable, would be valued at approximately \$15.0 million, based on the closing price of the Pubco Common Shares of \$8.34 per share on June 26, 2024, resulting in a theoretical loss of approximately \$2.6 million. The other Selling Shareholders received their 210,000 Pubco Common Shares in exchange for 210,000 SEAC Class B Ordinary Shares received from the SEAC Sponsor for an effective purchase price of \$0.0013 per share, which shares, if unrestricted and freely tradable, would be valued at approximately \$1.8 million, based on the closing price of the Pubco Common Shares of \$8.34 per share on June 26, 2024, resulting in a theoretical gain of approximately \$1.8 million for such Selling Shareholders as a group.

Additionally, if, following the Business Combination, the Trading Price of the Pubco Common Shares (as adjusted for share splits, share dividends, reorganizations, recapitalizations and the like) equals or exceeds \$16.05 per share, the SEAC Sponsor will be entitled to receive 2,200,000 Pubco Common Shares upon exercise of the Pubco Sponsor Options at \$0.0001 per share, subject to the terms of the Sponsor Option Agreement. Accordingly, assuming a Trading Price of Pubco Common Shares equals to \$16.05 and the issuance of the full 2,200,000 Pubco Common Shares to the SEAC Sponsor, the aggregate value of the 4,000,000 Pubco Common Shares the SEAC Sponsor will hold (assuming no additional purchase of Pubco Common Shares by the SEAC Sponsor), if unrestricted and freely tradable, would be at approximately \$64.2 million, resulting in a theoretical gain of approximately \$46.6 million.

As a result of the foregoing, public shareholders of the Pubco Common Shares have likely paid more, and in some cases significantly more, than certain of the Selling Shareholders for their Pubco Common Shares and would not expect to see a positive return unless the price of the Pubco Common Shares appreciates above the price at which such shareholders purchased their Pubco Common Shares. Investors who purchase Pubco Common Shares on Nasdaq following the Business Combination are unlikely to experience a similar rate of return on the Pubco Common Shares they purchase due to differences in the purchase prices and the current trading price. In addition, sales by the Selling Shareholders may cause the trading prices of Pubco Common Shares to experience a decline, which decline may be significant. As a result, the Selling Shareholders may effect sales of Pubco Common Shares at prices below, in some cases significantly below, the current market price, which could cause market prices to decline further.

Future sales of shares by the Lionsgate Holders could cause the price of Pubco Common Shares to drop significantly.

Lionsgate Holders have a controlling financial interest in LG Studios and own approximately 87.8% of the voting interest of LG Studios following the Closing. If the Lionsgate Holders sell or indicate an intention to sell substantial amounts of their Pubco Common Shares in the public market, the trading price of the Pubco Common Shares could decline.

Although the Lionsgate Holders are subject to restrictions regarding the transfer of shares of Pubco Common Shares held by them following the Business Combination, as described elsewhere in this prospectus, these shares may be sold after the expiration of their respective lock-ups. LG Studios may file one or more registration statements shortly after the closing of the Business Combination to provide for the resale of such shares from time to time. As restrictions on resale end and the registration statements are available for use, the market price of Pubco Common Shares could decline if the holders of currently restricted shares sell them or are perceived by the market as intending to sell them.

Canadian takeover laws may discourage takeover offers being made for LG Studios or may discourage the acquisition of large numbers of Pubco Common Shares.

LG Studios is incorporated in the Province of British Columbia and is subject to the takeover laws of Canada and the Canadian take-over bid regime pursuant to applicable Canadian securities laws. In general, a take-over bid is

[Table of Contents](#)

an offer to acquire voting or equity securities of a class made to persons in a Canadian jurisdiction where the securities subject to the bid, together with securities beneficially owned, or over which control or direction is exercised, by a bidder, its affiliates and joint actors, constitute 20% or more of the outstanding securities of that class of securities. Subject to the availability of an exemption, take-over bids in Canada are subject to prescribed rules that govern the conduct of a bid by requiring a bidder to comply with detailed disclosure obligations and procedural requirements. Among other things, a take-over bid must be made to all holders of the class of voting or equity securities being purchased; a bid is required to remain open for a minimum of 105 days subject to certain limited exceptions; a bid is subject to a mandatory, non-waivable minimum tender requirement of more than 50% of the outstanding securities of the class that are subject to the bid, excluding securities beneficially owned, or over which control or direction is exercised, by a bidder, its affiliates and joint actors; and following the satisfaction of the minimum tender requirement towards satisfaction or waiver of all other terms and conditions, a bid is required to be extended for at least an additional 10-day period. There are a limited number of exemptions from the formal take-over bid requirements. In general, certain of these exemptions include the following: (i) the normal course purchase exemption permits the holder of more than 20% of a class of equity or voting securities to purchase up to an additional 5% of the outstanding securities in a 12-month period (when aggregated with all other purchases in that period), provided there must be a published market and the purchaser must pay not more than the “market price” of the securities (as defined) plus reasonable brokerage fees or commissions actually paid; (ii) the private agreement exemption exempts private agreement purchases that result in the purchaser exceeding the 20% take-over bid threshold, provided the agreement must be made with not more than five sellers and the sellers may not receive more than 115% of the “market price” of the securities (as defined); and (iii) the foreign take-over bid exemption exempts a bid from the formal take-over bid requirements if, among other things, less than 10% of the outstanding securities of the class are held by Canadian residents and the published market on which the greatest volume of trading in securities of the class occurred in the 12 months prior to the bid was not in Canada.

Pubco Common Shares are subject to Canadian insolvency laws which are substantially different from Cayman Islands insolvency laws and may offer less protections to Pubco Shareholders compared to Cayman Islands insolvency laws.

As a public company incorporated under the laws of the Province of British Columbia, LG Studios are subject to Canadian insolvency laws and may also be subject to the insolvency laws of other jurisdictions in which LG Studios will conduct business or hold assets. These laws may apply where any insolvency proceedings or procedures are to be initiated against or by LG Studios. Canadian insolvency laws may offer Pubco Shareholders less protection than they would have had under Cayman Islands insolvency laws and it may be more difficult (or even impossible) for shareholders to recover the amount they could expect to recover in a liquidation under Cayman Islands insolvency laws.

If LG Studios is a “passive foreign investment company,” or “PFIC,” U.S. Holders of Offering Shares may suffer adverse U.S. federal income tax consequences.

If LG Studios is a PFIC for any taxable year (or portion thereof) that is included in the holding period of a U.S. Holder (as defined below in the section entitled “Material U.S. Federal Income Tax Considerations for U.S. Holders”), the U.S. Holder may be subject to adverse U.S. federal income tax consequences with respect to the ownership and disposition of Offering Shares, and may be subject to additional reporting requirements

Because the timing of the Business Combination is uncertain and PFIC status is based on income, assets and activities for the entire taxable year and will be determined based on the assets and activities of the combined business, it is not possible to determine LG Studios’ PFIC status until after the close of the current taxable year. In addition, the determination of PFIC status is fundamentally factual in nature and depends on the application of complex U.S. federal income tax rules that are subject to differing interpretations. Accordingly, there can be no assurance that LG Studios will not be treated as a PFIC for the current taxable year or any future taxable year. In addition, the U.S. counsel to LG Studios expresses no opinion with respect to the PFIC status of LG Studios for any taxable year.

[Table of Contents](#)

If a U.S. Holder holds (is deemed to hold) Offering Shares while LG Studios (or any of its successors) is a PFIC, unless the U.S. Holder makes certain elections, LG Studios will continue to be treated as a PFIC with respect to such U.S. Holder during subsequent years, whether or not LG Studios is treated as a PFIC in those years. U.S. Holders are strongly urged to consult with their own tax advisors to determine the application of the PFIC rules to them in their particular circumstances and any resulting tax consequences.

Please see the subsection entitled “Material U.S. Federal Income Tax Considerations for U.S. Holders—Passive Foreign Investment Company Considerations” for a more detailed discussion with respect to the PFIC status of LG Studios and the resulting tax consequences to U.S. Holders.

USE OF PROCEEDS

All of Pubco Common Shares offered by the Selling Shareholders pursuant to this prospectus will be sold by the Selling Shareholders for their respective accounts. We will not receive any of the proceeds from these sales.

DETERMINATION OF OFFERING PRICE

The Pubco Common Shares are listed on the Nasdaq Global Select Market under the ticker symbol “LION.” We cannot currently determine the price or prices at which the shares of Pubco Common Shares may be sold by the Selling Shareholders under this prospectus.

MARKET PRICE OF AND DIVIDENDS ON PUBCO COMMON SHARES

The Pubco Common Shares began trading on Nasdaq under the symbol “LION” on May 14, 2024. Pubco has not paid any cash dividends on its common shares to date. The amount of any future dividends, if any, that Pubco intends to pay to its shareholders will be determined by the Board at its discretion, and is dependent on a number of factors, including its financial position, results of operations, cash flows, capital requirements and restrictions under its credit agreements, and shall be in compliance with applicable law. Pubco cannot guarantee the amount of dividends paid in the future, if any.

As of the date of the Registration Statement, there are approximately 288,681,224 shares of Pubco Common Shares issued and outstanding held of record by 93 holders. On October 11, 2024, the closing price of the Pubco Common Shares was \$6.90.

255,445,794 shares of Pubco Common Shares are held by Studio HoldCo, SEAC Sponsor, and permitted transferees of SEAC Sponsor, who have each entered into the A&R Registration Rights Agreement with respect to such shares (see “—*StudioCo Relationships and Related Party Transactions—Registration Rights*”). 26,207,557 Pubco Common Shares are held by the PIPE Investors or Non-Redemption Investors subject to the registration rights set forth in the respective Subscription agreements and/or Non-Redemption Agreements. 7,027,873 Pubco Common Shares are held by former SEAC Public Shareholders, including certain PIPE Investors and Non-Redemption Investors.

UNAUDITED PRO FORMA CONDENSED COMBINED FINANCIAL INFORMATION

The following unaudited pro forma condensed combined financial information presents LG Studios' acquisition of all of the issued and outstanding equity interests of the companies constituting the Entertainment One television and film segments ("eOne") business (the "Transaction"). In addition, the unaudited pro forma condensed combined financial information gives effect to the shared services agreement between Lions Gate Parent and LG Studios entered into in connection with LG Studios becoming a separate publicly traded company. The following unaudited pro forma condensed combined financial information has been prepared in accordance with Article 11 of Regulation S-X.

The unaudited pro forma condensed combined statement of operations for the year ended March 31, 2024 combines the historical statements of operations of LG Studios and eOne on a pro forma basis as if the Transaction had been consummated on April 1, 2023, the beginning of the earliest period presented. LG Studios' fiscal year ends on March 31, and eOne's fiscal year ends on the last Sunday in December. The pro forma condensed combined financial information is presented on the basis of LG Studios' fiscal year and combines the historical results of the fiscal periods of LG Studios and eOne. A pro forma condensed combined balance sheet is not required as the Transaction has already been reflected in the historical balance sheet as of June 30, 2024, included elsewhere in this prospectus. There would be no adjustments for the acquisition of eOne in the unaudited pro forma condensed combined statement of operations for the three months ended June 30, 2024 as the Transaction is already included in the historical results in LG Studios' interim report included elsewhere in this prospectus.

The unaudited pro forma condensed combined financial information has been presented for illustrative purposes only and is not necessarily indicative of the financial position and operating results that would have been achieved had the Transaction occurred on the date indicated. The unaudited pro forma condensed combined financial information does not purport to project the future financial position or operating results of LG Studios following the completion of the Transaction and may not be useful in predicting the future financial condition and results of operations of LG Studios in the future. The actual financial position and results of operations may differ significantly from the pro forma amounts reflected in this prospectus due to a variety of factors. Assumptions and estimates underlying the unaudited pro forma adjustments included in the unaudited pro forma condensed combined financial information are described in the accompanying notes. The unaudited pro forma adjustments represent management's estimates based on information available as of the date on which this unaudited pro forma condensed combined financial information is prepared and are subject to change as additional information becomes available and analyses are performed.

The unaudited pro forma condensed combined financial information was derived from and should be read together with the accompanying notes to the unaudited pro forma condensed combined financial information, the financial statements of LG Studios, the section titled "*Management's Discussion and Analysis of Financial Condition and Results of Operations of Lionsgate Studios Corp.*", the financial statements of eOne and other information relating to LG Studios and eOne contained elsewhere in this prospectus.

Description of Acquisition of eOne

On December 27, 2023, Lions Gate Parent and its subsidiaries completed the acquisition of all of the issued and outstanding equity interests of the companies constituting the eOne business for an aggregate preliminary purchase price of approximately \$385.1 million, inclusive of certain purchase price adjustments including for cash, debt and working capital. eOne is reflected in LG Studios Motion Picture and Television Production segments. Lions Gate Parent funded the acquisition of eOne with a combination of cash on hand and a drawdown of \$375.0 million under its revolving credit facility (the "Financing Transaction").

[Table of Contents](#)

Accounting Treatment of the acquisition of eOne

As LG Studios is determined to be the accounting acquirer in the acquisition of eOne, the acquisition is considered a business combination under Accounting Standard Codification (“ASC”) Topic 805 and was accounted for under the acquisition method of accounting. Under the acquisition method of accounting, the total estimated purchase price has been allocated to the tangible and intangible assets acquired and liabilities assumed of eOne based on a preliminary estimate of their fair value, and such estimates are reflected in LG Studios historical combined balance sheet as of June 30, 2024. The preliminary allocation of the estimated purchase price is based upon management’s estimates based on information currently available and is subject to revision as a more detailed analysis is completed and additional information on the fair value of the assets and liabilities become available and final appraisals and analyses are completed. LG Studios is still evaluating the fair value of film and television programs and libraries, projects in development, intangible assets, participations and residuals liabilities, and income taxes, in addition to ensuring all other assets and liabilities and contingencies have been identified and recorded. Differences between these preliminary estimates and the final acquisition accounting could occur and these differences could be material. A change in the fair value of the net assets of eOne may change the amount of the purchase price allocable to goodwill, and could have a material impact on the accompanying unaudited pro forma condensed combined statement of operations.

Basis of Pro Forma Presentation

The unaudited pro forma condensed combined financial information has been prepared in accordance with Article 11 of Regulation S-X. Management has made significant estimates and assumptions in its determination of the pro forma adjustments based on information available as of the date of this Post-Effective Amendment No. 1. As the unaudited pro forma condensed combined financial information has been prepared based on these preliminary estimates, the final amounts recorded may differ materially from the information presented as additional information becomes available. Management considers this basis of presentation to be reasonable under the circumstances.

The unaudited pro forma condensed combined financial information gives effect to the Transaction as if it occurred as of April 1, 2023 and reflects the following:

- The Transaction, inclusive of adjustments including expense associated with the allocation of the purchase price to the acquired assets (i.e., depreciation and amortization expense);
- the related interest expense effects for the Financing Transaction;
- Autonomous entity adjustments to reflect the impact of a shared services agreement between Lions Gate Parent and LG Studios; and
- the related income tax effects of the pro forma adjustments.

UNAUDITED PRO FORMA CONDENSED COMBINED STATEMENT OF OPERATIONS
FOR THE YEAR ENDED MARCH 31, 2024
(in millions, except per share data)

	For the Year Ended March 31, 2024 LG Studios (Historical)	For the Nine Months Ended December 27, 2023 eOne (unaudited)	Autonomous Entity Adjustments (Note 3)	Transaction Adjustments (Note 4)	Financing Adjustments (Note 4)	For the Year Ended March 31, 2024 Pro Forma Combined	
Revenue:							
Revenue	\$ 2,440.5	\$ 393.6	\$ —	\$ —	\$ —	\$ 2,834.1	
Revenue- Starz Business	545.9	—	—	—	—	545.9	
Total revenue	2,986.4	393.6	—	—	—	3,380.0	
Expenses:							
Direct operating	1,886.7	303.1	—	(48.2)	(AA)	2,141.6	
Distribution and marketing	462.3	18.2	—	—	—	480.5	
General and administration	349.2	84.3	21.2	(A)	—	454.7	
Depreciation and amortization	15.6	13.1	—	(7.5)	(BB)	21.2	
Restructuring and other	132.9	—	—	—	—	132.9	
Impairment of goodwill and trade name	—	296.2	—	—	—	296.2	
Total expenses	2,846.7	714.9	21.2	(55.7)	—	3,527.1	
Operating income (loss)	139.7	(321.3)	(21.2)	55.7	—	(147.1)	
Interest expense	(222.5)	(27.9)	—	—	(20.1)	(DD)	(270.5)
Interest and other income	19.2	6.8	—	—	—	26.0	
Other expense	(20.0)	(7.8)	—	—	—	(27.8)	
Loss on extinguishment of debt	(1.3)	—	—	—	—	(1.3)	
Gain on investments, net	3.5	—	—	—	—	3.5	
Equity interests income	8.7	—	—	—	—	8.7	
Income (loss) before income taxes	(72.7)	(350.2)	(21.2)	55.7	(20.1)	(408.5)	
Income tax (provision) benefit	(34.2)	38.3	—	(B)	(CC)	(EE)	4.1
Net income (loss)	(106.9)	(311.9)	(21.2)	55.7	(20.1)	(404.4)	
Less: Net loss attributable to noncontrolling interests	13.4	—	—	—	—	13.4	
Net income (loss) attributable to Parent	<u>\$ (93.5)</u>	<u>\$ (311.9)</u>	<u>\$ (21.2)</u>	<u>\$ 55.7</u>	<u>\$ (20.1)</u>	<u>\$ (391.0)</u>	
Per share information attributable to Parent							
Basic net loss per common share	<u>\$ (0.42)</u>					(FF)	<u>\$ (1.59)</u>
Diluted net loss per common share	<u>\$ (0.42)</u>					(FF)	<u>\$ (1.59)</u>
Weighted average number of common shares outstanding							
Basic	253.4						253.4
Diluted	253.4						253.4

NOTES TO UNAUDITED PRO FORMA CONDENSED COMBINED FINANCIAL INFORMATION

1. Basis of Presentation

As LG Studios was determined to be the accounting acquirer in the acquisition of eOne, the acquisition was considered a business combination under ASC 805, and was accounted for using the acquisition method of accounting. LG Studios recorded the preliminary estimated fair value of assets acquired and liabilities assumed from eOne upon acquisition, on December 27, 2023. Fair value is defined in ASC 820, *Fair Value Measurements and Disclosures* (“ASC 820”) as “the price that would be received to sell an asset or paid to transfer a liability in an orderly transaction between market participants at the measurement date.” Fair value measurements can be highly subjective, and it is possible the application of reasonable judgment could result in different assumptions resulting in a range of alternative estimates using the same facts and circumstances. The preliminary allocation of the estimated purchase price is based upon management’s estimates based on information currently available and is subject to revision as a more detailed analysis is completed and additional information on the fair value of the assets and liabilities become available and final appraisals and analysis are completed. The preliminary estimated fair value of the assets and liabilities are reflected in the historical balance sheet of LG Studios presented elsewhere in this prospectus; however, LG Studios is still evaluating the fair value of film and television programs and libraries, projects in development, intangible assets, participations and residuals liabilities, and income taxes, in addition to ensuring all other assets and liabilities and contingencies have been identified and recorded. Differences between these preliminary estimates and the final acquisition accounting could occur and these differences could be material. A change in the fair value of the net assets of eOne may change the amount of the purchase price allocable to goodwill, and could have a material impact on the accompanying unaudited pro forma condensed combined statement of operations.

A pro forma condensed combined balance sheet as of June 30, 2024 is not required as the Transaction has already been reflected in LG Studios historical balance sheet as of June 30, 2024 included elsewhere in this prospectus.

The unaudited pro forma condensed combined statement of operations for the fiscal year ended March 31, 2024 gives pro forma effect to the Transaction as if it had been consummated on April 1, 2023. As the eOne acquisition occurred on December 27, 2023, the historical statement of operations of LG Studios for the fiscal year ended March 31, 2024 includes revenues and loss before income taxes from eOne for the period from December 27, 2023 through March 31, 2024, which amounted to \$113.8 million and \$4.9 million, respectively. There would be no adjustments for the acquisition of eOne in an unaudited pro forma condensed combined statement of operations for the three months ended June 30, 2024 as the Transaction is already included in the historical results in LG Studios’ interim report included elsewhere in this prospectus.

LG Studios’ fiscal year ends on March 31, eOne’s fiscal year ends on the last Sunday in December. The pro forma condensed combined financial information is presented on the basis of LG Studios’ fiscal year and combines the historical results of the fiscal periods of LG Studios and eOne. The unaudited pro forma condensed combined statement of operations for the fiscal year ended March 31, 2024 also gives pro forma effect to the shared services agreement between Lions Gate Parent and LG Studios entered into in connection with LG Studios becoming a separate publicly traded company.

The unaudited pro forma condensed combined statement of operations for the fiscal year ended March 31, 2024 has been prepared using, and should be read in conjunction with, the following:

- LG Studios’ audited combined statement of operations for the fiscal year ended March 31, 2024 and the related notes included elsewhere in this prospectus; and
- eOne’s unaudited condensed combined statement of operations data for the nine months ended December 27, 2023, derived from eOne’s accounting records including eOne’s unaudited condensed combined statement of operations for the nine months ended October 1, 2023 and the related notes included elsewhere in this prospectus. The results of eOne are reflected in LG Studios’ audited combined statement of operations beginning December 27, 2023.

[Table of Contents](#)

The foregoing historical financial statements have been prepared in accordance with GAAP. The unaudited pro forma condensed combined financial information has been prepared based on the aforementioned historical financial statements and the assumptions and adjustments as described in the notes to the unaudited pro forma condensed combined financial information. Management has made significant estimates and assumptions in its determination of the pro forma adjustments. As the unaudited pro forma condensed combined financial information has been prepared based on these preliminary estimates, the final amounts recorded may differ materially from the information presented.

The unaudited pro forma condensed combined financial information does not give effect to any synergies, operating efficiencies, tax savings or cost savings that may be associated with the Transaction.

The pro forma adjustments reflecting the completion of the Transaction and shared services agreement between Lions Gate Parent and LG Studios are based on currently available information and assumptions and methodologies that management believes are reasonable under the circumstances. The pro forma adjustments, which are described in the accompanying notes, may be revised as additional information becomes available and is evaluated. Therefore, it is likely that the actual adjustments will differ from the pro forma adjustments and it is possible the difference may be material. Management believes that its assumptions and methodologies provide a reasonable basis for presenting all of the significant effects of the Transaction based on information available to management at the current time.

The unaudited pro forma condensed combined financial information is not necessarily indicative of what the actual results of operations and financial position would have been had the Transaction taken place or had the shared services agreement between Lions Gate Parent and LG Studios been entered into on the date indicated, nor are they indicative of the future consolidated results of operations or financial position of the post-combination company. They should be read in conjunction with the historical financial statements and notes thereto of LG Studios and eOne.

2. Accounting Policies

As part of preparing the unaudited pro forma condensed combined financial information, LG Studios conducted an initial review of the accounting policies and practices of eOne to determine if differences in accounting policies and practices require reclassification of results of operations or reclassification of assets or liabilities to conform to LG Studios' accounting policies and practices. Based on its initial analysis, management did not identify any differences between LG Studios and eOne that would have a material impact on the unaudited pro forma condensed combined financial information. LG Studios will continue its detailed review of eOne's accounting policies and practices and as a result of that review, LG Studios may identify additional differences between the accounting policies and practices of the companies that, when conformed, could have a material impact on the consolidated financial statements of LG Studios.

3. Autonomous Entity Adjustments to Unaudited Pro Forma Condensed Combined Financial Information Related to the Shared Services Agreement

The following unaudited pro forma condensed combined financial information has been prepared in accordance with Article 11 of Regulation S-X. The unaudited pro forma condensed combined financial information has been prepared to illustrate the effect of the Shared Services Agreement entered into between Lions Gate Parent and LG Studios. Autonomous entity adjustments are presented as LG Studios has historically operated as part of Lionsgate and the Shared Services Agreement was executed in order for LG Studios to operate as a standalone reporting entity.

Autonomous Entity Adjustments to Unaudited Pro Forma Condensed Combined Statement of Operations

The autonomous entity adjustments included in the unaudited pro forma condensed combined statement of operations for the fiscal year ended March 31, 2024 are as follows:

- (A) Reflects an adjustment to the estimated incremental portion of Lions Gate Parent's corporate general and administrative functions and expenses, including stock based compensation expense for Lions Gate Parent equity awards, related to the corporate functions, that will remain with LG Studios, pursuant to the Shared Services Agreement, and results in additional corporate expenses that will be incurred by LG Studios. The total amount of Lions Gate Parent's corporate expenses to be recorded by LG Studios reflects all of Lions Gate Parent's corporate general and administrative expenses, combined, less approximately \$10.0 million for the fiscal year ended March 31, 2024, which pursuant to the Shared Services Agreement are expected to remain with Lions Gate Parent.
- (B) No adjustment is reflected for the fiscal year ended March 31, 2024 based on LG Studios having a full valuation allowance on its net deferred tax asset.

4. Other adjustments to the unaudited pro forma condensed combined statement of operations

The following unaudited pro forma condensed combined financial information has been prepared in accordance with Article 11 of Regulation S-X. The unaudited pro forma condensed combined financial information has been prepared to illustrate the preliminary estimated effect of LG Studios' acquisition of eOne and has been prepared for informational purposes only.

LG Studios accounted for the acquisition of eOne as a business combination in accordance with GAAP. Accordingly, the purchase price attributable to the acquisition of eOne was allocated to the assets acquired and liabilities assumed based on their preliminary estimated fair values. See Note 3 of LG Studios' unaudited condensed consolidated financial statements as of and for the three months ended June 30, 2024 included elsewhere in this prospectus for information on the purchase consideration, fair value estimates of the assets acquired and liabilities assumed, and resulting goodwill as of the December 27, 2023 acquisition date.

The unaudited pro forma condensed combined statement of operations for the fiscal year ended March 31, 2024 includes the following adjustments:

Transaction Adjustments to the Unaudited Pro Forma Condensed Combined Statement of Operations

- (AA) Reflects an estimated decrease of \$48.2 million in amortization expense for the fiscal year ended March 31, 2024, resulting from the preliminary allocation of purchase consideration to investments in film and television programs, subject to amortization, and adjusting the content library to the preliminary fair value. See Note 3 of LG Studios' condensed consolidated financial statements as of and for the three months ended June 30, 2024 for information on the estimated fair values as of the acquisition date, useful lives and amortization method of acquired investments in film and television programs.
- (BB) Reflects an estimated decrease of \$7.5 million for the fiscal year ended March 31, 2024, in amortization and depreciation expense resulting from the preliminary allocation of purchase consideration to definite-lived intangible assets subject to amortization and property and equipment. See Note 3 of LG Studios' condensed consolidated financial statements as of and for the three months ended June 30, 2024 for information on the estimated fair values as of the acquisition date, useful lives and amortization method of acquired definite-lived intangible assets subject to amortization and property and equipment.
- (CC) No income tax adjustment is reflected for the fiscal year ended March 31, 2024 based on LG Studios having a full valuation allowance on its net deferred tax asset.

[Table of Contents](#)

Financing Adjustment to the unaudited pro forma condensed combined statement of operations

- (DD) Reflects the estimated incremental interest expense resulting from the \$375.0 million drawdown from LG Studios revolving credit facility to fund the acquisition of eOne for the fiscal year ended March 31, 2024. The unaudited pro forma financial information reflects an assumed interest rate of 7.16%, based on the Secured Overnight Financing Rate (“SOFR”) as of December 27, 2023 and terms of LG Studios’ revolving credit facility. If the actual annual interest rate of the credit facility were to vary by 1/8th of a percent, the pro forma adjustment for interest expense would change by \$0.4 million.
- (EE) No income tax adjustment is reflected for the fiscal year ended March 31, 2024 based on LG Studios having a full valuation allowance on its net deferred tax asset.
- (FF) Represents pro forma net loss attributable to common shareholders less accretion of redeemable noncontrolling interest of \$11.9 million, divided by pro forma weighted average shares outstanding, basic and diluted of 253.4 million.

MANAGEMENT’S DISCUSSION AND ANALYSIS OF FINANCIAL CONDITION AND RESULTS OF OPERATIONS OF LIONSGATE STUDIOS CORP.

The following management’s discussion and analysis of financial condition and results of operations reflects the consolidated financial statements of Lionsgate Studios Corp. following the Studio Separation and for periods prior to the Studio Separation, the combined financial statements of the Studio Business of Lionsgate. This discussion should be read together with the interim unaudited condensed consolidated financial statements and related notes as well as the audited combined financial statements of Lionsgate Studios Corp. that are included elsewhere in this prospectus. This discussion contains forward-looking statements based upon current expectations that involve risks and uncertainties. Lionsgate Studios Corp.’s actual results may differ materially from those anticipated in these forward-looking statements as a result of various factors, including those set forth elsewhere in this prospectus. Please also see the section entitled “Cautionary Note Regarding Forward-Looking Statements.”

Capitalized terms defined in this Management’s Discussion and Analysis of Financial Condition and Results of Operations of Lionsgate Studios Corp. have the meanings ascribed to such terms in, and for the purposes of, this section.

Overview

Lionsgate Studios Corp. (the “Company,” “Lionsgate Studios,” “we,” “us,” or “our”) is a subsidiary of Lions Gate Entertainment Corp. (“Lionsgate” or “Parent”) which encompasses the motion picture and television studio operations (collectively referred to as the “Studio Business”) of Lionsgate.

The Studio Business consists of the Motion Picture and Television Production reportable segments, together with substantially all of Lionsgate’s corporate general and administrative costs. The Motion Picture segment consists of the development and production of feature films, acquisition of North American and worldwide distribution rights, North American theatrical, home entertainment and television distribution of feature films produced and acquired, and worldwide licensing of distribution rights to feature films produced and acquired. The Television Production segment consists of the development, production and worldwide distribution of television productions including television series, television movies and mini-series, and non-fiction programming. The Motion Picture segment includes the licensing of motion pictures and the Television Production segment includes the licensing of Starz original productions to the STARZ-branded premium global subscription platforms (the “Starz Business”). The Television Production segment also includes the ancillary market distribution of Starz original productions and licensed product. Additionally, the Television Production segment includes the results of operations of 3 Arts Entertainment, a talent management company.

Studio Separation and Business Combination

On May 13, 2024, Lionsgate consummated the transactions contemplated by that certain business combination agreement (the “Business Combination Agreement”), with Screaming Eagle Acquisition Corp., a Cayman Islands exempted company (“SEAC”), SEAC II Corp., a Cayman Islands exempted company and a wholly-owned subsidiary of SEAC (“New SEAC”), LG Sirius, LG Orion Holdings ULC, a British Columbia unlimited liability company and wholly-owned subsidiary of Lionsgate (“StudioCo”), and other affiliates of SEAC. Pursuant to the terms and conditions of the Business Combination Agreement, the Studio Business was combined with SEAC through a series of transactions, including an amalgamation of StudioCo and New SEAC under a Canadian plan of arrangement (the “Business Combination”). In connection with the closing of the Business Combination, New SEAC changed its name to “Lionsgate Studios Corp.” and continues the existing business operations of the Studio Business of Lionsgate. The Company became a separate publicly traded company and its common shares, without par value (“LG Studios Common Shares”), commenced trading on Nasdaq under the symbol “LION” on May 14, 2024.

In connection with and prior to the Business Combination, Lionsgate and StudioCo entered into a separation agreement pursuant to which the assets and liabilities of the Studio Business were transferred to StudioCo such

[Table of Contents](#)

that StudioCo held, directly or indirectly, all of the assets and liabilities of the Studio Business (the “Studio Separation”).

The Business Combination was accounted for as a reverse recapitalization in accordance with United States (“U.S.”) generally accepted accounting principles (“GAAP”). Under this method of accounting, SEAC is treated as the acquired company and the Studio Business is treated as the acquirer for financial reporting purposes. Accordingly, for accounting purposes, the financial statements of Lionsgate Studios will represent a continuation of the financial statements of the Studio Business, with the Business Combination treated as the equivalent of the Studio Business issuing LG Studios Common Shares for the historical net assets of SEAC, substantially consisting of cash held in the trust account, accompanied by a recapitalization of the Studio Business equity. The historical net assets were stated at fair value, which approximated historical cost, with no goodwill or other intangible assets recorded. Operations prior to the Business Combination are those of the Studio Business.

To conform to the retroactive application of the reverse recapitalization, in all periods prior to the Business Combination, parent net investment transactions have been recast to accumulated deficit in the combined balance sheets and the combined statements of equity of the Studio Business.

The shares and net income (loss) per common share, in all periods prior to the Business Combination, have been retroactively restated based on the 253.4 million shares issued to Lionsgate at the closing of the Business Combination. See Note 1 to the audited combined financial statements and Note 12 to the unaudited condensed consolidated financial statements.

The Studio Business has been determined to be the accounting acquirer in the Business Combination because Lionsgate continues to hold a controlling financial interest.

As a result of the Business Combination and additional private investments in public equities (“PIPE”) financing discussed in Note 2 to the unaudited condensed consolidated financial statements of Lionsgate Studios, former SEAC public shareholders and founders and new common equity financing investors owned approximately 12.2% of the outstanding LG Studios common shares immediately following the closing of the Business Combination. In addition to establishing the Studio Business as a standalone publicly-traded entity, the transaction resulted in approximately \$330.0 million of gross proceeds to Lionsgate received at closing, including \$254.3 million in PIPE financing. See Note 2 to the unaudited condensed consolidated financial statements of Lionsgate Studios, for additional information related to the Business Combination. The net proceeds from the transaction were used by the Company to pay down the Intercompany Note, see Note 7 to the unaudited condensed consolidated financial statements of Lionsgate Studios.

Basis of Presentation

Upon the effective date of the Studio Separation, the Company’s financial statements are presented on a consolidated basis, as Lionsgate completed the contribution of the Studio Business on such date. The unaudited financial statements for all periods presented, including the historical results of the Company prior to the Studio Separation, are now referred to as the “condensed consolidated financial statements”. The audited financial statements as of March 31, 2024 and 2023 and for the three-year period ended March 31, 2024 continue to be referred to as the “combined financial statements”.

For periods prior to the Studio Separation, the Company operated as a segment of Lionsgate and not as a separate entity. The Company’s financial statements prior to the Studio Separation were prepared on a carve-out basis and were derived from Lionsgate’s consolidated financial statements and accounting records and reflect Studio Business’s combined historical financial position, results of operations and cash flows as they were historically managed in accordance with U.S. GAAP. Prior to the Studio Separation, a management approach was applied to determine the carve-out basis of presentation. In using the management approach, considerations over how the business operates were utilized to identify historical operations that should be presented within the carve-out financial statements.

[Table of Contents](#)

For periods subsequent to the Studio Separation, the accompanying unaudited condensed consolidated financial statements include the accounts of Lionsgate Studios and all of its majority-owned and controlled subsidiaries.

All revenues and costs as well as assets and liabilities directly associated with the business activity of the Studio Business were included in the accompanying unaudited condensed consolidated financial statements. Prior to the Studio Separation, revenues and costs associated with the Studio Business were specifically identifiable in the accounting records maintained by Lionsgate and primarily represent the revenue and costs used for the determination of segment profit of the Motion Picture and Television Production segments of Lionsgate. In addition, the Studio Business costs included an allocation of corporate general and administrative expense (inclusive of share-based compensation) which was allocated to the Studio Business as further discussed below. Other costs excluded from the Motion Picture and Television Production segment profit but relating to the Studio Business were generally specifically identifiable as costs of the Studio Business in the accounting records of Lionsgate and were included in the accompanying unaudited condensed consolidated financial statements in periods prior to the Studio Separation.

In connection with the Business Combination, on May 9, 2024, Lionsgate and StudioCo entered into a shared services and overhead sharing agreement (the “Shared Services Agreement”) which took effect upon the closing of the Business Combination. The Shared Services Agreement facilitates the allocation to the Company of all corporate general and administrative expenses of Lionsgate, except for an amount of \$10.0 million to be allocated annually to Lionsgate. The \$10.0 million allocation of Lionsgate’s corporate general and administrative expenses to the Starz Business pursuant to the Shared Services Agreement is designed to reflect the portion of corporate expenses expended and reflective of the level of effort and costs incurred related to management oversight and services provided for the Starz Business post Studio Separation with consideration of the anticipated completion of the separation of the Starz Business.

The corporate general and administrative expenses that are allocated to the Company pursuant to the Shared Services Agreement include salaries and wages for certain executives and other corporate officers related to executive oversight, investor relations costs, costs for the maintenance of corporate facilities, and other common administrative support functions, including corporate accounting, finance and financial reporting, audit and tax costs, corporate and other legal support functions, and certain information technology and human resources. In addition, the Separation Agreement and the Shared Services Agreement provide that officers, employees and directors of the Company will continue to receive awards of equity and equity-based compensation pursuant to the existing plans of Lionsgate. Such awards will be treated as a capital contribution by Lionsgate to the Company, with the associated stock based compensation expense for such awards allocated to the Company, see Note 13 to the unaudited condensed consolidated financial statements of Lionsgate Studios and Note 13 to the audited combined financial statements of Lionsgate Studios.

For periods prior to the Studio Separation, the unaudited condensed combined financial statements of the Studio Business included allocations of corporate general and administrative expenses (inclusive of share-based compensation) from Lionsgate related to the corporate and shared service functions historically provided by Lionsgate. These expenses were allocated to the Company on the basis of direct usage when identifiable, with the remainder allocated on a pro rata basis of consolidated Lionsgate revenue, payroll expense or other measures considered to be a reasonable reflection of the historical utilization levels of these services.

Management believes the assumptions underlying these unaudited condensed consolidated financial statements, including the assumptions regarding the allocation of general and administrative expenses from Lionsgate to the Studio Business prior to the Studio Separation, are reasonable. See Note 20 to the unaudited condensed consolidated financial statements of Lionsgate Studios and Note 20 to the audited combined financial statements of the Lionsgate Studios for further detail of the allocations included in the unaudited condensed consolidated financial statements and audited combined financial statements, respectively.

In connection with the Business Combination, the Company entered into certain intercompany note arrangements, which mirrored the terms and amounts outstanding under Lionsgate's credit facilities as previously reflected in the historical financial statements of the Studio Business prior to the Studio Separation, see Note 7 to the unaudited condensed consolidated financial statements of Lionsgate Studios.

Components of Results of Operations

Revenues

Our revenues are derived from the Motion Picture and Television Production segments, as described below. As mentioned above, we refer to our Motion Picture and Television Production segments collectively as our Studio Business. Our revenues are derived from the U.S., Canada, the United Kingdom and other foreign countries. None of the non-U.S. countries individually comprised greater than 10% of total revenues for the three months ended June 30, 2024 and 2023 and years ended March 31, 2024, 2023 and 2022.

Motion Picture: Our *Motion Picture* segment includes revenues derived from the following:

- *Theatrical.* Theatrical revenues are derived from the domestic theatrical release of motion pictures licensed to theatrical exhibitors on a picture-by-picture basis (distributed by us directly in the U.S. and through a sub-distributor in Canada). The revenues from Canada are reported net of distribution fees and release expenses of the Canadian sub-distributor. The financial terms that we negotiate with our theatrical exhibitors in the U.S. generally provide that we receive a percentage of the box office results.
- *Home Entertainment.* Home entertainment revenues are derived from the sale or rental of our film productions and acquired or licensed films and certain television programs (including theatrical and direct-to-video releases) on packaged media and through digital media platforms (including pay-per-view and video-on-demand platforms, electronic sell through, and digital rental). In addition, we have revenue sharing arrangements with certain digital media platforms which generally provide that, in exchange for a nominal or no upfront sales price, we share in the rental or sales revenues generated by the platform on a title-by-title basis.
- *Television.* Television revenues are primarily derived from the licensing of our theatrical productions and acquired films to the linear pay, basic cable and free television markets. In addition, when a license in our traditional pay television window is made to a subscription video-on-demand ("SVOD") or other digital platform, the revenues are included here.
- *International.* International revenues are derived from (1) licensing of our productions, acquired films, our catalog product and libraries of acquired titles to international distributors, on a territory-by-territory basis; and (2) the direct distribution of our productions, acquired films, and our catalog product and libraries of acquired titles in the United Kingdom.
- *Other.* Other revenues are derived from, among others, the licensing of our film and television and related content (games, music, location-based entertainment royalties, etc.) to other ancillary markets.

Television Production: Our *Television Production* segment includes revenues derived from the following:

- *Television.* Television revenues are derived from the licensing to domestic markets (linear pay, basic cable, free television and syndication) of scripted and unscripted series, television movies, mini-series and non-fiction programming. Television revenues also include revenue from licenses to SVOD platforms in which the initial license of a television series is to an SVOD platform. Television revenues include fixed fee arrangements as well as arrangements in which we earn advertising revenue from the exploitation of certain content on television networks.
- *International.* International revenues are derived from the licensing and syndication to international markets of scripted and unscripted series, television movies, mini-series and non-fiction programming.

[Table of Contents](#)

- *Home Entertainment.* Home entertainment revenues are derived from the sale or rental of television production movies or series on packaged media and through digital media platforms.
- *Other.* Other revenues are derived from, among others, the licensing of our television programs to other ancillary markets, the sales and licensing of music from the television broadcasts of our productions, and from commissions and executive producer fees earned related to talent management.

Expenses

Our primary operating expenses include direct operating expenses, distribution and marketing expenses and general and administration expenses.

Direct operating expenses include amortization of film and television production or acquisition costs, participation and residual expenses, provision for doubtful accounts, and foreign exchange gains and losses.

Participation costs represent contingent consideration payable based on the performance of the film or television program to parties associated with the film or television program, including producers, writers, directors or actors. Residuals represent amounts payable to various unions or “guilds” such as the Screen Actors Guild - American Federation of Television and Radio Artists, Directors Guild of America, and Writers Guild of America, based on the performance of the film or television program in certain ancillary markets or based on the individual’s (i.e., actor, director, writer) salary level in the television market.

Distribution and marketing expenses primarily include the costs of theatrical prints and advertising (“P&A”) and premium video-on-demand (“Premium VOD”) expense and of DVD/Blu-ray duplication and marketing. Theatrical P&A includes the costs of the theatrical prints delivered to theatrical exhibitors and the advertising and marketing cost associated with the theatrical release of the picture. Premium VOD expense represents the advertising and marketing cost associated with the Premium VOD release of the picture. DVD/Blu-ray duplication represents the cost of the DVD/Blu-ray product and the manufacturing costs associated with creating the physical products. DVD/Blu-ray marketing costs represent the cost of advertising the product at or near the time of its release or special promotional advertising.

General and administration expenses include salaries and other overhead. Following the Studio Separation, the Shared Services Agreement facilitates the allocation of substantially all corporate general and administrative expenses to the Company, including salaries and wages for certain executives and other corporate officers related to executive oversight, investor relations costs, costs for the maintenance of corporate facilities, and other common administrative support functions, including corporate accounting, finance and financial reporting, audit and tax costs, corporate and other legal support functions, and certain information technology and human resources. Prior to the Studio Separation, general and administrative expenses included allocations for certain general and administrative expenses from Lionsgate related to certain corporate and shared service functions historically provided by Lionsgate. See “*Basis of Presentation*” above, Note 1 and Note 20 to our unaudited condensed consolidated financial statements and Note 20 to the audited combined financial statements of Lionsgate Studios for further details on the Shared Services Agreement and our methodology for allocating these costs for periods prior to the Studio Separation.

During the three months ended June 30, 2024, \$16.8 million of Lionsgate corporate general and administrative expenses, excluding amounts related to share-based compensation, were allocated to the Company after the Studio Separation pursuant to the Shared Services Agreement. For the three months ended June 30, 2023, total Lionsgate corporate general and administrative expenses were \$30.4 million, of which \$24.5 million was allocated to the Company.

[Table of Contents](#)

Lionsgate's corporate and shared service function expense and the allocation reflected in the Studio Business's audited combined financial statements for the years ended March 31, 2024, 2023 and 2022 is presented in the table below:

	Year Ended March 31,		
	2024	2023	2022
(Amounts in millions)			
Lionsgate corporate general and administrative expenses:			
Lionsgate corporate general and administrative expenses, excluding share-based compensation	\$136.1	\$122.6	\$ 97.1
Share-based compensation	20.7	36.3	27.4
Total Lionsgate corporate general and administrative expenses	\$156.8	\$158.9	\$124.5
Allocation to the Studio Business			
General and administrative expenses, excluding allocation of Lionsgate corporate and shared employee share-based compensation expense	\$110.6	\$100.8	\$ 80.0
Allocation of shared employee share-based compensation expense	15.0	26.7	19.6
Total allocation to the Studio Business	\$125.6	\$127.5	\$ 99.6

CRITICAL ACCOUNTING POLICIES AND ESTIMATES

The preparation of our financial statements in conformity with U.S. GAAP requires management to make estimates, judgments and assumptions that affect the amounts reported in the consolidated financial statements and accompanying notes. The application of the following accounting policies, which are important to our financial position and results of operations, requires significant judgments and estimates on the part of management. As described more fully below, these estimates bear the risk of change due to the inherent uncertainty of the estimate. In some cases, changes in the accounting estimates are reasonably likely to occur from period to period. Accordingly, actual results could differ materially from our estimates. To the extent that there are material differences between these estimates and actual results, our financial condition or results of operations will be affected. We base our estimates on past experience and other assumptions that we believe are reasonable under the circumstances, and we evaluate these estimates on an ongoing basis. We believe that the following discussion addresses our most critical accounting policies, which are those that are most important to the portrayal of our financial condition and results of operations and require management's most difficult, subjective and complex judgments. For a summary of all of our accounting policies, including the accounting policies discussed below, see Note 1 to our audited combined financial statements.

Accounting for Films and Television Programs

Capitalized costs for films or television programs are predominantly monetized individually.

Amortization. Film cost amortization as well as participations and residuals expense are based on management's estimates. Costs of acquiring and producing films and television programs and of acquired libraries are amortized and estimated liabilities for participations and residuals costs are accrued using the individual-film-forecast method, based on the ratio of the current period's revenues to management's estimated remaining total gross revenues to be earned ("ultimate revenue"). Management's judgment is required in estimating ultimate revenue and the costs to be incurred throughout the life of each film or television program.

Management estimates ultimate revenues based on historical experience with similar titles or the title genre, the general public appeal of the cast, audience test results when available, actual performance (when available) at

[Table of Contents](#)

the box office or in markets currently being exploited, and other factors such as the quality and acceptance of motion pictures or programs that our competitors release into the marketplace at or near the same time, critical reviews, general economic conditions and other tangible and intangible factors, many of which we do not control and which may change.

For motion pictures, ultimate revenue includes estimates over a period not to exceed ten years following the date of initial release of the motion picture. The most sensitive factor affecting our estimate of ultimate revenues for a film intended for theatrical release is the film's theatrical performance, as subsequent revenues from the licensing and sale in other markets have historically been highly correlated to its theatrical performance. After a film's release, our estimates of revenue from succeeding markets are revised based on historical relationships and an analysis of current market trends.

For an episodic television series, the period over which ultimate revenues are estimated cannot exceed ten years following the date of delivery of the first episode, or, if still in production, five years from the date of delivery of the most recent episode, if later. The most sensitive factors affecting our estimate of ultimate revenues for a television series is whether the series will be ordered for a subsequent season and estimates of revenue in secondary markets other than the initial license fee, which may depend on a number of factors, including, among others, the ratings or viewership the program achieves on the customers' platforms. The initial estimate of ultimate revenue may include estimates of revenues outside of the initial license window (i.e., international, home entertainment and other distribution platforms) and are based on historical experience for similar programs (genre, duration, etc.) and the estimated number of seasons of the series. Estimates of revenue beyond the initial license fee are generally higher for programs that have been or are expected to be ordered for multiple seasons. We regularly monitor the performance of each season, and evaluate whether impairment indicators are present (i.e., low ratings, cancellations or the season is not reordered), and based upon our review, we revise our estimates as needed and perform an impairment assessment if impairment indicators are present (see below).

For titles included in acquired libraries, ultimate revenue includes estimates over a period not to exceed twenty years following the date of acquisition.

Due to the inherent uncertainties involved in making such estimates of ultimate revenues and expenses, these estimates have differed in the past from actual results and are likely to differ to some extent in the future from actual results. In addition, in the normal course of our business, some films and titles are more successful or less successful than anticipated. Management regularly reviews and revises when necessary its ultimate revenue and cost estimates, which may result in a change in the rate of amortization of film costs and participations and residuals and/or a write-down of all or a portion of the unamortized costs of the film or television program to its estimated fair value (see below).

An increase in the estimate of ultimate revenue will generally result in a lower amortization rate and, therefore, less film and television program amortization expense, while a decrease in the estimate of ultimate revenue will generally result in a higher amortization rate and, therefore, higher film and television program amortization expense, and also periodically results in an impairment requiring a write-down of the film cost to the title's fair value. These write-downs are included in amortization expense within direct operating expenses in our consolidated statements of operations. See further discussion below under *Impairment Assessment*.

Impairment Assessment. An individual film or television program is evaluated for impairment when events or changes in circumstances indicate that the fair value of an individual film is less than its unamortized cost. If the result of the impairment test indicates that the carrying value exceeds the estimated fair value, an impairment charge will then be recorded for the amount of the difference.

Estimate of Fair Value. The fair value is determined based on a discounted cash flow analysis of the cash flows directly attributable to the title. For motion pictures intended for theatrical release, the discounted cash

[Table of Contents](#)

flow analysis used in the impairment evaluation prior to theatrical release is subjective and the key inputs include estimates of future anticipated revenues and estimates of box office performance, which may differ from future actual results. These estimates are based in part on the historical performance of similar films, test audience results when available, information regarding competing film releases, and critic reviews. For television programs, the discounted cash flow analysis used in the impairment evaluation includes key inputs such as estimates of future anticipated revenue, as discussed above. See further discussion of *Valuation Assumptions* below.

Valuation Assumptions. The discounted cash flow analysis includes cash flows estimates of ultimate revenue and costs as well as a discount rate (a Level 3 fair value measurement, see Note 9 to our unaudited condensed consolidated financial statements). The discount rate utilized in the discounted cash flow analysis is based on the weighted average cost of capital of the Company plus a risk premium representing the risk associated with producing a particular film or television program. Estimates of future revenue involve measurement uncertainty and it is therefore possible that reductions in the carrying value of investment in films and television programs may be required as a consequence of changes in management's future revenue estimates.

Revenue Recognition. Our Motion Picture and Television Production segments generate revenue principally from the licensing of content in domestic theatrical exhibition, home entertainment (e.g., digital media), television, and international market places.

Our content licensing arrangements include fixed fee and minimum guarantee arrangements, and sales or usage based royalties. Our fixed fee or minimum guarantee licensing arrangements in the television, digital media and international markets may, in some cases, include multiple titles, multiple license periods (windows) with a substantive period in between the windows, rights to exploitation in different media, or rights to exploitation in multiple territories, which may be considered distinct performance obligations. When these performance obligations are considered distinct, the fixed fee or minimum guarantee in the arrangement is allocated to the title, window, media right or territory as applicable, based on estimates of relative standalone selling prices. The amounts related to each performance obligation (i.e., title, window, media or territory) are recognized when the content has been delivered, and the window for the exploitation right in that territory has begun, which is the point in time at which the customer is able to begin to use and benefit from the content.

Sales or usage based royalties represent amounts due to us based on the "sale" or "usage" of our content by the customer, and revenues are recognized at the later of when the subsequent sale or usage occurs, or the performance obligation to which some or all the sales or usage-based royalty has been allocated has been satisfied (or partially satisfied). Generally, when we license completed content (with standalone functionality, such as a movie, or television show), our performance obligation will be satisfied prior to the sale or usage. When we license intellectual property that does not have stand-alone functionality (e.g., brands, themes, logos, etc.), our performance obligation is generally satisfied in the same period as the sale or usage. The actual amounts due to us under these arrangements are generally not reported to us until after the close of the reporting period. We record revenue under these arrangements for the amounts due and not yet reported to us based on estimates of the sales or usage of these customers and pursuant to the terms of the contracts. Such estimates are based on information from our customers, historical experience with similar titles in that market or territory, the performance of the title in other markets and/or available data in the industry. While we believe these estimates are reasonable estimates of the amounts due under these arrangements, such estimated amounts could differ from the actual amounts to be subsequently reported by the customer, which could be higher or lower than our estimates, and could result in an adjustment to revenues in future periods.

Revenue from the theatrical release of feature films are treated as sales or usage-based royalties and recognized starting at the exhibition date and based on our participation in box office receipts of the theatrical exhibitor.

Digital media revenue sharing arrangements are recognized as sales or usage based royalties.

Revenue from commissions are recognized as such services are provided.

Goodwill. At June 30, 2024 and March 31, 2024, the carrying value of goodwill was \$812.1 million and \$811.2 million, respectively. Goodwill is allocated to our reporting units, which are our operating segments or one level below our operating segments (component level). Reporting units are determined by the discrete financial information available for the component and whether that information is regularly reviewed by segment management. Components are aggregated into a single reporting unit if they share similar economic characteristics. Our reporting units for purposes of goodwill impairment testing, along with their respective goodwill balances at June 30, 2024 and March 31, 2024, were Motion Picture (goodwill of \$395 million and \$399 million, respectively), and our Television (goodwill of \$324 million and \$320 million, respectively) and Talent Management (goodwill of \$93 million) businesses, both of which are part of our Television Production segment.

Goodwill is not amortized but is reviewed for impairment each fiscal year or between the annual tests if an event occurs or circumstances change that indicates it is more-likely-than-not that the fair value of a reporting unit is less than its carrying value. We perform our annual impairment test as of January 1 in each fiscal year. A goodwill impairment loss would be recognized for the amount that the carrying amount of a reporting unit exceeds its fair value. An entity may perform a qualitative assessment of the likelihood of the existence of a goodwill impairment. The qualitative assessment is an evaluation, based on all identified events and circumstances which impact the fair value of the reporting unit of whether or not it is more-likely-than-not that the fair value is less than the carrying value of the reporting unit. If we believe that as a result of our qualitative assessment it is more likely than not that the fair value of a reporting unit is greater than its carrying amount, a quantitative impairment test is not required but may be performed at the option of the Company. A quantitative assessment requires determining the fair value of our reporting units. The determination of fair value requires considerable judgment and requires assumptions and estimates of many factors, including revenue and market growth, operating margins and cash flows, market multiples and discount rates.

In performing a quantitative assessment of goodwill, we determine the fair value of our reporting units by using a combination of discounted cash flow (“DCF”) analyses and market-based valuation methodologies. The models rely on significant judgments and assumptions surrounding general market and economic conditions, short-term and long-term growth rates, discount rates, income tax rates, and detailed management forecasts of future cash flow and operating margin projections, and other assumptions, all of which are based on our internal forecasts of future performance as well as historical trends. The market-based valuation method utilizes EBITDA multiples from guideline public companies operating in similar industries and a control premium. The results of these valuation methodologies are weighted as to their relative importance and a single fair value is determined. Fair value determinations require considerable judgment and are sensitive to changes in underlying assumptions and factors. As a result, there can be no assurance that the estimates and assumptions made for purposes of the annual or interim goodwill impairment tests will prove to be an accurate prediction of the future.

Goodwill Impairment Assessments:

Fiscal 2025. During the three months ended June 30, 2024, there were no events or circumstances that have changed that would indicate that it is more-likely-than not that the fair value of a reporting unit is less than its carrying value.

Fiscal 2024. For our annual goodwill impairment test for fiscal 2024, we performed qualitative goodwill impairment assessments for all of our reporting units (Motion Picture, and our Television and Talent Management businesses, both of which are part of our Television Production segment). Our qualitative assessment considered the recent performance of these reporting units, and updated forecasts of performance and cash flows, as well as the current micro and macroeconomic environments in relation to the current and expected performance of these reporting units, and industry considerations, and determined that since the date of the most recent quantitative assessment performed over these reporting units, there were no events or circumstances that rise to a level that would more-likely-than-not reduce the fair value of those reporting units below their carrying values; therefore, a quantitative goodwill impairment analysis was not required for these reporting units.

[Table of Contents](#)

Fiscal 2023. In the second quarter of fiscal 2023, we updated our quantitative impairment assessment for all of our reporting units based on the most recent data and expected growth trends. The DCF analysis components of the fair value estimates were determined primarily by discounting estimated future cash flows, which included weighted average perpetual nominal growth rates ranging from 1.5% to 3.5%, at a weighted average cost of capital (discount rate) ranging from 11.0% to 13.0%, which considered the risk of achieving the projected cash flows, including the risk applicable to the reporting unit, industry and market as a whole. Based on the quantitative impairment assessment, the Company determined that the fair value of its reporting units exceeded the carrying values for all of its reporting units.

Management will continue to monitor all of its reporting units for further changes in the business environment that could impact the recoverability in future periods. The recoverability of goodwill is dependent upon the continued growth of revenue and cash flows from our business activities. Examples of events or circumstances that could result in changes to the underlying key assumptions and judgments used in our goodwill impairment tests, and ultimately impact the estimated fair value of our reporting units may include the global economy; consumer consumption levels of our content; adverse macroeconomic conditions related to higher inflation and interest rates and currency rate fluctuations, and the impact on the global economy from wars, terrorism and multiple international conflicts, and future bank failures; volatility in the equity and debt markets which could result in higher weighted-average cost of capital; capital market transactions; the duration and potential impact of strikes of unions, on our ability to produce, acquire and distribute our content; the commercial success of our television programming and motion pictures; our continual contractual relationships with our customers; and changes in consumer behavior. If our assumptions are not realized, it is possible that additional impairment charges may need to be recorded in the future.

Corporate expense allocation. For periods prior to the Studio Separation, Lionsgate's corporate general and administrative functions and costs provided oversight over both the Starz Business and the Studio Business. These functions and costs include, but are not limited to, salaries and wages for certain executives and other corporate officers related to executive oversight, investor relations costs, costs for the maintenance of corporate facilities, and other common administrative support functions, including corporate accounting, finance and financial reporting, audit and tax costs, corporate and other legal support functions, and certain information technology and human resources. Accordingly, for periods prior to the Studio Separation, the unaudited condensed consolidated financial statements of the Studio Business include allocations of certain general and administrative expenses from Lionsgate of \$14.2 million and \$24.5 million for the three months ended June 30, 2024 and 2023, respectively, and \$125.6 million, \$127.5 million and \$99.6 million for the years ended March 31, 2024, 2023 and 2022, respectively, related to these corporate and shared service functions historically provided by Lionsgate.

The allocation of costs to the Studio Business were subjective and required considerable judgment. The allocations of general and administrative expenses to the Studio Business were on the basis of direct usage when identifiable, with the remainder allocated on a pro rata basis of consolidated Lionsgate revenue, payroll expense or other measures management considered to be a reasonable reflection of the estimated historical utilization levels of these services. Following the Studio Separation, \$16.8 million of Lionsgate's corporate general and administrative costs were allocated to the Company pursuant to the Shared Services Agreement. In aggregate, allocations of Lionsgate's corporate general and administrative costs to the Company represent approximately 90.0% and 79.4% for three months ended June 30, 2024 and 2023, respectively, and 80.1%, 80.2% and 80.0% for the years ended March 31, 2024, 2023 and 2022, respectively, of total Lionsgate corporate general and administrative expense. See *Components of Results of Operations-Expenses* above for further information.

Income Taxes. We are subject to federal and state income taxes in the U.S. and in several foreign jurisdictions. We record deferred tax assets related to net operating loss carryforwards and certain temporary differences, net of applicable reserves in each jurisdiction. We recognize a future tax benefit to the extent that realization of such benefit is more likely than not on a jurisdiction-by-jurisdiction basis; otherwise, a valuation allowance is applied. In order to realize the benefit of our deferred tax assets, we will need to generate sufficient

[Table of Contents](#)

taxable income in the future in each of the jurisdictions which have these deferred tax assets. However, the assessment as to whether there will be sufficient taxable income in a jurisdiction to realize our net deferred tax assets in that jurisdiction is an estimate which could change in the future depending primarily upon the actual performance of our Company. We will be required to continually evaluate the more likely than not assessment that our net deferred tax assets will be realized, and if operating results deteriorate in a particular jurisdiction, we may need to record a valuation allowance for all or a portion of our deferred tax assets through a charge to our income tax benefit (provision). As of March 31, 2024, we maintained a valuation allowance of \$341.6 million against certain U.S. and foreign deferred tax assets that may not be realized on a more likely than not basis.

Our effective tax rates differ from the U.S. federal statutory income tax rate and is affected by many factors, including the overall level of income (loss) before taxes and its mix across the jurisdictions in which conduct operations, any changes in tax laws and regulations changes in valuation allowances against our deferred tax assets, changes in unrecognized tax benefits, tax planning strategies available to us and other discrete items.

For periods prior to the Business Combination (including the period from April 1, 2024, through May 13, 2024), income taxes were calculated on a separate tax return basis. The separate tax return method applies the accounting guidance for income taxes to the standalone financial statements as if the Company was a separate taxpayer and standalone enterprise. The Company's U.S. operations, and certain of its non-U.S. operations historically were included in the income tax returns of Lionsgate or its subsidiaries that may not be part of the Company. Management believes the assumptions supporting the Company's allocation and presentation of income taxes on a separate tax return basis to be reasonable.

For periods following the Business Combination (including the period from May 14, 2024, through June 30, 2024), income taxes were calculated by applying an estimated effective income tax rate to the Company's ordinary income (loss), adjusted for the income tax effects of items that related discretely to the period, if any.

RESULTS OF OPERATIONS

Three Months Ended June 30, 2024 Compared to Three Months Ended June 30, 2023

Consolidated Results of Operations

The following table sets forth our consolidated results of operations for the three months ended June 30, 2024 and 2023. Due to the acquisition of eOne, the three months ended June 30, 2024 includes the results of operations of eOne (acquired December 27, 2023), see Note 3 to our unaudited condensed consolidated financial statements for further details.

	Three Months Ended June 30,		Change	
	2024	2023	Amount	Percent
(Amounts in millions)				
Revenues				
Studio Business				
Motion Picture ⁽¹⁾	\$ 347.3	\$ 406.5	\$ (59.2)	(14.6)%
Television Production ⁽²⁾	241.1	218.5	22.6	10.3%
Total revenues	588.4	625.0	(36.6)	(5.9)%
Expenses:				
Direct operating	355.8	362.1	(6.3)	(1.7)%
Distribution and marketing	92.6	129.2	(36.6)	(28.3)%
General and administration	92.1	88.4	3.7	4.2%
Depreciation and amortization	4.6	4.2	0.4	9.5%
Restructuring and other	27.7	4.1	23.6	575.6%
Total expenses	572.8	588.0	(15.2)	(2.6)%
Operating income	15.6	37.0	(21.4)	(57.8)%
Interest expense	(58.6)	(49.9)	(8.7)	17.4%
Interest and other income	5.1	2.2	2.9	131.8%
Other expense	(1.4)	(3.8)	2.4	(63.2)%
Loss on extinguishment of debt	(1.0)	—	(1.0)	n/a
Equity interests income (loss)	0.9	(0.3)	1.2	nm
Loss before income taxes	(39.4)	(14.8)	(24.6)	nm
Income tax provision	(5.0)	(6.6)	1.6	(24.2)%
Net loss	(44.4)	(21.4)	(23.0)	nm
Less: Net loss attributable to noncontrolling interests	0.9	0.9	—	— %
Net loss attributable to Lionsgate Studios Corp. shareholders	<u>\$ (43.5)</u>	<u>\$ (20.5)</u>	<u>\$ (23.0)</u>	<u>nm</u>

nm - Percentage not meaningful.

- (1) Motion Picture revenues for the three months ended June 30, 2024 and 2023, includes \$64.2 million and \$16.5 million, respectively, of revenues from licensing Motion Picture segment product to the Starz Business.
- (2) Television Production revenues for the three months ended June 30, 2024 and 2023, includes \$39.6 million and \$81.0 million, respectively, of revenues from licensing Television Production segment product to the Starz Business.

Revenues. Consolidated revenues decreased \$36.6 million in the three months ended June 30, 2024 reflecting decreased revenue in the Motion Picture segment, offset by increased revenue in the Television Production segment.

[Table of Contents](#)

Motion Picture revenue decreased \$59.2 million due to lower theatrical, home entertainment and international revenue, primarily due to revenue in the prior year's quarter from *John Wick: Chapter 4*, partially offset by increased television revenue. Motion Picture revenues for the three months ended June 30, 2024 included approximately \$25.1 million of revenues from eOne (acquired December 27, 2023, therefore the three months ended June 30, 2023 included no comparable revenues). Motion Picture revenue included \$64.2 million of revenue from licensing Motion Picture segment product to the Starz Business, representing an increase of \$47.7 million from the three months ended June 30, 2023.

Television Production revenue increased \$22.6 million due to increased domestic television, international, and home entertainment digital revenue. Television Production revenues for the three months ended June 30, 2024 included approximately \$76.5 million of revenues from eOne. Television Production revenue included \$39.6 million of revenue from licensing Television Production segment product to the Starz Business, representing a decrease of \$41.4 million from the three months ended June 30, 2023.

See further discussion in the Segment Results of Operations section below.

Direct Operating Expenses. Direct operating expenses by segment were as follows for the three months ended June 30, 2024 and 2023:

	Three Months Ended June 30,				Change	
	2024		2023		Amount	Percent
	Amount	% of Segment Revenues	Amount	% of Segment Revenues		
	(Amounts in millions)					
Direct operating expenses						
Motion Picture	\$ 150.6	43.4%	\$ 186.7	45.9%	\$ (36.1)	(19.3)%
Television Production	202.0	83.8%	174.9	80.0%	27.1	15.5%
Other	3.2	nm	0.5	nm	2.7	540.0%
	<u>\$ 355.8</u>	60.5%	<u>\$ 362.1</u>	57.9%	<u>\$ (6.3)</u>	<u>(1.7)%</u>

nm - Percentage not meaningful.

Direct operating expenses decreased in the three months ended June 30, 2024, due to lower direct operating expenses of the Motion Picture segment due to lower Motion Picture revenues, partially offset by higher direct operating expenses of the Television Production segment due to increased revenues from Television Production. See further discussion in the Segment Results of Operations section below.

Other: Other direct operating expense in the three months ended June 30, 2024 includes rent cost for production facilities that were unutilized as a result of the industry strikes amounting to \$5.2 million, which was not allocated to the segments, and is included in direct operating expense. In addition, other direct operating expense in the three months ended June 30, 2024 and 2023 includes COVID related charges, if any, net of insurance recoveries.

[Table of Contents](#)

Distribution and Marketing Expenses. Distribution and marketing expenses by segment were as follows for the three months ended June 30, 2024 and 2023:

	<u>Three Months Ended June 30,</u>		<u>Amount</u>	<u>Percent</u>
	<u>2024</u>	<u>2023</u>		
	(Amounts in millions)			
Distribution and marketing expenses				
Motion Picture	\$ 82.1	\$ 121.2	\$ (39.1)	(32.3)%
Television Production	10.5	8.0	2.5	31.3%
	<u>\$ 92.6</u>	<u>\$ 129.2</u>	<u>\$ (36.6)</u>	<u>(28.3)%</u>
U.S. theatrical P&A and Premium VOD expense included in Motion Picture distribution and marketing expense	<u>\$ 51.3</u>	<u>\$ 84.4</u>	<u>\$ (33.1)</u>	<u>(39.2)%</u>

Distribution and marketing expenses decreased in the three months ended June 30, 2024 and primarily reflects lower Motion Picture theatrical P&A and Premium VOD expense associated with the theatrical slate releases in the current quarter. See further discussion in the Segment Results of Operations section below.

General and Administrative Expenses. General and administrative expenses by segment were as follows for the three months ended June 30, 2024 and 2023:

	<u>Three Months Ended</u>		<u>% of</u>	<u>Change</u>	
	<u>2024</u>	<u>2023</u>		<u>Revenues</u>	<u>Amount</u>
	(Amounts in millions)				
General and administrative expenses					
Motion Picture	\$28.5	\$29.4		\$ (0.9)	(3.1)%
Television Production	17.9	12.7		5.2	40.9%
Corporate allocations from Lionsgate, excluding allocation of share-based compensation expense	31.0	24.5		6.5	26.5%
Share-based compensation expense	12.6	11.7		0.9	7.7%
Purchase accounting and related adjustments	2.1	10.1		(8.0)	(79.2)%
Total general and administrative expenses	<u>\$92.1</u>	<u>\$88.4</u>	15.7%	<u>\$ 3.7</u>	<u>4.2%</u>

General and administrative expenses increased in the three months ended June 30, 2024, resulting from increased Corporate and Television Production general and administrative expenses and share-based compensation, partially offset by decreased purchase accounting and related adjustments and Motion Picture general and administrative expenses. LG Studios general and administrative expenses for the three months ended June 30, 2024 included approximately \$7.0 million from eOne. See further discussion in the Segment Results of Operations section below.

As discussed in *Components of Results of Operations*, following the Studio Separation, the Shared Services Agreement facilitates the allocation of substantially all corporate general and administrative expenses to the Company. For periods prior to the Studio Separation, the Company has been allocated a portion of Lionsgate's total corporate expenses which are included in general and administrative expenses. Corporate general and administrative expenses increased approximately \$6.5 million, or 26.5%, primarily due to approximately \$3.0 million of corporate general and administrative expenses from eOne.

[Table of Contents](#)

Certain of our employees participate in the share-based compensation plans sponsored by Lionsgate. The following table presents share-based compensation expense by financial statement line item:

	Three Months Ended June 30,	
	2024	2023
(Amounts in millions)		
Share-based compensation is comprised of:		
Studio employee share-based compensation expense	\$ 8.4	\$ 8.0
Allocation of Lionsgate corporate and shared employee share-based compensation expense	4.2	3.7
Total share-based compensation included in general and administrative expense	12.6	11.7
Restructuring and other ⁽¹⁾	—	0.5
Total share-based compensation expense	<u>\$ 12.6</u>	<u>\$ 12.2</u>

(1) Represents share-based compensation expense included in restructuring and other expenses reflecting the impact of the acceleration of vesting schedules for equity awards pursuant to certain severance arrangements.

Purchase accounting and related adjustments include the expense associated with the noncontrolling equity interests in the distributable earnings related to 3 Arts Entertainment, and the non-cash charges for the accretion of the noncontrolling interest discount and the amortization of the recoupable portion of the purchase price related to 3 Arts Entertainment, all of which are accounted for as compensation and are included in general and administrative expense. The noncontrolling equity interests in the distributable earnings of 3 Arts Entertainment are reflected as an expense rather than noncontrolling interest in the unaudited condensed consolidated statement of operations due to the relationship to continued employment. Purchase accounting and related adjustments decreased \$8.0 million, or 79.2%, primarily due to lower noncontrolling equity interests in the distributable earnings related to 3 Arts Entertainment of \$6.6 million associated with a lower noncontrolling interest ownership percentage as a result of our acquisition of an additional interest in 3 Arts Entertainment (see Note 10 to our unaudited condensed consolidated financial statements). In addition, purchase accounting and related adjustments decreased due to lower amortization of the recoupable portion of the purchase price of 3 Arts Entertainment of \$1.3 million, due to the amortization period ending in May 2023.

Depreciation and Amortization Expense. Depreciation and amortization of \$4.6 million for the three months ended June 30, 2024 was comparable to depreciation and amortization of \$4.2 million in the three months ended June 30, 2023.

[Table of Contents](#)

Restructuring and Other. Restructuring and other increased \$23.6 million in the three months ended June 30, 2024 as compared to the three months ended June 30, 2023, and includes restructuring and severance costs, certain transaction and other costs, and certain unusual items, when applicable. Restructuring and other costs were as follows for the three months ended June 30, 2024 and 2023 (see Note 15 to our unaudited condensed consolidated financial statements):

	Three Months Ended June 30,		Change	
	2024	2023	Amount	Percent
	(Amounts in millions)			
Restructuring and other:				
Other impairments ⁽¹⁾	\$ 18.0	\$ —	\$ 18.0	n/a
Severance ⁽²⁾				
Cash	3.0	2.0	1.0	50.0%
Accelerated vesting on equity awards (see Note 13 to our unaudited condensed consolidated financial statements)	—	0.5	(0.5)	(100.0)%
Total severance costs	3.0	2.5	0.5	20.0%
Transaction and other costs ⁽³⁾	6.7	1.6	5.1	nm
	<u>\$ 27.7</u>	<u>\$ 4.1</u>	<u>\$ 23.6</u>	<u>nm</u>

nm - Percentage not meaningful.

- (1) Amounts in the three months ended June 30, 2024 relate to impairments of certain operating lease right-of-use and leasehold improvement assets related to the Television Production segment associated with facility leases that will no longer be utilized by the Company primarily related to the integration of eOne.
- (2) Severance costs were primarily related to restructuring, acquisition integration activities and other cost-saving initiatives.
- (3) Transaction and other costs in the three months ended June 30, 2024 and 2023 reflect transaction, integration and legal costs associated with certain strategic transactions, and restructuring activities and also include costs and benefits associated with legal and other matters.

Interest Expense. Interest expense of \$58.6 million in the three months ended June 30, 2024, increased \$8.7 million from the three months ended June 30, 2023 due to higher average interest rates and balances on variable rate corporate debt and film related obligations, partially offset by a slightly larger benefit from the interest rate swaps. The following table sets forth the components of interest expense for the three months ended June 30, 2024 and 2023:

	Three Months Ended June 30,	
	2024	2023
	(Amounts in millions)	
Interest Expense		
Cash Based:		
Revolving credit facility ⁽¹⁾	\$ 14.1	\$ 9.5
Term loans ⁽¹⁾	20.8	20.4
Other ⁽²⁾	15.7	14.0
	50.6	43.9
Amortization of debt issuance costs and other non-cash interest ⁽³⁾	8.0	6.0
Total interest expense	<u>\$ 58.6</u>	<u>\$ 49.9</u>

- (1) Prior to the Studio Separation, amounts reflect interest attributable to borrowings outstanding under Lionsgate's Credit Agreement (including the revolving credit facility, term loan A and term loan B).

[Table of Contents](#)

Subsequent to the Studio Separation, amounts reflect interest attributable to borrowings outstanding under the Company's Intercompany Note with LGCH (see Note 7).

- (2) Other interest expense includes payments associated with certain film related obligations (Production Tax Credit Facility, IP Credit Facility, Backlog Facility and other, see Note 8 to our unaudited condensed consolidated financial statements), and payments and receipts associated with the Company's interest rate swaps (see Note 18 to our unaudited condensed consolidated financial statements).
- (3) Amounts include the amortization of unrealized losses in accumulated other comprehensive income (loss) related to de-designated interest rate swaps which are being amortized to interest expense (see Note 18 to our unaudited condensed consolidated financial statements).

Interest and Other Income. Interest and other income of \$5.1 million for the three months ended June 30, 2024 increased as compared to interest and other income of \$2.2 million for the three months ended June 30, 2023 due to higher interest income.

Other Expense. Other expense of \$1.4 million for the three months ended June 30, 2024 decreased as compared to other expense of \$3.8 million for the three months ended June 30, 2023, and primarily represented the loss recorded related to our monetization of accounts receivable programs (see Note 19 to our unaudited condensed consolidated financial statements).

Loss on Extinguishment of Debt. Loss on extinguishment of debt of \$1.0 million for the three months ended June 30, 2024 related to the write-off of debt issuance costs associated with the voluntary prepayment of \$84.9 million principal amount of the LGTV Term Loan A and \$214.1 million of the LGTV Term Loan B. See Note 7 to our unaudited condensed consolidated financial statements.

There was no comparable loss on extinguishment of debt in the three months ended June 30, 2023.

Equity Interests Income (Loss). Equity interests income of \$0.9 million in the three months ended June 30, 2024 compared to equity interests loss of \$0.3 million in the three months ended June 30, 2023 due to higher income generated by our equity method investees.

Income Tax Provision. The Company had an income tax provision of \$5.0 million and an effective tax rate of -12.7% in the three months ended June 30, 2024, compared to an income tax provision and effective tax rate of \$6.6 million and -44.6%, respectively, for the three months ended June 30, 2023. Our income tax expense and effective income tax rates for the three months ended June 30, 2024 and 2023 differed from the U.S. federal statutory corporate income tax rate of 21% multiplied by income (loss) before taxes due to the mix of our earnings across the various jurisdictions in which our operations are conducted, changes in valuation allowances against our deferred tax assets, certain minimum income and foreign withholding taxes, charges for interest on uncertain tax benefits, and benefits from the releases of reserves for uncertain tax benefits due to the close of audits or expirations of statutes of limitations.

Net Loss Attributable to Lionsgate Studios Corp. Shareholders Net loss attributable to our shareholders for the three months ended June 30, 2024 was \$43.5 million, or basic and diluted net loss per common share of \$0.16 on 272.4 million weighted average common shares outstanding. This compares to net loss attributable to our shareholders for the three months ended June 30, 2023 of \$20.5 million, or basic and diluted net loss per common share of \$0.08 on 253.4 million weighted average common shares outstanding.

Segment Results of Operations and Non-GAAP Measures

The Company's primary measure of segment performance is segment profit. Segment profit is defined as segment revenues, less segment direct operating and segment distribution and marketing expense, less segment general and administration expenses. Total segment profit represents the sum of segment profit for our individual segments, net of eliminations for intersegment transactions. Segment profit and total segment profit excludes,

[Table of Contents](#)

when applicable, corporate general and administrative expense, restructuring and other costs, share-based compensation, certain programming and content charges as a result of changes in management and/or programming and content strategy, certain charges related to the COVID-19 global pandemic, and purchase accounting and related adjustments. Segment profit when presented in accordance with ASC 280 within the notes to the consolidated financial statements is a GAAP financial measure and is disclosed in Note 16 to our unaudited condensed consolidated financial statements.

We also present below our total segment profit for all of our segments. Total segment profit, when presented outside of the segment information and reconciliations included in Note 16 to our unaudited condensed consolidated financial statements, is considered a non-GAAP financial measure, and should be considered in addition to, not as a substitute for, or superior to, measures of financial performance prepared in accordance with U.S. GAAP. We use this non-GAAP measure, among other measures, to evaluate the aggregate operating performance of our business.

The Company believes the presentation of total segment profit is relevant and useful for investors because it allows investors to view total segment performance in a manner similar to the primary method used by the Company's management and enables them to understand the fundamental performance of the Company's businesses before non-operating items. Total segment profit is considered an important measure of the Company's performance because it reflects the aggregate profit contribution from the Company's segments and represents a measure, consistent with our segment profit, that eliminates amounts that, in management's opinion, do not necessarily reflect the fundamental performance of the Company's businesses, are infrequent in occurrence, and in some cases are non-cash expenses. Not all companies calculate segment profit or total segment profit in the same manner, and segment profit and total segment profit as defined by the Company may not be comparable to similarly titled measures presented by other companies due to differences in the methods of calculation and excluded items.

The following table reconciles the GAAP measure, operating income, to the non-GAAP measure, total segment profit, for the three months ended June 30, 2024 and 2023. In addition, each of segment direct operating expense, distribution and marketing expense and general and administrative expense is reconciled to the respective line items presented in the GAAP-based statement of operations in the preceding section of the *Management's Discussion and Analysis of Financial Condition and Results of Operations* which discusses consolidated results of operations.

	Three Months Ended June 30,		Change	
	2024	2023	Amount	Percent
	(Amounts in millions)			
Operating income	\$ 15.6	\$ 37.0	\$ (21.4)	(57.8)%
Corporate general and administrative expense allocations from Lionsgate, excluding allocation of share-based compensation expense	31.0	24.5	6.5	26.5%
Adjusted depreciation and amortization	3.6	2.8	0.8	28.6%
Restructuring and other	27.7	4.1	23.6	575.6%
COVID-19 related charges (benefit)	(2.0)	0.1	(2.1)	nm
Content charges	—	0.4	(0.4)	(100.0)%
Unallocated rent cost included in direct operating expense	5.2	—	5.2	n/a
Adjusted share-based compensation expense	12.6	11.7	0.9	7.7%
Purchase accounting and related adjustments	3.1	11.5	(8.4)	(73.0)%
Total segment profit	<u>\$ 96.8</u>	<u>\$ 92.1</u>	<u>\$ 4.7</u>	<u>5.1%</u>

nm - Percentage not meaningful.

[Table of Contents](#)

See Note 16 to our unaudited condensed consolidated financial statements for further information on the reconciling line items above, and for reconciliations of depreciation and amortization and share-based compensation expense as presented on our unaudited condensed consolidated statements of operations to adjusted depreciation and amortization and adjusted share-based compensation expense, respectively, as presented in the line items above.

The table below sets forth the revenues and segment profit by segment:

	Three Months Ended June 30,		Change	
	2024	2023	Amount	Percent
(Amounts in millions)				
Revenue				
Motion Picture	\$ 347.3	\$ 406.5	\$ (59.2)	(14.6)%
Television Production	241.1	218.5	22.6	10.3%
	<u>\$ 588.4</u>	<u>\$ 625.0</u>	<u>\$ (36.6)</u>	<u>(5.9)%</u>
Segment Profit				
Motion Picture	\$ 86.1	\$ 69.2	\$ 16.9	24.4%
Television Production	10.7	22.9	(12.2)	(53.3)%
Total Segment Profit	<u>\$ 96.8</u>	<u>\$ 92.1</u>	<u>\$ 4.7</u>	<u>5.1%</u>

See the following discussion for further detail of our individual segments.

Motion Picture

The table below sets forth Motion Picture gross contribution and segment profit for the three months ended June 30, 2024 and 2023:

	Three Months Ended June 30,		Change	
	2024	2023	Amount	Percent
(Amounts in millions)				
<u>Motion Picture Segment:</u>				
Revenue	\$ 347.3	\$ 406.5	\$ (59.2)	(14.6)%
Expenses:				
Direct operating expense	150.6	186.7	(36.1)	(19.3)%
Distribution & marketing expense	82.1	121.2	(39.1)	(32.3)%
Gross contribution	114.6	98.6	16.0	16.2%
General and administrative expenses	28.5	29.4	(0.9)	(3.1)%
Segment profit	<u>\$ 86.1</u>	<u>\$ 69.2</u>	<u>\$ 16.9</u>	<u>24.4%</u>
U.S. theatrical P&A and Premium VOD expense included in distribution and marketing expense	\$ 51.3	\$ 84.4	\$ (33.1)	(39.2)%
Direct operating expense as a percentage of revenue	43.4%	45.9%		
Gross contribution as a percentage of revenue	33.0%	24.3%		

Table of Contents

Revenue. The table below sets forth Motion Picture revenue by media and product category for the three months ended June 30, 2024 and 2023. Motion Picture revenues for the three months ended June 30, 2024 included approximately \$25.1 million of revenues from eOne.

	Three Months Ended June 30,						Total Increase (Decrease)
	2024			2023			
	Lionsgate Original Releases ⁽¹⁾	Other Film ⁽²⁾	Total	Lionsgate Original Releases ⁽¹⁾	Other Film ⁽²⁾	Total	
	(Amounts in millions)						
Motion Picture Revenue							
Theatrical	\$ 35.4	\$ 0.6	\$ 36.0	\$ 65.2	\$ 0.7	\$ 65.9	\$ (29.9)
Home Entertainment							
Digital Media	100.4	39.7	140.1	131.3	42.8	174.1	(34.0)
Packaged Media	6.6	2.6	9.2	20.8	5.1	25.9	(16.7)
Total Home Entertainment	107.0	42.3	149.3	152.1	47.9	200.0	(50.7)
Television	82.4	5.6	88.0	42.3	6.2	48.5	39.5
International	48.2	20.1	68.3	74.1	6.9	81.0	(12.7)
Other	2.7	3.0	5.7	9.7	1.4	11.1	(5.4)
	<u>\$ 275.7</u>	<u>\$ 71.6</u>	<u>\$ 347.3</u>	<u>\$ 343.4</u>	<u>\$ 63.1</u>	<u>\$ 406.5</u>	<u>\$ (59.2)</u>

- (1) **Lionsgate Original Releases:** Includes titles originally planned for a wide theatrical release by Lionsgate, including titles that have changed from a planned wide theatrical release to an initial direct-to-streaming release. These releases include films developed and produced in-house, films co-developed and co-produced and films acquired or licensed from third parties. In addition, Lionsgate Original Releases also includes multi-platform and direct-to-platform motion pictures originally released or licensed by Lionsgate, and the licensing of our original release motion picture content to other ancillary markets (location-based entertainment, games, etc.).
- (2) **Other Film:** Includes acquired and licensed brands and libraries originally released by other parties such as third-party library product, including our titles released by acquired companies prior to our acquisition of the company (i.e., Summit Entertainment library), and titles released with our equity method investees, Roadside Attractions and Pantelion Films, and other titles.

Theatrical revenue decreased \$29.9 million in the three months ended June 30, 2024 as compared to the three months ended June 30, 2023 due to a decrease of \$29.8 million from Lionsgate Original Releases due to revenue in the prior year's quarter from the fiscal 2023 theatrical slate release, *John Wick: Chapter 4*, partially offset by revenue from the release of *The Strangers: Chapter 1* in the current quarter.

Home entertainment revenue decreased \$50.7 million, or 25.4%, in the three months ended June 30, 2024, as compared to the three months ended June 30, 2023, due to lower digital media revenue of \$34.0 million and lower packaged media revenue of \$16.7 million primarily due to decreases from Lionsgate Original Releases. Digital media revenue and packaged media revenue from Lionsgate Original Releases declined \$30.9 million and \$14.2 million, respectively, due to revenue in the prior year's quarter from *John Wick: Chapter 4*, partially offset by revenue in the current quarter from *The Ministry of Ungentlemanly Warfare*.

Television revenue increased \$39.5 million, or 81.4%, in the three months ended June 30, 2024, as compared to the three months ended June 30, 2023 due to an increase from Lionsgate Original Releases of \$40.1 million due to a greater number of television windows opening in the current quarter for our theatrical slate titles, and higher revenue recognized for those titles, and in particular, *The Hunger Games: The Ballad of Songbirds & Snakes*, partially offset by a decrease from Other Film of \$0.6 million.

International revenue decreased \$12.7 million, or 15.7% in the three months ended June 30, 2024, as compared to the three months ended June 30, 2023 due to a decrease from Lionsgate Original Releases of

[Table of Contents](#)

\$25.9 million driven by revenue in the prior year's quarter for *John Wick: Chapter 4*, partially offset by an increase from Other Film of \$13.2 million from our acquired library titles.

Direct Operating Expense. The decrease in direct operating expenses is due to lower motion picture revenue in the current quarter. Direct operating expenses as a percentage of motion picture revenue decreased slightly from the prior year's quarter and is driven by the change in the mix of titles and product categories generating revenue in the current quarter as compared to the prior year's quarter. Investment in film write-downs included in Motion Picture segment direct operating expense increased to \$0.3 million in the three months ended June 30, 2024, as compared to \$0.2 million in the three months ended June 30, 2023.

Distribution and Marketing Expense. The decrease in distribution and marketing expense in the three months ended June 30, 2024 is due to lower theatrical P&A and Premium VOD expense due to lower expense associated with the theatrical slate releases in the current quarter. In the three months ended June 30, 2024 approximately \$15.1 million of P&A and Premium VOD expense was incurred in advance for films to be released in subsequent quarters, compared to approximately \$20.9 million in the three months ended June 30, 2023 in the Motion Picture segment.

Gross Contribution. Gross contribution of the Motion Picture segment for the three months ended June 30, 2024 increased as compared to the three months ended June 30, 2023 due to lower Motion Picture distribution and marketing expense and direct operating expense, partially offset by lower Motion Picture revenue.

General and Administrative Expense. General and administrative expenses of the Motion Picture segment in the three months ended June 30, 2024 decreased \$0.9 million, or 3.1%, primarily due to a decrease in professional fees.

Television Production

The table below sets forth Television Production gross contribution and segment profit for the three months ended June 30, 2024 and 2023:

	Three Months Ended June 30,		Change	
	2024	2023	Amount	Percent
Television Production Segment:				
Revenue	\$ 241.1	\$ 218.5	\$ 22.6	10.3%
Expenses:				
Direct operating expense	202.0	174.9	27.1	15.5%
Distribution & marketing expense	10.5	8.0	2.5	31.3%
Gross contribution	28.6	35.6	(7.0)	(19.7)%
General and administrative expenses	17.9	12.7	5.2	40.9%
Segment profit	<u>\$ 10.7</u>	<u>\$ 22.9</u>	<u>\$ (12.2)</u>	<u>(53.3)%</u>
Direct operating expense as a percentage of revenue	83.8%	80.0%		
Gross contribution as a percentage of revenue	11.9%	16.3%		

[Table of Contents](#)

Revenue. The table below sets forth Television Production revenue and changes in revenue by media for the three months ended June 30, 2024 and 2023. Television Production revenues for the three months ended June 30, 2024 included approximately \$76.5 million of revenues from eOne.

	Three Months Ended June 30,		Change	
	2024	2023	Amount	Percent
Television Production	(Amounts in millions)			
Television	\$ 160.2	\$ 150.0	\$ 10.2	6.8%
International	35.5	31.9	3.6	11.3%
Home Entertainment				
Digital	18.9	11.8	7.1	60.2%
Packaged Media	0.9	0.4	0.5	125.0%
Total Home Entertainment	19.8	12.2	7.6	62.3%
Other	25.6	24.4	1.2	4.9%
	<u>\$ 241.1</u>	<u>\$ 218.5</u>	<u>\$ 22.6</u>	<u>10.3%</u>

The primary component of Television Production revenue is domestic television revenue. Domestic television revenue increased in the three months ended June 30, 2024 due to an increase of approximately \$66.3 million for revenues from eOne in the current quarter, partially offset by a decrease of \$30.0 million from the licensing of fewer Starz original series to Starz Networks and a decrease from reality television programs.

International revenue in the three months ended June 30, 2024 increased \$3.6 million, or 11.3% as compared to the three months ended June 30, 2023 due to an increase of approximately \$5.4 million for revenues from eOne in the current quarter.

Home entertainment revenue in the three months ended June 30, 2024 increased \$7.6 million, or 62.3% as compared to the three months ended June 30, 2023 due to increased third-party digital media revenues.

Other revenue in the three months ended June 30, 2024 decreased \$1.2 million, or 4.9% from the three months ended June 30, 2023, and primarily reflects revenue of 3 Arts Entertainment which is generated from commissions and executive producer fees earned related to talent management.

Direct Operating Expense. Direct operating expense of the Television Production segment in the three months ended June 30, 2024 increased \$27.1 million, or 15.5%, due to the increase in Television Production revenues. Direct operating expenses as a percentage of television production revenue increased as compared to the prior year's quarter, primarily due to the mix of titles generating revenue in the current quarter as compared to the prior year's quarter. There were no investment in film and television programs write-downs included in Television Production segment direct operating expense in the three months ended June 30, 2024 and 2023.

Gross Contribution. Gross contribution of the Television Production segment for the three months ended June 30, 2024 decreased as compared to the three months ended June 30, 2023 due to higher direct operating expenses as a percentage of television production revenue, partially offset by increased television production revenue.

General and Administrative Expense. General and administrative expenses of the Television Production segment increased \$5.2 million, or 40.9%. Television Production general and administrative expenses for the three months ended June 30, 2024 included \$6.0 million from eOne.

Fiscal 2024 Compared to Fiscal 2023

Combined Results of Operations

The following table sets forth our combined results of operations for the fiscal years ended March 31, 2024 and 2023. Due to the acquisition of eOne, fiscal 2024 includes the results of operations of eOne from the acquisition date of December 27, 2023, see Note 2 to our combined financial statements for further details.

	<u>Year Ended March 31,</u>		<u>Change</u>	
	<u>2024</u>	<u>2023</u>	<u>Amount</u>	<u>Percent</u>
(Amounts in millions)				
Revenues				
Studio Business				
Motion Picture ⁽¹⁾	\$1,656.3	\$1,323.7	\$ 332.6	25.1%
Television Production ⁽²⁾	<u>1,330.1</u>	<u>1,760.1</u>	<u>(430.0)</u>	<u>(24.4)%</u>
Total revenues	2,986.4	3,083.8	(97.4)	(3.2)%
Expenses:				
Direct operating	1,886.7	2,207.9	(321.2)	(14.5)%
Distribution and marketing	462.3	304.2	158.1	52.0%
General and administration	349.2	387.0	(37.8)	(9.8)%
Depreciation and amortization	15.6	17.9	(2.3)	(12.8)%
Restructuring and other	<u>132.9</u>	<u>27.2</u>	<u>105.7</u>	<u>388.6%</u>
Total expenses	2,846.7	2,944.2	(97.5)	(3.3)%
Operating income	139.7	139.6	0.1	0.1%
Interest expense	(222.5)	(162.6)	(59.9)	36.8%
Interest and other income	19.2	6.4	12.8	200.0%
Other expense	(20.0)	(21.2)	1.2	(5.7)%
Loss on extinguishment of debt	(1.3)	(1.3)	—	— %
Gain on investments, net	3.5	44.0	(40.5)	(92.0)%
Equity interests income	<u>8.7</u>	<u>0.5</u>	<u>8.2</u>	<u>nm</u>
Income (loss) before income taxes	(72.7)	5.4	(78.1)	nm
Income tax provision	<u>(34.2)</u>	<u>(14.3)</u>	<u>(19.9)</u>	<u>139.2%</u>
Net loss	(106.9)	(8.9)	(98.0)	nm
Less: Net loss attributable to noncontrolling interests	13.4	8.6	4.8	55.8%
Net loss attributable to Parent	<u>\$ (93.5)</u>	<u>\$ (0.3)</u>	<u>\$ (93.2)</u>	<u>nm</u>

nm - Percentage not meaningful.

- (1) Motion Picture revenues for the years ended March 31, 2024 and 2023, includes \$128.2 million and \$44.2 million, respectively, of revenues from licensing Motion Picture segment product to the Starz Business.
- (2) Television Production revenues for the years ended March 31, 2024 and 2023, includes \$417.7 million and \$731.3 million, respectively, of revenues from licensing Television Production segment product to the Starz Business.

Revenues. Combined revenues decreased \$97.4 million in fiscal 2024 reflecting increased revenue in the Motion Picture segment, offset by decreased revenue in the Television Production segment.

Motion Picture revenue increased \$332.6 million in fiscal 2024 due to increased home entertainment revenue driven by *John Wick: Chapter 4* and *The Hunger Games: The Ballad of Songbirds & Snakes*, increased theatrical and international revenue primarily from *The Hunger Games: The Ballad of Songbirds & Snakes*, and higher television and other revenue. Motion Picture revenues for fiscal 2024 included approximately \$19.5 million of revenues from eOne from the acquisition date of December 27, 2023. Motion Picture revenue

[Table of Contents](#)

included \$128.2 million of revenue from licensing Motion Picture segment product to the Starz Business, representing an increase of \$84.0 million from fiscal 2023.

Television Production revenue decreased \$430.0 million due to decreased domestic television revenue from lower licensing of Starz original series to the Starz Business, and lower domestic television revenue, and decreased international, other, and home entertainment revenue. Television Production revenues for fiscal 2024 included approximately \$94.3 million of revenues from eOne from the acquisition date of December 27, 2023. Television Production revenue included \$417.7 million of revenue from licensing Television Production segment product to the Starz Business, representing a decrease of \$313.6 million from fiscal 2023.

See further discussion in the Segment Results of Operations section below.

Direct Operating Expenses. Direct operating expenses by segment and outside our segments were as follows for the fiscal years ended March 31, 2024 and 2023:

	Year Ended March 31,				Change	
	2024		2023		Amount	Percent
	Amount	% of Segment Revenues	Amount	% of Segment Revenues		
(Amounts in millions)						
Direct operating expenses						
Motion Picture	\$ 796.0	48.1%	\$ 666.5	50.4%	\$ 129.5	19.4%
Television Production	1,090.1	82.0	1,541.5	87.6	(451.4)	(29.3)%
COVID-19 related charges (benefit)	(0.9)	nm	(8.9)	nm	8.0	(89.9)%
Other	1.5	nm	8.8	nm	(7.3)	(83.0)%
	<u>\$1,886.7</u>	63.2%	<u>\$2,207.9</u>	71.6%	<u>\$(321.2)</u>	<u>(14.5)%</u>

nm - Percentage not meaningful.

Direct operating expenses decreased in fiscal 2024, due to lower direct operating expenses of the Television Production segment due to lower revenues from Television Production, partially offset by higher direct operating expenses of the Motion Picture segment due to higher Motion Picture revenues. See further discussion in the Segment Results of Operations section below.

COVID-19 Related Charges (Benefit). In fiscal 2024, direct operating expense included a benefit of \$0.9 million, reflecting COVID related costs net of insurance recoveries of \$1.0 million (fiscal 2023 - benefit of \$8.9 million, net of insurance recoveries of \$8.4 million). Direct operating expenses related to the COVID-19 global pandemic have been declining and are expected to continue to decline as the severity of the COVID-19 global pandemic continues to lessen.

Other. Other direct operating expense includes certain other development costs written off, and in fiscal 2023, other direct operating expenses also includes approximately \$7.2 million in development costs written off in connection with certain management changes and changes in the theatrical marketplace in the Motion Picture segment, as a result of changes in strategy across its theatrical slate. These charges are excluded from segment operating results but included in direct operating expense in the combined statement of operations and reflected in the "other" line item above.

[Table of Contents](#)

Distribution and Marketing Expenses. Distribution and marketing expenses by segment and outside our segments were as follows for the fiscal years ended March 31, 2024 and 2023:

	Year Ended March 31,		Change	
	2024	2023	Amount	Percent
	(Amounts in millions)			
Distribution and marketing expenses				
Motion Picture	\$427.0	\$270.9	\$156.1	57.6%
Television Production	35.3	33.3	2.0	6.0%
	<u>\$462.3</u>	<u>\$304.2</u>	<u>\$158.1</u>	<u>52.0%</u>
U.S. theatrical P&A and Premium VOD expense included in Motion Picture distribution and marketing expense	<u>\$277.7</u>	<u>\$149.8</u>	<u>\$127.9</u>	<u>85.4%</u>

Distribution and marketing expenses increased in fiscal 2024 primarily reflects greater Motion Picture theatrical P&A and Premium VOD expense associated with the theatrical slate releases in fiscal 2024. See further discussion in the Segment Results of Operations section below.

General and Administrative Expenses. General and administrative expenses by segment and outside our segments were as follows for the fiscal years ended March 31, 2024 and 2023:

	Year Ended March 31,		Change	
	2024	% of Revenues	2023	% of Revenues
	(Amounts in millions)			
General and administrative expenses				
Motion Picture	\$113.9		\$109.8	\$ 4.1 3.7%
Television Production	57.9		51.9	6.0 11.6%
Corporate allocations from Lionsgate, excluding allocation of share-based compensation expense	110.6		100.9	9.7 9.6%
Share-based compensation expense	54.8		69.2	(14.4) (20.8)%
Purchase accounting and related adjustments	12.0		55.2	(43.2) (78.3)%
Total general and administrative expenses	<u>\$349.2</u>	11.7%	<u>\$387.0</u>	12.5% <u>\$ (37.8) (9.8)%</u>

General and administrative expenses decreased in fiscal 2024, resulting from decreased purchase accounting and related adjustments and share-based compensation expense, partially offset by increased Television Production, Corporate and Motion Picture general and administrative expenses. Studio Business general and administrative expenses for fiscal 2024 included approximately \$7.5 million from eOne from the acquisition date of December 27, 2023. See further discussion in the Segment Results of Operations section below.

As discussed in *Components of Results of Operations*, for purposes of preparing the combined financial statements on a carve-out basis, the Company has been allocated a portion of Lionsgate's total corporate expenses which are included in general and administrative expenses. Corporate general and administrative expenses increased approximately \$9.7 million, or 9.6%, primarily due to an increase in incentive based compensation and approximately \$4.0 million allocated corporate general and administrative expenses from eOne from the acquisition date of December 27, 2023. Allocations of expenses from Lionsgate are not necessarily indicative of future expenses and do not necessarily reflect results that would have been achieved as an independent, publicly traded company for the periods presented.

Certain of our employees participate in the share-based compensation plans sponsored by Lionsgate. The decrease in share-based compensation expense included in general and administrative expense in fiscal 2024, as

[Table of Contents](#)

compared to fiscal 2023 is primarily due to a decrease in the number of share-based payment awards incurring expense in fiscal 2024 as compared to fiscal 2023 and a decrease in the allocation of Lionsgate corporate and shared employee share-based compensation expense. The following table presents share-based compensation expense by financial statement line item:

	Year Ended March 31,	
	2024	2023
	(Amounts in millions)	
Share-based compensation is comprised of:		
Studio employee share-based compensation expense	\$ 39.8	\$ 42.5
Allocation of Lionsgate corporate and shared employee share-based compensation expense	15.0	26.7
Total share-based compensation included in general and administrative expense	54.8	69.2
Restructuring and other ⁽¹⁾	7.7	4.2
Total share-based compensation expense	<u>\$ 62.5</u>	<u>\$ 73.4</u>

- (1) Represents share-based compensation expense included in restructuring and other expenses reflecting the impact of the acceleration of vesting schedules for equity awards pursuant to certain severance arrangements.

Purchase accounting and related adjustments include the expense associated with the noncontrolling equity interests in the distributable earnings related to 3 Arts Entertainment, and the non-cash charges for the accretion of the noncontrolling interest discount and the amortization of the recoupable portion of the purchase price related to 3 Arts Entertainment, all of which are accounted for as compensation and are included in general and administrative expense. The noncontrolling equity interests in the distributable earnings of 3 Arts Entertainment are reflected as an expense rather than noncontrolling interest in the combined statement of operations due to the relationship to continued employment. Purchase accounting and related adjustments decreased \$43.2 million, or 78.3%, primarily due to lower noncontrolling equity interests in the distributable earnings related to 3 Arts Entertainment of \$23.5 million associated with decreased earnings of 3 Arts Entertainment in fiscal 2024 due to production delays as a result of the industry strikes, and a lower noncontrolling interest ownership percentage a result of our acquisition of an additional interest in 3 Arts Entertainment (see Note 11 to our combined financial statements). In addition, purchase accounting and related adjustments decreased due to lower noncontrolling interest discount amortization of \$13.2 million, and decreased amortization of the recoupable portion of the purchase price of 3 Arts Entertainment of \$6.4 million, due to the amortization periods ending in November 2022 and May 2023, respectively.

Depreciation and Amortization Expense. Depreciation and amortization of \$15.6 million for fiscal 2024 was comparable to depreciation and amortization of \$17.9 million in fiscal 2023.

[Table of Contents](#)

Restructuring and Other. Restructuring and other increased \$105.7 million in fiscal 2024 as compared to fiscal 2023, and includes restructuring and severance costs, certain transaction and other costs, and certain unusual items, when applicable. Restructuring and other costs were as follows for the fiscal years ended March 31, 2024 and 2023 (see Note 15 to our audited combined financial statements):

	Year Ended March 31,		Change	
	2024	2023	Amount	Percent
	(Amounts in millions)			
Restructuring and other:				
Content and other impairments ⁽¹⁾	\$ 12.8	\$ 5.9	\$ 6.9	116.9%
Severance ⁽²⁾				
Cash	27.5	10.8	16.7	154.6%
Accelerated vesting on equity awards (see Note 13 to our audited combined financial statements)	7.7	4.2	3.5	83.3%
Total severance costs	35.2	15.0	20.2	134.7%
COVID-19 related charges	—	0.1	(0.1)	(100.0)%
Transaction and other costs ⁽³⁾	84.9	6.2	78.7	nm
	<u>\$132.9</u>	<u>\$27.2</u>	<u>\$105.7</u>	<u>nm</u>

nm - Percentage not meaningful.

- (1) Amounts in the fiscal year ended March 31, 2024 represent development costs written off in connection with changes in strategy in the Television Production segment as a result of the acquisition of eOne. Amounts in the fiscal year ended March 31, 2023 include an impairment of an operating lease right-of-use asset related to the Studio Business and corporate facilities amounting to \$5.8 million associated with a portion of a facility lease that will no longer be utilized by the Company.
- (2) Severance costs were primarily related to restructuring activities and other cost-saving initiatives. In the fiscal year ended March 31, 2024, amounts were due to restructuring activities including integration of the acquisition of eOne and our Motion Picture and Television Production segments.
- (3) Amounts in the fiscal years ended March 31, 2024 and 2023 reflect transaction, integration and legal costs associated with certain strategic transactions, and restructuring activities and also include costs and benefits associated with legal and other matters. In fiscal 2024, these amounts include \$49.2 million associated with the acquisition of additional interest in 3 Arts Entertainment. Due to the new arrangement representing a modification of terms of the compensation element under the previous arrangement which resulted in the reclassification of the equity award to a liability award, the Company recognized incremental compensation expense of \$49.2 million, representing the excess of the fair value of the modified award over amounts previously expensed. See Note 11 to our combined financial statements for further information. In addition, transaction and other costs in fiscal 2024 includes approximately \$16.6 million of a loss associated with a theft at a production of a 51% owned consolidated entity. The Company expects to recover a portion of this amount under its insurance coverage and from the noncontrolling interest holders of this entity. The remaining amounts in fiscal 2024 primarily represent acquisition and integration costs related to the acquisition of eOne, and costs associated with the completion of the separation of the Starz Business.

[Table of Contents](#)

Interest Expense. Interest expense of \$222.5 million in fiscal 2024, increased \$59.9 million from fiscal 2023 due to higher average interest rates and balances on variable rate corporate debt and film related obligations, partially offset by a larger benefit from the interest rate swaps. The following table sets forth the components of interest expense for the fiscal years ended March 31, 2024 and 2023:

	Year Ended March 31,	
	2024	2023
Interest Expense		
Cash Based:		
Revolving Credit Facility	\$ 43.0	\$ 12.9
Term loans	90.6	63.0
Other ⁽¹⁾	63.8	64.9
	<u>197.4</u>	<u>140.8</u>
Amortization of debt issuance costs and other non-cash interest ⁽²⁾	25.1	21.8
Total interest expense	<u>\$ 222.5</u>	<u>\$ 162.6</u>

- (1) Other interest expense includes payments associated with certain film related obligations (Production Tax Credit Facility, IP Credit Facility, Backlog Facility and other, see Note 8 to our audited combined financial statements), and payments and receipts associated with the Company's interest rate swaps (see Note 18 to our audited combined financial statements).
- (2) Amounts include the amortization of unrealized losses in accumulated other comprehensive income (loss) related to de-designated interest rate swaps which are being amortized to interest expense (see Note 18 to our audited combined financial statements).

Interest and Other Income. Interest and other income of \$19.2 million for the fiscal year ended March 31, 2024 increased as compared to interest and other income of \$6.4 million for the fiscal year ended March 31, 2023, due to certain insurance recoveries in fiscal 2024.

Other Expense. Other expense of \$20.0 million for fiscal 2024 decreased as compared to other expense of \$21.2 million for fiscal 2023, and represented the loss recorded related to our monetization of accounts receivable programs (see Note 19 to our audited combined financial statements).

Loss on Extinguishment of Debt. Loss on extinguishment of debt of \$1.3 million for fiscal 2024 is due to the write-off of issuance costs associated with the early prepayment of certain production loans.

In fiscal 2023, loss on extinguishment of debt of \$1.3 million related to the write-off of debt issuance costs associated with the voluntary prepayment of the entire outstanding amount of Term Loan A due March 22, 2023.

Gain on Investments, net. Gain on investments, net, was \$3.5 million for fiscal 2024, as compared to gain on investments, net of \$44.0 million for fiscal 2023 which primarily represented a gain associated with the sale of a portion of our ownership interest in STARZPLAY Arabia.

Equity Interests Income. Equity interests income of \$8.7 million in fiscal 2024 increased from equity interests income of \$0.5 million in fiscal 2023 due to higher income generated by our equity method investees.

Income Tax Provision. On a standalone entity basis for purposes of these carve-out financial statements, we had an income tax provision of \$34.2 million in fiscal 2024, compared to an income tax provision of \$14.3 million in fiscal 2023. Our income tax provision differs from the federal statutory rate multiplied by pre-tax income (loss) due to the mix of our pre-tax income (loss) generated across the various jurisdictions in which we operate, changes in the valuation allowance against our deferred tax assets, and certain minimum taxes and foreign withholding taxes.

[Table of Contents](#)

As computed on a separate return basis, with the combined historical results of the Studio Business presented on a managed basis as discussed in *Basis of Presentation*, at March 31, 2024, we had state net operating loss carryforwards of approximately \$251.6 million which expire in varying amounts beginning in 2025, Canada net operating loss carryforwards of approximately \$359.6 million which expire in varying amounts beginning in 2036, Spain net operating loss carryforwards of approximately \$96.1 million which expire in varying amounts beginning in 2036, and U.K. net operating loss carryforwards of approximately \$95.1 million with no expiration. However, under the managed basis of presentation of the Studio Business, the combined historical results exclude certain deductions and other items and therefore, for purposes of these combined financial statements, these items are not reflected in the calculations of net operating loss carryforwards of the Studio Business. Following the Business Combination, through a tax sharing arrangement with Lionsgate, a substantial portion of Lionsgate's federal net operating loss carryforwards of \$1.3 billion and state net operating loss carryforwards of \$1.2 billion as of March 31, 2024, are expected to be retained by the Studio Business. In addition, a substantial portion of Lionsgate's U.S. tax credits on foreign taxes paid, amounting to \$64.9 million as of March 31, 2024, are expected to be retained by the Studio Business. Lionsgate net operating loss carryforwards currently have a significant valuation allowance and the Studio Business would need to assess the need for a valuation allowance post Business Combination.

Net Loss attributable to Parent. Net loss attributable to Parent for the fiscal year ended March 31, 2024 was \$93.5 million or basic and diluted net loss per common share of \$0.42 on 253.4 million weighted average common shares outstanding. This compares to net loss attributable to Parent for the fiscal year ended March 31, 2023 of \$0.3 million or basic and diluted net loss per common share of \$0.00 on 253.4 million weighted average common shares outstanding.

Segment Results of Operations and Non-GAAP Measures

See introduction to this section above under “Three Months Ended June 30, 2024 Compared to Three Months Ended June 30, 2023- Segment Results of Operations and Non-GAAP Measures” for further information regarding the Company's segment profit disclosures and related non-GAAP measures.

The following table reconciles the GAAP measure, operating income, to the non-GAAP measure, total segment profit, for the fiscal years ended March 31, 2024 and 2023. In addition, each of segment direct operating expense, distribution and marketing expense and general and administrative expense is reconciled to the respective line items presented in the GAAP-based statement of operations in the preceding section of the *Management's Discussion and Analysis of Financial Condition and Results of Operations of Lionsgate Studios Corp.* which discusses combined results of operations.

	Year Ended March 31,		Change	
	2024	2023	Amount	Percent
Operating income	\$ 139.7	\$ 139.6	\$ 0.1	0.1%
Corporate general and administrative expense allocations from Lionsgate, excluding allocation of share-based compensation expense	110.6	100.9	9.7	9.6%
Adjusted depreciation and amortization	10.5	12.2	(1.7)	(13.9)%
Restructuring and other	132.9	27.2	105.7	388.6%
COVID-19 related charges (benefit)	(0.9)	(8.9)	8.0	(89.9)%
Content charges	1.5	8.1	(6.6)	(81.5)%
Adjusted share-based compensation expense	54.8	69.2	(14.4)	(20.8)%
Purchase accounting and related adjustments	17.1	61.6	(44.5)	(72.2)%
Total segment profit	<u>\$ 466.2</u>	<u>\$ 409.9</u>	<u>\$ 56.3</u>	<u>13.7%</u>

[Table of Contents](#)

See Note 16 to our combined financial statements for further information on the reconciling line items above, and for reconciliations of depreciation and amortization and share-based compensation expense as presented on our combined statements of operations to adjusted depreciation and amortization and adjusted share-based compensation expense, respectively, as presented in the line items above.

The table below sets forth the revenues and segment profit by segment:

	<u>Year Ended March 31,</u>		<u>Change</u>	
	<u>2024</u>	<u>2023</u>	<u>Amount</u>	<u>Percent</u>
	<u>(Amounts in millions)</u>			
Revenue				
Motion Picture	\$1,656.3	\$1,323.7	\$ 332.6	25.1%
Television Production	1,330.1	1,760.1	(430.0)	(24.4)%
	<u>\$2,986.4</u>	<u>\$3,083.8</u>	<u>\$ (97.4)</u>	<u>(3.2)%</u>
Segment Profit				
Motion Picture	\$ 319.4	\$ 276.5	\$ 42.9	15.5%
Television Production	146.8	133.4	13.4	10.0%
Total Segment Profit	<u>\$ 466.2</u>	<u>\$ 409.9</u>	<u>\$ 56.3</u>	<u>13.7%</u>

See the following discussion for further detail of our individual segments.

Motion Picture

The table below sets forth Motion Picture gross contribution and segment profit for the fiscal years ended March 31, 2024 and 2023:

	<u>Year Ended March 31,</u>		<u>Change</u>	
	<u>2024</u>	<u>2023</u>	<u>Amount</u>	<u>Percent</u>
	<u>(Amounts in millions)</u>			
Motion Picture Segment:				
Revenue	\$1,656.3	\$1,323.7	\$332.6	25.1%
Expenses:				
Direct operating expense	796.0	666.5	129.5	19.4%
Distribution & marketing expense	427.0	270.9	156.1	57.6%
Gross contribution	433.3	386.3	47.0	12.2%
General and administrative expenses	113.9	109.8	4.1	3.7%
Segment profit	<u>\$ 319.4</u>	<u>\$ 276.5</u>	<u>\$ 42.9</u>	<u>15.5%</u>
U.S. theatrical P&A and Premium VOD expense included in distribution and marketing expense	\$ 277.7	\$ 149.8	\$ 127.9	85.4%
Direct operating expense as a percentage of revenue	48.1%	50.4%		
Gross contribution as a percentage of revenue	26.2%	29.2%		

Table of Contents

Revenue. The table below sets forth Motion Picture revenue by media and product category for the fiscal years ended March 31, 2024 and 2023. Motion Picture revenues for fiscal 2024 included approximately \$19.5 million of revenues from eOne from the acquisition date of December 27, 2023.

	Year Ended March 31,						Total Increase (Decrease)
	2024			2023			
	Lionsgate Original Releases ⁽¹⁾	Other Film ⁽²⁾	Total	Lionsgate Original Releases ⁽¹⁾	Other Film ⁽²⁾	Total	
	(Amounts in millions)						
Motion Picture Revenue							
Theatrical	\$ 222.4	\$ 4.1	\$ 226.5	\$ 115.6	\$ 5.1	\$ 120.7	\$ 105.8
Home Entertainment							
Digital Media	459.7	192.6	652.3	354.7	172.8	527.5	124.8
Packaged Media	57.3	26.7	84.0	35.8	34.7	70.5	13.5
Total Home Entertainment	517.0	219.3	736.3	390.5	207.5	598.0	138.3
Television	240.5	33.9	274.4	173.8	44.0	217.8	56.6
International	332.9	58.1	391.0	298.7	66.3	365.0	26.0
Other	19.8	8.3	28.1	15.1	7.1	22.2	5.9
	<u>\$1,332.6</u>	<u>\$323.7</u>	<u>\$1,656.3</u>	<u>\$993.7</u>	<u>\$330.0</u>	<u>\$1,323.7</u>	<u>\$332.6</u>

- Lionsgate Original Releases:** Includes titles originally planned for a wide theatrical release by Lionsgate, including titles that have changed from a planned wide theatrical release to an initial direct-to-streaming release. These releases include films developed and produced in-house, films co-developed and co-produced and films acquired or licensed from third parties. In addition, Lionsgate Original Releases also includes multi-platform and direct-to-platform motion pictures originally released or licensed by Lionsgate, and the licensing of our original release motion picture content to other ancillary markets (location-based entertainment, games, etc.).
- Other Film:** Includes acquired and licensed brands and libraries originally released by other parties such as third-party library product, including our titles released by acquired companies prior to our acquisition of the company (i.e., Summit Entertainment library), and titles released with our equity method investees, Roadside Attractions and Pantelion Films, and other titles.

Theatrical revenue increased \$105.8 million in fiscal 2024, as compared to fiscal 2023, due to an increase of \$106.8 million from Lionsgate Original Releases driven by the performance of our fiscal 2024 theatrical slate, and in particular, *The Hunger Games: The Ballad of Songbirds & Snakes*, and to a lesser extent, *Saw X*. The increase was also, to a lesser extent, due to a greater number of theatrical slate releases in fiscal 2024 as compared to fiscal 2023.

Home entertainment revenue increased \$138.3 million, or 23.1%, in fiscal 2024, as compared to fiscal 2023, due to higher digital media revenue of \$124.8 million. The increase in digital media revenue was due to an increase from Lionsgate Original Releases of \$105.0 million due to revenues from *John Wick: Chapter 4* (fiscal 2023 theatrical slate title), *The Hunger Games: The Ballad of Songbirds & Snakes* and previous *Hunger Games* titles, and to a lesser extent, from a greater number of fiscal 2024 theatrical slate titles released on home entertainment digital media in fiscal 2024 as compared to fiscal 2023. The increase in digital media revenue was also due to an increase from Other Film of \$19.8 million from our acquired library titles.

Television revenue increased \$56.6 million, or 26.0%, in fiscal 2024, as compared to fiscal 2023, due to an increase from Lionsgate Original Releases of \$66.7 million due to a greater number of television windows opening from our fiscal 2024 and fiscal 2023 theatrical slates than from our fiscal 2023 and fiscal 2022 theatrical slates in the prior fiscal year, and higher revenue recognized for those titles, and in particular, *John Wick: Chapter 4*, partially offset by a decrease from Other Film of \$10.1 million primarily from our acquired library titles.

[Table of Contents](#)

International revenue increased \$26.0 million, or 7.1%, in fiscal 2024, as compared to fiscal 2023 due to an increase from Lionsgate Original Releases of \$34.2 million driven by higher revenue generated from our fiscal 2024 and fiscal 2023 theatrical slate titles, and in particular, *The Hunger Games: The Ballad of Songbirds & Snakes*, as compared to the revenue generated from our fiscal 2023 and fiscal 2022 theatrical slate titles in the prior fiscal year, partially offset by a lower revenue from direct-to-platform and multi-platform releases. The increase in Lionsgate Original Releases was partially offset by a decrease from Other Film of \$8.0 million from our acquired library titles.

Direct Operating Expense. The increase in direct operating expenses is due to higher motion picture revenue in fiscal 2024. Direct operating expenses as a percentage of motion picture revenue decreased slightly and is driven by the change in the mix of titles and product categories generating revenue in fiscal 2024 as compared to fiscal 2023, in particular the lower amortization rate of our fiscal 2024 theatrical slate as compared to our fiscal 2023 theatrical slate. Investment in film write-downs included in Motion Picture segment direct operating expense in fiscal 2024 were \$34.6 million, as compared to \$6.2 million in fiscal 2023.

Distribution and Marketing Expense. The increase in distribution and marketing expense in fiscal 2024 is due primarily to higher theatrical P&A and Premium VOD expense associated with the theatrical slate releases in fiscal 2024. In the fiscal year ended March 31, 2024 approximately \$26.2 million of P&A and Premium VOD expense was incurred in advance for films to be released in subsequent quarters, compared to approximately \$23.2 million in the fiscal year ended March 31, 2023. We expect Motion Picture distribution and marketing expense in fiscal 2025 to decrease as compared to fiscal 2024.

Gross Contribution. Gross contribution of the Motion Picture segment for fiscal 2024 increased \$47.0 million, or 12.2%, as compared to fiscal 2023 due to higher Motion Picture revenue, partially offset by higher distribution and marketing expense and direct operating expense.

General and Administrative Expense. General and administrative expenses of the Motion Picture segment increased \$4.1 million, or 3.7%, primarily due to an increase in incentive based compensation.

Television Production

The table below sets forth Television Production gross contribution and segment profit for the fiscal years ended March 31, 2024 and 2023:

	Year Ended March 31,		Increase (Decrease)	
	2024	2023	Amount	Percent
	(Amounts in millions)			
Television Production Segment:				
Revenue	\$1,330.1	\$1,760.1	\$(430.0)	(24.4)%
Expenses:				
Direct operating expense	1,090.1	1,541.5	(451.4)	(29.3)%
Distribution & marketing expense	35.3	33.3	2.0	6.0%
Gross contribution	204.7	185.3	19.4	10.5%
General and administrative expenses	57.9	51.9	6.0	11.6%
Segment profit	<u>\$ 146.8</u>	<u>\$ 133.4</u>	<u>\$ 13.4</u>	<u>10.0%</u>
Direct operating expense as a percentage of revenue	82.0%	87.6%		
Gross contribution as a percentage of revenue	15.4%	10.5%		

[Table of Contents](#)

Revenue. The table below sets forth Television Production revenue and changes in revenue by media for the fiscal years ended March 31, 2024 and 2023. Television Production revenues for fiscal 2024 included approximately \$94.3 million of revenues from eOne from the acquisition date of December 27, 2023.

	Year Ended March 31,		Change	
	2024	2023	Amount	Percent
Television Production	(Amounts in millions)			
Television	\$ 788.5	\$1,144.3	\$(355.8)	(31.1)%
International	228.8	277.7	(48.9)	(17.6)%
Home Entertainment				
Digital	240.6	241.7	(1.1)	(0.5)%
Packaged Media	2.0	3.3	(1.3)	(39.4)%
Total Home Entertainment	242.6	245.0	(2.4)	(1.0)%
Other	70.2	93.1	(22.9)	(24.6)%
	<u>\$1,330.1</u>	<u>\$1,760.1</u>	<u>\$(430.0)</u>	<u>(24.4)%</u>

The primary component of Television Production revenue is domestic television revenue. Domestic television revenue decreased \$355.8 million, or 31.1% in fiscal 2024 as compared to fiscal 2023, due to a decrease of \$243.4 million from revenues from the licensing of fewer Starz original series to Starz Networks, and lower third-party revenue from fewer television episodes delivered, which were unfavorably impacted by the WGA and SAG-AFTRA strikes. These decreases in domestic television revenue were partially offset by an increase of approximately \$83.2 million for revenues from eOne from the acquisition date of December 27, 2023.

International revenue in fiscal 2024 decreased \$48.9 million, or 17.6%, as compared to fiscal 2023, due to a decrease of \$90.6 million from revenues from the licensing of fewer Starz original series to the Starz Business, partially offset by an increase from third-party revenue, which included significant revenue from *The Continental - Season 1*, and an increase of approximately \$7.7 million for revenues from eOne from the acquisition date of December 27, 2023.

Home entertainment revenue in fiscal 2024 was comparable to fiscal 2023.

Other revenue in fiscal 2024 decreased \$22.9 million, or 24.6% as compared to fiscal 2023, and primarily reflects lower revenue of 3 Arts Entertainment which is generated from commissions and executive producer fees earned related to talent management and was unfavorably impacted by the WGA and SAG-AFTRA strikes.

Direct Operating Expense. Direct operating expense of the Television Production segment in fiscal 2024 decreased \$451.4 million, or 29.3%, due to the decrease in Television Production revenues. Direct operating expenses as a percentage of television production revenue decreased as compared to fiscal 2023, primarily due to the mix of titles generating revenue in fiscal 2024 as compared to fiscal 2023, and in particular, fiscal 2024 included significant revenue from *The Continental* which has a lower amortization rate as compared to the titles generating revenue in fiscal 2023. Investment in film and television programs write-downs included in Television Production segment direct operating expense in fiscal 2024 were \$8.4 million as compared to \$4.6 million in fiscal 2023.

Gross Contribution. Gross contribution of the Television Production segment for fiscal 2024 increased by \$19.4 million as compared to fiscal 2023 due to lower television production revenue, which was more than offset by lower direct operating expenses as a percentage of television production revenue.

General and Administrative Expense. General and administrative expenses of the Television Production segment increased \$6.0 million, or 11.6%. Television Production general and administrative expenses for fiscal 2024 included \$6.0 million from eOne from the acquisition date of December 27, 2023.

Fiscal 2023 Compared to Fiscal 2022

Combined Results of Operations

The following table sets forth our combined results of operations for the fiscal years ended March 31, 2023 and 2022.

	Year Ended March 31,		Change	
	2023	2022	Amount	Percent
(Amounts in millions)				
Revenues				
Studio Business				
Motion Picture ⁽¹⁾	\$1,323.7	\$1,185.3	\$ 138.4	11.7%
Television Production ⁽²⁾	1,760.1	1,531.0	229.1	15.0%
Total revenues	3,083.8	2,716.3	367.5	13.5%
Expenses:				
Direct operating	2,207.9	1,922.1	285.8	14.9%
Distribution and marketing	304.2	315.2	(11.0)	(3.5)%
General and administration	387.0	342.7	44.3	12.9%
Depreciation and amortization	17.9	18.1	(0.2)	(1.1)%
Restructuring and other	27.2	6.3	20.9	nm
Total expenses	2,944.2	2,604.4	339.8	13.0%
Operating income	139.6	111.9	27.7	24.8%
Interest expense	(162.6)	(115.0)	(47.6)	41.4%
Interest and other income	6.4	28.0	(21.6)	(77.1)%
Other expense	(21.2)	(8.6)	(12.6)	146.5%
Loss on extinguishment of debt	(1.3)	(3.4)	2.1	(61.8)%
Gain on investments, net	44.0	1.3	42.7	nm
Equity interests income (loss)	0.5	(3.0)	3.5	(116.7)%
Income before income taxes	5.4	11.2	(5.8)	(51.8)%
Income tax provision	(14.3)	(17.3)	3.0	(17.3)%
Net loss	(8.9)	(6.1)	(2.8)	45.9%
Less: Net loss attributable to noncontrolling interests	8.6	17.2	(8.6)	(50.0)%
Net income (loss) attributable to Parent	\$ (0.3)	\$ 11.1	\$ (11.4)	(102.7)%

nm - Percentage not meaningful.

- (1) Motion Picture revenues for the years ended March 31, 2023 and 2022, includes \$44.2 million and \$38.0 million, respectively, of revenues from licensing Motion Picture segment product to the Starz Business.
- (2) Television Production revenues for the years ended March 31, 2023 and 2022, includes \$731.3 million and \$610.2 million, respectively, of revenues from licensing Television Production segment product to the Starz Business.

Revenues. Combined revenues increased \$367.5 million in fiscal 2023 reflecting increased revenue in the Motion Picture and Television Production segment.

Motion Picture revenue increased \$138.4 million in fiscal 2023 due to higher international, theatrical, digital media home entertainment, and other revenue, partially offset by lower packaged media home entertainment and television revenue. Motion Picture revenue included \$44.2 million of revenue from licensing Motion Picture segment product to the Starz Business, representing an increase of \$6.2 million from fiscal 2022.

[Table of Contents](#)

Television Production revenue increased \$229.1 million, due to increased digital home entertainment revenue, increased domestic television revenue from the licensing of Starz original series to the Starz Business, and increased international and other revenue. Television Production revenue included \$731.3 million of revenue from licensing Television Production segment product to the Starz Business, representing an increase of \$121.1 million from fiscal 2022.

See further discussion in the Segment Results of Operations section below.

Direct Operating Expenses. Direct operating expenses by segment and outside our segments were as follows for the fiscal years ended March 31, 2023 and 2022:

	Year Ended March 31,				Change	
	2023		2022		Amount	Percent
	Amount	% of Segment Revenues	Amount	% of Segment Revenues		
(Amounts in millions)						
Direct operating expenses						
Motion Picture	\$ 666.5	50.4%	\$ 547.1	46.2%	\$ 119.4	21.8%
Television Production	1,541.5	87.6%	1,373.9	89.7%	167.6	12.2%
COVID-19 related benefit	(8.9)	nm	(5.2)	nm	(3.7)	71.2%
Other	8.8	nm	6.3	nm	2.5	39.7%
	<u>\$2,207.9</u>	71.6%	<u>\$1,922.1</u>	70.8%	<u>\$285.8</u>	<u>14.9%</u>

nm - Percentage not meaningful.

Direct operating expenses increased in fiscal 2023, due to higher Television Production and Motion Picture revenue and slightly higher other direct operating expense, partially offset by a slight increase in COVID-19 related benefit resulting from insurance and bad debt recoveries (as further described below). See further discussion in the Segment Results of Operations section below.

COVID-19 Related Charges (Benefit). We incurred certain incremental costs associated with the COVID-19 pandemic. In fiscal 2023, direct operating expense included a benefit of \$8.9 million, net of insurance recoveries of \$8.4 million (fiscal 2022 - benefit of \$5.2 million, net of insurance recoveries of \$15.6 million). The fiscal 2023 benefit also included bad debt recoveries.

Other. In fiscal 2023, other direct operating expenses includes approximately \$7.2 million in development costs written off in connection with certain management changes and changes in the theatrical marketplace in the Motion Picture segment, as a result of changes in strategy across its theatrical slate, with the remaining amount reflecting other corporate development costs written off.

In fiscal 2022, other direct operating expenses includes \$5.9 million representing charges related to Russia's invasion of Ukraine, primarily related to bad debt reserves for accounts receivable from customers in Russia, which are excluded from segment operating results but included in direct operating expense in the combined statements of operations.

In addition, the remaining amounts of "other" direct operating expenses in the table above consists of the amortization of the non-cash fair value adjustments on film and television assets associated with the application of purchase accounting related to recent acquisitions.

[Table of Contents](#)

Distribution and Marketing Expenses. Distribution and marketing expenses by segment and outside our segments were as follows for the fiscal years ended March 31, 2023 and 2022:

	Year Ended March 31,		Change	
	2023	2022	Amount	Percent
	(Amounts in millions)			
Distribution and marketing expenses				
Motion Picture	\$ 270.9	\$ 282.2	\$ (11.3)	(4.0)%
Television Production	33.3	33.0	0.3	0.9%
	<u>\$ 304.2</u>	<u>\$ 315.2</u>	<u>\$ (11.0)</u>	<u>(3.5)%</u>
U.S. theatrical P&A and Premium VOD expense included in Motion Picture distribution and marketing expense	<u>\$ 149.8</u>	<u>\$ 153.3</u>	<u>(3.5)</u>	<u>(2.3)%</u>

Distribution and marketing expenses decreased in fiscal 2023 primarily due to lower Motion Picture home entertainment distribution and marketing expense and slightly lower Motion Picture theatrical P&A and Premium VOD expense. See further discussion in the Segment Results of Operations section below.

General and Administrative Expenses. General and administrative expenses by segment and outside our segments were as follows for the fiscal years ended March 31, 2023 and 2022:

	Year Ended March 31,		Change	
	2023	% of Revenues	2022	% of Revenues
	(Amounts in millions)			
General and administrative expenses				
Motion Picture	\$109.8		\$ 93.1	
Television Production	51.9		40.2	
Corporate allocations from Lionsgate, excluding allocation of share-based compensation expense	100.9		80.0	
Share-based compensation expense	69.2		70.2	
Purchase accounting and related adjustments	55.2		59.2	
Total general and administrative expenses	<u>\$387.0</u>	12.5%	<u>\$342.7</u>	12.6%
			<u>\$ 44.3</u>	<u>12.9%</u>

General and administrative expenses increased in fiscal 2023, resulting from increases in Corporate, Motion Picture and Television Production general and administrative expenses, partially offset by decreased purchase accounting and related adjustments and share-based compensation expense. See further discussion in the Segment Results of Operations section below.

As discussed in Components of Results of Operations, for purposes of preparing the combined financial statements on a carve-out basis, the Company has been allocated a portion of Lionsgate's total corporate expenses which are included in general and administrative expenses. Corporate general and administrative expenses increased \$20.9 million, or 26.1%, primarily due to an increase in incentive based compensation. Allocations of expenses from Lionsgate are not necessarily indicative of future expenses and do not necessarily reflect results that would have been achieved as an independent, publicly traded company for the periods presented.

Certain of our employees participate in the share-based compensation plans sponsored by Lionsgate. The decrease in share-based compensation expense included in general and administrative expense in the fiscal year ended March 31, 2023, as compared to the fiscal year ended March 31, 2022 is primarily due to a decrease in the

[Table of Contents](#)

number of share-based payment awards incurring expense in fiscal 2023 as compared to fiscal 2022, partially offset by an increase in the allocation of Lionsgate corporate and shared employee share-based compensation expense. The following table presents share-based compensation expense by financial statement line item:

	Year Ended March 31,	
	2023	2022
Share-based compensation is comprised of:		
Studio employee share-based compensation expense	\$ 42.5	\$ 50.6
Allocation of Lionsgate corporate and shared employee share-based compensation expense	26.7	19.6
Total share-based compensation included in general and administrative expense	69.2	70.2
Restructuring and other ⁽¹⁾	4.2	—
Total share-based compensation expense	<u>\$ 73.4</u>	<u>\$ 70.2</u>

- (1) Represents share-based compensation expense included in restructuring and other expenses reflecting the impact of the acceleration of certain vesting schedules for equity awards pursuant to certain severance arrangements.

Purchase accounting and related adjustments include the non-cash charge for the accretion of the noncontrolling interest discount related to Pilgrim Media Group and 3 Arts Entertainment, the non-cash charge for the amortization of the recoupable portion of the purchase price and the expense associated with the noncontrolling equity interests in the distributable earnings related to 3 Arts Entertainment, all of which are accounted for as compensation and are included in general and administrative expense. The noncontrolling equity interest in the distributable earnings of 3 Arts Entertainment are reflected as an expense rather than noncontrolling interest in the combined statement of operations due to the relationship to continued employment. Purchase accounting and related adjustments decreased \$4.0 million, or 6.8%, primarily due to lower noncontrolling interest discount amortization of \$9.5 million, partially offset by increased noncontrolling equity interest in the distributable earnings of 3 Arts Entertainment of \$5.5 million (see further detail in the reconciliation of operating income to total segment profit further below).

Depreciation and Amortization Expense. Depreciation and amortization of \$17.9 million for fiscal 2023 decreased \$0.2 million from \$18.1 million in fiscal 2022.

[Table of Contents](#)

Restructuring and Other. Restructuring and other increased \$20.9 million in fiscal 2023 as compared to fiscal 2022, and includes restructuring and severance costs, certain transaction and other costs, and certain unusual items, when applicable. Restructuring and other costs were as follows for the fiscal year ended March 31, 2023 and 2022 (see Note 15 to our audited combined financial statements):

	<u>Year Ended March 31,</u>		<u>Change</u>	
	<u>2023</u>	<u>2022</u>	<u>Amount</u>	<u>Percent</u>
(Amounts in millions)				
Restructuring and other:				
Other impairments ⁽¹⁾	\$ 5.9	\$ —	\$ 5.9	n/a
Severance ⁽²⁾				
Cash	10.8	2.8	8.0	285.7%
Accelerated vesting on equity awards (see Note 13 to our audited combined financial statements)	4.2	—	4.2	n/a
Total severance costs	15.0	2.8	12.2	nm
COVID-19 related charges ⁽³⁾	0.1	1.0	(0.9)	(90.0)%
Transaction and other costs ⁽⁴⁾	6.2	2.5	3.7	148.0%
	<u>\$ 27.2</u>	<u>\$ 6.3</u>	<u>\$ 20.9</u>	<u>nm</u>

nm - Percentage not meaningful.

- (1) Amounts in the fiscal year ended March 31, 2023 include impairment of an operating lease right-of-use asset related to the Studio Business and corporate facilities amounting to \$5.8 million associated with a portion of a facility lease that will no longer be utilized by the Company. The impairment reflects a decline in market conditions since the inception of the lease impacting potential sublease opportunities, and represents the difference between the estimated fair value, which was determined based on the expected discounted future cash flows of the lease asset, and the carrying value.
- (2) Severance costs in the fiscal years ended March 31, 2023 and 2022 were primarily related to restructuring activities and other cost-saving initiatives.
- (3) Amounts represent certain incremental general and administrative costs associated with the COVID-19 global pandemic, such as costs related to transitioning the Company to a remote-work environment, costs associated with return-to-office safety protocols, and other incremental general and administrative costs associated with the COVID-19 global pandemic.
- (4) Transaction and other costs in the fiscal years ended March 31, 2023 and 2022 reflect transaction, integration and legal costs associated with certain strategic transactions, and restructuring activities and also include costs and benefits associated with legal matters.

[Table of Contents](#)

Interest Expense. Interest expense of \$162.6 million in fiscal 2023 increased \$47.6 million from fiscal 2022 due to higher average interest rates and balances on the Revolving Credit Facility, higher average interest rates on the term loans, and higher average balances and interest rates associated with film related obligations in fiscal 2023. These increases were partially offset by a decrease due to the amortization of unrealized gains in accumulated other comprehensive income (loss) related to the termination of certain of our interest rate swaps on May 20, 2022 (see Note 18 to our audited combined financial statements). The following table sets forth the components of interest expense for the fiscal years ended March 31, 2023 and 2022:

	Year Ended March 31,	
	2023	2022
(Amounts in millions)		
Interest Expense		
Cash Based:		
Revolving Credit Facility	\$ 12.9	\$ 6.6
Term loans	63.0	33.1
Other ⁽¹⁾	64.9	28.8
	140.8	68.5
Amortization of debt issuance costs and other non-cash interest ⁽²⁾	21.8	46.5
Total interest expense	<u>\$ 162.6</u>	<u>\$ 115.0</u>

- (1) Amounts include payments and receipts associated with the Company's interest rate swaps (see Note 18 to our audited combined financial statements) and interest payments associated with certain film obligations (Production Tax Credit Facility, IP Credit Facility, and Backlog Facility and other, see Note 8 to our audited combined financial statements). The increase in other interest expense primarily reflects an increase of \$54.6 million related to film related obligations, partially offset by a \$19.4 million benefit related to the Company's interest rate swaps.
- (2) Amounts include the amortization of unrealized losses in accumulated other comprehensive loss related to de-designated interest rate swaps which are being amortized to interest expense (see Note 18 to our audited combined financial statements).

Interest and Other Income. Interest and other income of \$6.4 million for the fiscal year ended March 31, 2023 compared to interest and other income of \$28.0 million for the fiscal year ended March 31, 2022, due to insurance recoveries on prior shareholder litigation of \$22.7 million in fiscal 2022 (see Note 17 to our audited combined financial statements).

Other Expense. Other expense of \$21.2 million for fiscal 2023 compared to other expense of \$8.6 million for fiscal 2022, and represented the loss recorded related to our monetization of accounts receivable programs (see Note 19 to our audited combined financial statements).

Loss on Extinguishment of Debt. Loss on extinguishment of debt of \$1.3 million for fiscal 2023 related to the write-off of debt issuance costs associated with the voluntary prepayment of the entire outstanding amount of Term Loan A due March 22, 2023.

In fiscal 2022, loss on extinguishment of debt of \$3.4 million related to the amendment of our credit agreement to extend the maturity of a portion of our revolving credit commitments and a portion of our outstanding term A loans, repurchases of the Term Loan B, and the termination of a portion of our revolving credit commitments. See Note 7 to our audited combined financial statements.

Gain on Investments. Gain on investments of \$44.0 million for fiscal 2023 primarily represented a gain associated with the sale of a portion of our ownership interest in STARZPLAY Arabia, compared to a gain on investments of \$1.3 million for fiscal 2022.

[Table of Contents](#)

Equity Interests Income (Loss). Equity interests income of \$0.5 million in fiscal 2023 compared to equity interests loss of \$3.0 million in fiscal 2022.

Income Tax Provision. On a standalone entity basis for purposes of these carve-out financial statements, we had an income tax provision of \$14.3 million in fiscal 2023, compared to an income tax provision of \$17.3 million in fiscal 2022. Our income tax provision differs from the federal statutory rate multiplied by pre-tax income (loss) due to the mix of our pre-tax income (loss) generated across the various jurisdictions in which we operate, changes in the valuation allowance against our deferred tax assets, and certain minimum taxes and foreign withholding taxes.

As computed on a separate return basis, with the combined historical results of the Studio Business presented on a managed basis as discussed in Basis of Presentation, at March 31, 2023, we had U.S. net operating loss carryforwards (“NOLs”) of approximately \$27.0 million, which do not expire, state net operating loss carryforwards of approximately \$53.9 million which expire in varying amounts beginning 2024. In addition, at March 31, 2023, we had U.S. credit carryforwards related to foreign taxes paid of approximately \$7.2 million to offset future federal income taxes that will expire beginning in 2032. However, under the managed basis of presentation of the Studio Business, the combined historical results exclude certain deductions and other items and therefore, for purposes of these combined financial statements, these items are not reflected in the calculations of NOLs of the Studio Business. Following the Business Combination, through a tax sharing arrangement with Lionsgate, a substantial portion of Lionsgate’s federal NOLs of \$1.56 billion and state NOLs of \$988.2 million as of March 31, 2023, are expected to be retained by the Studio Business. In addition, a substantial portion of Lionsgate’s U.S. tax credits on foreign taxes paid, amounting to \$73.0 million as of March 31, 2023, are expected to be retained by the Studio Business. Lionsgate NOLs currently have a significant valuation allowance and the Studio Business would need to assess the need for a valuation allowance post Business Combination.

Net Income (Loss) attributable to Parent. Net loss attributable to Parent for the fiscal year ended March 31, 2023 was \$0.3 million or basic and diluted net loss per common share of \$0.00 on 253.4 million weighted average common shares outstanding. This compares to net income attributable to Parent for the fiscal year ended March 31, 2022 of \$11.1 million, or basic and diluted net income per common share of \$0.04 on 253.4 million weighted average common shares outstanding.

Segment Results of Operations and Non-GAAP Measures

See introduction to this section above under “*Three Months Ended June 30, 2024 Compared to Three Months Ended June 30, 2023— Segment Results of Operations and Non-GAAP Measures*” for further information regarding the Company’s segment profit disclosures and related non-GAAP measures.

Table of Contents

The following table reconciles the GAAP measure, operating income, to the non-GAAP measure, total segment profit, for the fiscal years ended March 31, 2023 and 2022. In addition, each of segment direct operating expense, distribution and marketing expense and general and administrative expense is reconciled to the respective line items presented in the GAAP-based statement of operations in the preceding section of the *Management's Discussion and Analysis of Financial Condition and Results of Operations of Lionsgate Studios Corp.*, which discusses combined results of operations.

	Year Ended March 31,		Change	
	2023	2022	Amount	Percent
	(Amounts in millions)			
Operating income	\$ 139.6	\$ 111.9	\$ 27.7	24.8%
Corporate general and administrative expense allocations from Lionsgate, excluding allocation of share-based compensation expense	100.9	80.0	20.9	26.1%
Adjusted depreciation and amortization	12.2	12.4	(0.2)	(1.6)%
Restructuring and other	27.2	6.3	20.9	nm
COVID-19 related charges (benefit)	(8.9)	(5.2)	(3.7)	71.2%
Content charges	8.1	—	8.1	n/a
Charges related to Russia's invasion of Ukraine	—	5.9	(5.9)	(100.0)%
Adjusted share-based compensation expense	69.2	70.2	(1.0)	(1.4)%
Purchase accounting and related adjustments	61.6	65.3	(3.7)	(5.7)%
Total segment profit	<u>\$ 409.9</u>	<u>\$ 346.8</u>	<u>\$ 63.1</u>	<u>18.2%</u>

nm - Percentage not meaningful.

See Note 16 to our combined financial statements for further information on the reconciling line items above, and for reconciliations of depreciation and amortization and share-based compensation expense as presented on our combined statements of operations to adjusted depreciation and amortization and adjusted share-based compensation expense, respectively, as presented in the line items above.

The table below sets forth the revenues and segment profit by segment:

	Year Ended March 31,		Change	
	2023	2022	Amount	Percent
	(Amounts in millions)			
Revenue				
Motion Picture	\$1,323.7	\$1,185.3	\$138.4	11.7%
Television Production	1,760.1	1,531.0	229.1	15.0%
	<u>\$3,083.8</u>	<u>\$2,716.3</u>	<u>\$367.5</u>	<u>13.5%</u>
Segment Profit				
Motion Picture	\$ 276.5	\$ 262.9	\$ 13.6	5.2%
Television Production	133.4	83.9	49.5	59.0%
Total Segment Profit	<u>\$ 409.9</u>	<u>\$ 346.8</u>	<u>\$ 63.1</u>	<u>18.2%</u>

See the following discussion for further detail of our individual segments.

Motion Picture

The table below sets forth Motion Picture gross contribution and segment profit for the fiscal years ended March 31, 2023 and 2022:

	Year Ended March 31,		Change	
	2023	2022	Amount	Percent
(Amounts in millions)				
Motion Picture Segment:				
Revenue	\$1,323.7	\$1,185.3	\$138.4	11.7%
Expenses:				
Direct operating expense	666.5	547.1	119.4	21.8%
Distribution & marketing expense	270.9	282.2	(11.3)	(4.0)%
Gross contribution	386.3	356.0	30.3	8.5%
General and administrative expenses	109.8	93.1	16.7	17.9%
Segment profit	<u>\$ 276.5</u>	<u>\$ 262.9</u>	<u>\$ 13.6</u>	<u>5.2%</u>
U.S. theatrical P&A and Premium VOD expense included in distribution and marketing expense	\$ 149.8	\$ 153.3	\$ (3.5)	(2.3)%
Direct operating expense as a percentage of revenue	50.4%	46.2%		
Gross contribution as a percentage of revenue	29.2%	30.0%		

Revenue. The table below sets forth Motion Picture revenue by media and product category for the fiscal years ended March 31, 2023 and 2022:

	Year Ended March 31,						Total Increase (Decrease)
	2023			2022			
	Lionsgate Original Releases ⁽¹⁾	Other Film ⁽²⁾	Total	Lionsgate Original Releases ⁽¹⁾	Other Film ⁽²⁾	Total	
(Amounts in millions)							
Motion Picture Revenue							
Theatrical	\$ 115.6	\$ 5.1	\$ 120.7	\$ 54.8	\$ 10.5	\$ 65.3	\$ 55.4
Home Entertainment							
Digital Media	354.7	172.8	527.5	325.5	171.6	497.1	30.4
Packaged Media	35.8	34.7	70.5	64.7	50.3	115.0	(44.5)
Total Home Entertainment	390.5	207.5	598.0	390.2	221.9	612.1	(14.1)
Television	173.8	44.0	217.8	213.1	44.8	257.9	(40.1)
International	298.7	66.3	365.0	178.4	56.0	234.4	130.6
Other	15.1	7.1	22.2	9.1	6.5	15.6	6.6
	<u>\$ 993.7</u>	<u>\$330.0</u>	<u>\$ 1,323.7</u>	<u>\$ 845.6</u>	<u>\$ 339.7</u>	<u>\$ 1,185.3</u>	<u>\$ 138.4</u>

- (1) **Lionsgate Original Releases:** Includes titles originally planned for a wide theatrical release by Lionsgate, including titles that have changed from a planned wide theatrical release to an initial direct-to-streaming release. These releases include films developed and produced in-house, films co-developed and co-produced and films acquired or licensed from third parties. In addition, Lionsgate Original Releases also includes multi-platform and direct-to-platform motion pictures originally released or licensed by Lionsgate, and the licensing of our original release motion picture content to other ancillary markets (location-based entertainment, games, etc.).
- (2) **Other Film:** Includes acquired and licensed brands and libraries originally released by other parties such as third-party library product, including our titles released by acquired companies prior to our acquisition of the company (i.e., Summit Entertainment library), and titles released with our equity method investees, Roadside Attractions and Pantelion Films, and other titles.

[Table of Contents](#)

Theatrical revenue increased \$55.4 million in fiscal 2023, as compared to fiscal 2022, due to an increase of \$60.8 million from Lionsgate Original Releases driven by the performance of our fiscal 2023 theatrical slate releases, and in particular, John Wick: Chapter 4, Jesus Revolution and Plane (all released in the fourth quarter of fiscal 2023). John Wick: Chapter 4 was theatrically released on March 24, 2023, therefore fiscal 2023 reflects revenue from seven days of the title's theatrical release. This increase was offset partially by a decrease of \$5.4 million from Other Film due to lower revenue from our acquired library titles.

Home entertainment revenue decreased \$14.1 million, or 2.3%, in fiscal 2023, as compared to fiscal 2022, due to lower packaged media revenue of \$44.5 million, partially offset by higher digital media revenue of \$30.4 million. The decrease in packaged media revenue was due to a decrease of \$28.9 million from Lionsgate Original Releases due to fewer theatrical slate titles released on packaged media in fiscal 2023 as compared to fiscal 2022, resulting from the timing of our fiscal 2023 theatrical slate releases, and a decrease of \$15.6 million from Other Film due to lower revenue from our acquired library and licensed library titles. The increase in digital media revenue was due to an increase of \$29.2 million from Lionsgate Original Releases driven by the license of Shotgun Wedding to a direct- to-streaming platform in fiscal 2023, and revenue in fiscal 2023 from the fiscal 2022 theatrical slate release, Moonfall, partially offset by lower revenue from our direct-to-platform (i.e., subscription video-on-demand) and multi-platform releases.

Television revenue decreased \$40.1 million, or 15.5%, in fiscal 2023, as compared to fiscal 2022, due to a decrease from Lionsgate Original Releases of \$39.3 million due to fewer television windows opening for our theatrical slate titles than in fiscal 2022 resulting from the timing of our fiscal 2023 theatrical slate releases. In particular, fiscal 2023 included revenue from the fiscal 2023 theatrical release, The Unbearable Weight of Massive Talent, and the fiscal 2022 theatrical releases, American Underdog and Moonfall. These compared to revenue in fiscal 2022 from the fiscal 2022 theatrical releases, Spiral, The Hitman's Wife's Bodyguard and Voyager, and the fiscal 2021 theatrical releases, Chaos Walking, Barb and Star Go to Vista Del Mar and Fatale.

International revenue increased \$130.6 million, or 55.7 %, in fiscal 2023, as compared to fiscal 2022, due to an increase from Lionsgate Original Releases of \$120.3 million due to higher revenue generated in fiscal 2023 from our fiscal 2023 theatrical slate titles as compared to the revenue in fiscal 2022 from our fiscal 2022 theatrical slate titles, and higher revenue from direct-to-platform (i.e., SVOD) and multi-platform releases. In particular, fiscal 2023 included significant international revenue from the fiscal 2023 theatrical slate titles John Wick: Chapter 4, Shotgun Wedding, and The Unbearable Weight of Massive Talent. In addition, the increase in international revenue reflected an increase of \$10.3 million from Other Film due to higher revenue in fiscal 2023 from our acquired library titles.

Direct Operating Expense. The increase in direct operating expenses is due to higher motion picture revenue in fiscal 2023. The increase in direct operating expenses as a percentage of motion picture revenue is driven by the change in the mix of titles and product categories generating revenue in fiscal 2023 as compared to fiscal 2022, including the higher amortization rate of the fiscal 2023 theatrical slate titles as compared to the fiscal 2022 theatrical slate titles. In addition, fiscal 2023 included an increase in development write-offs of \$19.1 million on Lionsgate Original Releases, and an increase of \$4.9 million related to foreign exchange losses. Investment in film write-downs included in Motion Picture segment direct operating expense in fiscal 2023 were \$6.2 million, as compared to \$1.2 million in fiscal 2022.

Distribution and Marketing Expense. The decrease in distribution and marketing expense in fiscal 2023 is due to lower home entertainment distribution and marketing expense and slightly lower theatrical P&A and Premium VOD expense for Lionsgate Original Releases. Theatrical P&A and Premium VOD expense decreased due to lower expense associated with the fiscal 2023 theatrical slate releases, partially offset by higher expense for films to be released in subsequent quarters. In fiscal 2023, approximately \$23.2 million of P&A and Premium VOD expense was incurred in advance for films to be released in subsequent quarters (Are You There God? It's Me, Margaret, White Bird: A Wonder Story and The Ballad of Songbirds and Snakes), compared to approximately \$14.1 million in fiscal 2022. We expect Motion Picture distribution and marketing expense in fiscal 2024 to increase as compared to fiscal 2023, due to our larger expected fiscal 2024 theatrical slate and related theatrical P&A expense.

[Table of Contents](#)

Gross Contribution. Gross contribution of the Motion Picture segment for fiscal 2023 increased \$30.3 million, or 8.5%, as compared to fiscal 2022 due to higher Motion Picture revenue and lower distribution and marketing expense, partially offset by higher direct operating expense.

General and Administrative Expense. General and administrative expenses of the Motion Picture segment increased \$16.7 million, or 17.9%, due to an increase in incentive based compensation.

Television Production

The table below sets forth Television Production gross contribution and segment profit for the fiscal years ended March 31, 2023 and 2022:

	Year Ended March 31,		Change	
	2023	2022	Amount	Percent
(Amounts in millions)				
Television Production Segment:				
Revenue	\$1,760.1	\$1,531.0	\$229.1	15.0%
Expenses:				
Direct operating expense	1,541.5	1,373.9	167.6	12.2%
Distribution & marketing expense	33.3	33.0	0.3	0.9%
Gross contribution	185.3	124.1	61.2	49.3%
General and administrative expenses	51.9	40.2	11.7	29.1%
Segment profit	<u>\$ 133.4</u>	<u>\$ 83.9</u>	<u>\$ 49.5</u>	<u>59.0%</u>
Direct operating expense as a percentage of revenue	87.6%	89.7%		
Gross contribution as a percentage of revenue	10.5%	8.1%		

Revenue. The table below sets forth Television Production revenue and changes in revenue by media for the fiscal years ended March 31, 2023 and 2022:

	Year Ended March 31,		Increase (Decrease)	
	2023	2022	Amount	Percent
(Amounts in millions)				
Television Production				
Television	\$1,144.3	\$1,094.5	\$ 49.8	4.6%
International	277.7	256.5	21.2	8.3%
Home Entertainment Revenue				
Digital	241.7	85.1	156.6	184.0%
Packaged Media	3.3	6.9	(3.6)	(52.2)%
Total Home Entertainment Revenue	245.0	92.0	153.0	166.3%
Other	93.1	88.0	5.1	5.8%
	<u>\$1,760.1</u>	<u>\$1,531.0</u>	<u>\$229.1</u>	<u>15.0%</u>

The primary component of Television Production revenue is domestic television revenue. Domestic television revenue increased in fiscal 2023 as compared to fiscal 2022, due to an increase of \$62.6 million from revenues from the licensing of Starz original series Power Book II: Ghost Season 3, Power Book IV: Force Season 2, Heels Season 2, P-Valley Season 2, BMF Season 2, and Power Book III: Raising Kanan Seasons 2 and 3, among others) to the Starz Business, partially offset by a decrease from fewer television episodes delivered to third-parties.

[Table of Contents](#)

International revenue in fiscal 2023 increased \$21.2 million, or 8.3%, as compared to fiscal 2022, due to revenue in fiscal 2023 from *Mythic Quest* Season 3, *The First Lady* Season 1 and *Acapulco* Season 2, as compared to revenue in fiscal 2022 from *Pam & Tommy* Season 1, *Dear White People* Season 4 and *Acapulco* Season 1. In addition, the increase reflects an increase of \$8.5 million from revenues from the licensing of Starz original series to the Starz Business.

Home entertainment revenue in fiscal 2023 increased \$153.0 million, or 166.3%, as compared to fiscal 2022, due to digital media revenue in fiscal 2023 from *Schitt's Creek* Seasons 1 to 6 from the license to a streaming platform, *Nashville* Season 1 to 6, and *Ghosts* Season 1, which compared to digital media revenue in fiscal 2022 for *Weeds* Seasons 1 to 8 and *Welcome to Flatch* Season 1. In addition, the increase reflects higher digital media revenues of \$49.6 million from the licensing of Starz original series to the Starz Business.

Other revenue increased in fiscal 2023 as compared to fiscal 2022, and primarily includes revenue of 3 Arts Entertainment which is generated from commissions and executive producer fees earned related to talent management.

Direct Operating Expense. Direct operating expense of the Television Production segment in fiscal 2023 increased \$167.6 million, or 12.2%, due to the increase in Television Production revenues. Direct operating expenses as a percentage of television production revenue decreased slightly as compared to fiscal 2022, primarily due to the mix of titles generating revenue in fiscal 2023 as compared to fiscal 2022. In addition, fiscal 2023 included lower write-downs to fair value of investment in film and television programs, amounting to \$4.6 million in aggregate, as compared to \$34.9 million in fiscal 2022.

Gross Contribution. Gross contribution of the Television Production segment for fiscal 2023 increased by \$61.2 million as compared to fiscal 2022 due to increased television production revenue, partially offset by higher direct operating expenses.

General and Administrative Expense. General and administrative expenses of the Television Production segment increased \$11.7 million, or 29.1%, due to increases in salaries and related expenses and incentive based compensation.

Liquidity and Capital Resources

Sources of Cash

Our liquidity and capital requirements in the three months ended June 30, 2024 were provided principally through cash generated from operations, our Intercompany Note, Intercompany Revolver, our film related obligations (as further discussed below), the monetization of trade accounts receivable and prior to the Studio Separation, Lionsgate's Senior Credit Facilities and parent net investments. Prior to the Studio Separation, from time to time, sources of cash also included cash generated from the Starz Business and contributed to the Studio Business through parent net investment.

As discussed in *Studio Separation and Business Combination*, on May 13, 2024, Lionsgate consummated the transactions contemplated by the Business Combination which, in addition to establishing the Studio Business as a standalone publicly traded entity, resulted in approximately \$330.0 million of gross proceeds, including \$254.3 million in PIPE financing. Shortly after the closing of the Business Combination, approximately \$299.0 million was transferred to a wholly-owned subsidiary of Lionsgate in partial repayment of the Intercompany Note described below.

eOne IP Facility. In July 2024, certain subsidiaries of the Company entered into a senior secured amortizing term credit facility (the "eOne IP Credit Facility") based on and secured by the Company's intellectual property rights primarily associated with certain titles acquired as part of the eOne acquisition. The maximum principal

[Table of Contents](#)

amount of the eOne IP Credit Facility is \$340.0 million, subject to the amount of collateral available, which is based on the valuation of unsold rights from the libraries. The Company borrowed \$340.0 million under the eOne IP Credit Facility. The cash flows generated from the rights will be applied to repay the eOne IP Credit Facility subject to quarterly required principal payments of \$8.5 million, beginning November 14, 2024, with the balance payable at maturity. Advances under the eOne IP Credit Facility bear interest at a rate equal to Term SOFR plus 2.25% per annum. The eOne IP Credit Facility matures on July 3, 2029. See Note 21 to our unaudited condensed consolidated financial statements.

LG IP Credit Facility. In September 2024, certain subsidiaries of the Company entered into a senior secured amortizing term credit facility (the “LG IP Credit Facility”) based on and secured by the Company’s intellectual property rights primarily associated with certain titles. The maximum principal amount of the LG IP Credit Facility is \$455.0 million, subject to the amount of collateral available, which is based on the valuation of unsold rights from the libraries. The Company borrowed \$455.0 million under the LG IP Credit Facility. The cash flows generated from the rights will be applied to repay the LG IP Credit Facility subject to quarterly required principal payments of \$11.375 million, beginning February 14, 2025, with the balance payable at maturity. Advances under the LG IP Credit Facility bear interest at a rate equal to Term SOFR plus 2.25% per annum. The LG IP Credit Facility matures on September 30, 2029. The Company used the proceeds from the LG IP Credit Facility to prepay \$355.1 million principal amount of the LGTV Term Loan B, together with accrued and unpaid interest thereon.

As of June 30, 2024 and March 31, 2024 we had cash and cash equivalents of \$167.2 million and \$277.0 million, respectively.

Intercompany Note

In connection with the Studio Separation and Business Combination, on May 8, 2024, Lions Gate Capital Holdings LLC, a Delaware limited liability company and subsidiary of Lionsgate (“LGCH”), which is not a consolidated subsidiary of Lionsgate Studios, as lender, entered into an intercompany note and assumption agreement (the “Intercompany Note”) with Lions Gate Television Inc., a Delaware corporation and wholly owned consolidated subsidiary of the Company (“LGTV”), as borrower and assuming party.

The Intercompany Note at June 30, 2024, excluding the Intercompany Revolver and film related obligations discussed further below, consisted of the following:

- *LGTV Revolver.* We have a \$1.1 billion revolving credit facility (with \$585.0 million outstanding at June 30, 2024) due April 2026 (the “LGTV Revolver”). We maintain significant availability under our LGTV Revolver, which is currently used to meet our short-term liquidity requirements, and could also be used for longer term liquidity requirements.
- *LGTV Term Loan A.* We have a term loan A facility due April 2026 (the “LGTV Term Loan A”), with \$314.4 million outstanding at June 30, 2024.

The outstanding amounts under the LGTV Revolver and LGTV Term Loan A may become due on December 23, 2024 (i.e. 91 days prior to March 24, 2025) prior to its maturity on April 6, 2026 in the event that the aggregate principal amount of Lionsgate’s outstanding Term Loan B in excess of \$250 million has not been repaid, refinanced or extended to have a maturity date on or after July 6, 2026. The Company expects Lionsgate to repay and/or refinance and extend the maturity date of its Term Loan B prior to December 23, 2024 such that the maturity of the LGTV Revolver and LGTV Term Loan A are not accelerated.

- *LGTV Term Loan B.* We have a Term Loan B facility due March 2025 (the “LGTV Term Loan B”, and, together with the LGTV Revolving Credit Facility and the LGTV Term Loan A, the “Intercompany Note”), with \$605.1 million outstanding at June 30, 2024.

See Note 7 to our unaudited condensed consolidated financial statements for a discussion of our Intercompany Note.

Intercompany Revolver

In connection with the Studio Separation and Business Combination, on May 13, 2024, LGAC International LLC, a Delaware limited liability company and wholly owned consolidated subsidiary of the Company (“LGAC International”) and Lions Gate Capital Holdings 1, Inc., a Delaware corporation and subsidiary of Lionsgate (“LGCH1”) entered into a revolving credit agreement (the “Intercompany Revolver”), pursuant to which LGAC International and LGCH1 agreed to make revolving loans to each other from time to time provided that the net amount owing by one party to the other at any particular time may not exceed \$150.0 million. There was \$66.7 million outstanding and due to LGCH1 at June 30, 2024. The Intercompany Revolver will, among other things, terminate in connection with a full separation of the entities.

See Note 7 to our unaudited condensed consolidated financial statements for a discussion of our Intercompany Revolver.

Lionsgate Exchange Notes and Existing Notes

As discussed in Note 7 to our unaudited condensed consolidated financial statements, on May 8, 2024, LGCH1, an indirect, wholly-owned subsidiary of Lionsgate, which is not a consolidated subsidiary of Lionsgate Studios, issued \$389.9 million aggregate principal amount of the 5.5% exchange notes due 2029 (the “Exchange Notes”). The Exchange Notes were exchanged by Lionsgate for an equivalent amount of Lionsgate’s existing 5.5% senior notes due 2029 (the “Existing Notes”). The Exchange Notes initially bear interest at 5.5% annually and mature April 15, 2029, with the interest rate increasing to 6.0% and the maturity date extending to April 15, 2030 effective upon completion of the completion of the Separation Transaction (as defined therein). Lionsgate may redeem the Exchange Notes, in whole at any time, or in part from time to time, prior to or on and after the Separation Closing Date, as defined in the indenture governing the Exchange Notes, at certain specified redemption prices set forth in the indenture governing the Exchange Notes, plus accrued and unpaid interest, if any, to, but not including, the redemption date.

The Exchange Notes and Existing Notes and related interest expense are not reflected in the Company’s unaudited condensed consolidated financial statements. The Company and certain of its subsidiaries are guarantors under the Exchange Notes and Existing Notes.

Lionsgate’s Senior Credit Facilities

See Note 7 to our audited combined financial statements for a discussion of Lionsgate’s Senior Credit Facilities reflected as corporate debt in periods prior to the Studio Separation.

Film Related Obligations

We utilize our film related obligations to fund our film and television productions. Our film related obligations at June 30, 2024 include the following:

- **Production Loans:** Production loans represent individual and multi-title loans for the production of film and television programs that we produce. The majority of the Company’s production loans have contractual repayment dates either at or near the expected completion or release dates, with the exception of certain loans containing repayment dates on a longer term basis. At June 30, 2024 and March 31, 2024, there was \$1,306.4 million and \$1,292.2 million, respectively, outstanding of production loans.
- **Production Tax Credit Facility:** We have a \$260.0 million non-recourse senior secured revolving credit facility due January 2025 based on collateral consisting solely of certain of the Company’s tax credit receivables (the “Production Tax Credit Facility”). As of June 30, 2024, tax credit receivables amounting to \$336.8 million represented collateral related to the Production Tax Credit Facility. Cash collections from the underlying collateral (tax credit receivables) are used to repay the Production Tax Credit Facility. At June 30, 2024 and March 31, 2024 there was \$260.0 million and \$260.0 million, respectively, outstanding under the Production Tax Credit Facility.

Table of Contents

- **IP Credit Facility:** In July 2021, as amended in September 2022, certain of our subsidiaries entered into a senior secured amortizing term credit facility due July 2027 (the “IP Credit Facility”) based on the collateral consisting solely of certain of our rights in certain acquired library titles, including the Spyglass and other recently acquired libraries. The maximum principal amount of the IP Credit Facility is \$161.9 million, subject to the amount of collateral available, which is based on the valuation of cash flows from the libraries. At June 30, 2024 and March 31, 2024, there was \$100.6 million and \$109.9 million, respectively, outstanding under the IP Credit Facility.
- **Backlog Facility and Other:**
 - **Backlog Facility:** In March 2022, as amended in August 2022, certain subsidiaries of the Company entered into a committed secured revolving credit facility (the “Backlog Facility”) based on collateral consisting solely of certain of the Company’s fixed fee or minimum guarantee contracts where cash will be received in the future. The maximum principal amount of the Backlog Facility is \$175.0 million, subject to the amount of eligible collateral contributed to the facility. The Backlog Facility revolving period finishes on May 16, 2025, at which point cash collections from the underlying collateral is used to repay the facility. The facility maturity date is up to two years and 90 days after the revolving period ends, currently August 14, 2027. As of June 30, 2024 and March 31, 2024 there was \$175.0 million and \$175.0 million, respectively, outstanding under the Backlog Facility.
 - **Other:** The Company has other loans which are secured by accounts receivable and contracted receivables which are not yet recognized as revenue under certain licensing agreements. Outstanding loan balances under these “other” loans must be repaid with any cash collections from the underlying collateral if and when received by the Company, and may be voluntarily repaid at any time without prepayment penalty fees. As of June 30, 2024 and March 31, 2024, there was \$138.0 million and \$112.3 million, respectively, outstanding under the “other” loans, of which \$67.9 million has a contractual repayment date in July 2025 and \$70.1 million has a contractual repayment date in April 2027. As of June 30, 2024, accounts receivable amounting to \$84.8 million and contracted receivables not yet reflected as accounts receivable on the balance sheet at June 30, 2024 amounting to \$81.1 million represented collateral related to the “other” loans.

See Note 8 to our unaudited condensed consolidated financial statements and Note 8 to our audited combined financial statements for a discussion of our film related obligations.

Accounts Receivable Monetization and Governmental Incentives

Our accounts receivable monetization programs include individual agreements to monetize certain of our trade accounts receivable directly with third-party purchasers and previously have included a revolving agreement to monetize designated pools of trade accounts receivable with various financial institutions.

In addition, we utilize governmental incentives, programs and other structures from states and foreign countries (e.g., sales tax refunds, transferable tax credits, refundable tax credits, low interest loans, direct subsidies or cash rebates, calculated based on the amount of money spent in the particular jurisdiction in connection with the production) to fund our film and television productions and reduce financial risk.

See Note 19 to our unaudited condensed consolidated financial statements and Note 19 to our audited combined financial statements for our accounts receivable monetization programs and our tax credit receivables.

Uses of Cash

Our principal uses of cash in operations include the funding of film and television productions, film rights acquisitions, the distribution and marketing of films and television programs, and general and administrative

[Table of Contents](#)

expenses. We also use cash for debt service (i.e. principal and interest payments) requirements, equity method or other equity investments, capital expenditures, and acquisitions of or investment in businesses.

In addition, the Company has a redeemable noncontrolling interest balance of \$123.0 million as of June 30, 2024, related to its acquisition of a controlling interest, consisting of a limited liability company interest in each of Pilgrim Media Group and 3 Arts Entertainment, which may require the use of cash in the event the holders of the noncontrolling interests require the Company to repurchase their interests (see Note 10 to our unaudited condensed consolidated financial statements).

We may from time to time seek to retire or purchase or refinance our outstanding debt through cash purchases, and/or exchanges for equity securities, in open market purchases, privately negotiated transactions, refinancings, or otherwise. Such repurchases or exchanges or refinancings, if any, will depend on prevailing market conditions, our liquidity requirements, our assessment of opportunities to lower interest expense, contractual restrictions and other factors, and such repurchases or exchanges could result in a charge from the early extinguishment of debt. The amounts involved may be material.

Anticipated Cash Requirements. The nature of our business is such that significant initial expenditures are required to produce, acquire, distribute and market films and television programs, while revenues from these films and television programs are earned over an extended period of time after their completion or acquisition. In addition to the cash requirements of any potential future redemption of our noncontrolling interests as discussed above, which we may fund with a combination of cash on hand, borrowings under our line of credit and/ or new financing arrangements, we have other anticipated cash requirements outside of our normal operations.

In the short-term, we currently expect that our cash requirements for productions will increase and our marketing spend will decrease in fiscal 2025 as compared to fiscal 2024.

However, we currently believe that cash flow from operations, cash on hand, Intercompany Note availability, Intercompany Revolver availability, the monetization of trade accounts receivable, tax-efficient financing, the availability from other financing obligations and available production or intellectual property financing, will be adequate to meet known operational cash and debt service (i.e. principal and interest payments) requirements for the next 12 months and beyond, including the funding of future film and television production and theatrical and home entertainment release schedules, and future equity method or other investment funding requirements. We monitor our cash flow liquidity, availability, fixed charge coverage, capital base, film spending and leverage ratios with the long-term goal of maintaining our credit worthiness.

Our current financing strategy is to fund operations and to leverage investment in films and television programs in the short-term and long-term, through our cash flow from operations, our revolving credit facility, production loans, government incentive programs, the monetization of trade accounts receivable, our Production Tax Credit Facility, our IP Credit Facility, our Backlog Facility, and other obligations. In addition, we may acquire businesses or assets, including individual films or libraries that are complementary to our business. Any such transaction could be financed through our cash flow from operations, credit facilities, equity or debt financing. If additional financing beyond our existing cash flows from operations and credit facilities cannot fund such transactions, there is no assurance that such financing will be available on terms acceptable to us. Our ability to obtain additional financing will depend on, among other things, our business plans, operating performance, the condition of the capital markets at the time we seek financing, and short and long-term debt ratings assigned by independent rating agencies. Additionally, circumstances related to inflation and rising interest rates and bank failures has caused disruption in the capital markets, which could make financing more difficult and/or expensive, and we may not be able to obtain such financing. We may also dispose of businesses or assets, including individual films or libraries, and use the net proceeds from such dispositions to fund operations or such acquisitions, or to repay debt.

[Table of Contents](#)

Material Cash Requirements from Known Contractual and Other Obligations. Our material cash requirements from known contractual and other obligations primarily relate to our Intercompany Note and film related obligations. The following table sets forth our significant contractual and other obligations as of June 30, 2024 and the estimated timing of payment:

	Total	Next 12 Months	Beyond 12 Months
	(Amounts in millions)		
Future annual repayment of debt and other obligations recorded as of June 30, 2024 (on-balance sheet arrangements)			
Intercompany Revolver ⁽¹⁾	\$ 66.7	\$ 66.7	\$ —
Intercompany Note ⁽¹⁾			
LGTV Revolver ⁽²⁾	585.0	—	585.0
LGTV Term Loan A ⁽²⁾	314.4	41.1	273.3
LGTV Term Loan B	605.1	605.1	—
Film related obligations ⁽³⁾	1,968.6	1,612.1	356.5
Content related payables ⁽⁴⁾	45.8	41.4	4.4
Operating lease obligations	361.1	45.8	315.3
	<u>3,946.7</u>	<u>2,412.2</u>	<u>1,534.5</u>
Contractual commitments by expected repayment date (off-balance sheet arrangements)			
Film related obligations commitments ⁽⁵⁾	231.0	163.8	67.2
Interest payments ⁽⁶⁾	125.8	95.0	30.8
Other contractual obligations	452.6	91.8	360.8
	<u>809.4</u>	<u>350.6</u>	<u>458.8</u>
Total future repayment of debt and other commitments under contractual obligations ⁽⁷⁾	<u>\$4,756.1</u>	<u>\$2,762.8</u>	<u>\$1,993.3</u>

- (1) See Note 7 to our unaudited condensed consolidated financial statements for further information on our Intercompany Revolver and Intercompany Note.
- (2) The outstanding amounts under the LGTV Revolver and LGTV Term Loan A may become due on December 23, 2024 (i.e. 91 days prior to March 24, 2025) prior to its maturity on April 6, 2026 in the event that the aggregate principal amount of Lionsgate's outstanding term loan B in excess of \$250 million has not been repaid, refinanced or extended to have a maturity date on or after July 6, 2026. The Company expects Lionsgate to repay and/or refinance and extend the maturity date of its term loan B prior to December 23, 2024 such that the maturity of the LGTV Revolver and LGTV Term Loan A are not accelerated.
- (3) See Note 8 to our unaudited condensed consolidated financial statements for further information on our film related obligations.
- (4) Content related payables include minimum guarantees included on our consolidated balance sheet, which represent amounts payable for film or television rights that we have acquired or licensed.
- (5) Film related obligations commitments include distribution and marketing commitments, minimum guarantee commitments, and production loan commitments not reflected on the consolidated balance sheets as they did not then meet the criteria for recognition.
- (6) Includes cash interest payments on our Intercompany Note and film related obligations, based on the applicable SOFR interest rates at June 30, 2024, net of payments and receipts from the Company's interest rate swaps, and excluding the interest payments on the revolving credit facility as future amounts are not fixed or determinable due to fluctuating balances and interest rates.
- (7) Not included in the amounts above are \$123.0 million of redeemable noncontrolling interest, as future amounts and timing are subject to a number of uncertainties such that we are unable to make sufficiently reliable estimations of future payments (see Note 10 to our unaudited condensed consolidated financial statements).

[Table of Contents](#)

See Note 21 to our unaudited condensed consolidated financial statements for amounts borrowed in July 2024 under the eOne IP Facility.

For additional details of contingencies, see Note 17 to our unaudited condensed consolidated financial statements and Note 17 to our audited combined financial statements.

Discussion of Operating, Investing, Financing Cash Flows

Three Months Ended June 30, 2024 Compared to Three Months Ended June 30, 2023

Cash, cash equivalents and restricted cash decreased by \$117.6 million for the three months ended June 30, 2024 and increased by \$49.2 million for the three months ended June 30, 2023, before foreign exchange effects on cash. Components of these changes are discussed below in more detail.

Operating Activities. Cash flows provided by (used in) operating activities for the three months ended June 30, 2024 and 2023 were as follows:

	Three Months Ended June 30,		Net Change
	2024	2023	
	(Amounts in millions)		
Net Cash Flows Provided By (Used In) Operating Activities	\$ (117.6)	\$ 37.7	\$ (155.3)

Cash flows used in operating activities for the three months ended June 30, 2024 were \$117.6 million compared to cash flows provided by operating activities of \$37.7 million for the three months ended June 30, 2023.

The decrease in cash provided by operating activities is due to greater cash used in changes in operating assets and liabilities of \$130.2 million. The decrease in cash provided by changes in operating assets and liabilities was driven by higher cash used for investment in film and television programs and program rights, lower increases in participations and residuals, and greater decreases in accounts payable and accrued liabilities, partially offset by greater proceeds from decreases in accounts receivable, net, and increases in deferred revenue.

Investing Activities. Cash flows used in investing activities for the three months ended June 30, 2024 and 2023 were as follows:

	Three Months Ended June 30,	
	2024	2023
	(Amounts in millions)	
Investing Activities:		
Investment in equity method investees and other	\$ (2.0)	\$ —
Acquisition of assets (film library and related assets)	(35.0)	—
Other	—	(4.4)
Capital expenditures	(4.1)	(1.4)
Net Cash Flows Used In Investing Activities	\$ (41.1)	\$ (5.8)

Cash flows used in investing activities were \$41.1 million for the three months ended June 30, 2024 compared to cash flows used in investing activities of \$5.8 million for the three months ended June 30, 2023, primarily due to cash used for the acquisition of a film library and related assets in the current period.

[Table of Contents](#)

Financing Activities. Cash flows used in financing activities for the three months ended June 30, 2024 and 2023 were as follows:

	Three Months Ended June 30,	
	2024	2023
	(Amounts in millions)	
Financing Activities:		
Debt- borrowings	\$ 879.5	\$ 490.0
Debt- repurchases and repayments	(1,066.7)	(498.7)
Net repayments and repurchases of debt	(187.2)	(8.7)
Film related obligations- borrowings	583.2	507.7
Film related obligations- repayments	(557.9)	(340.9)
Net proceeds from film related obligations	25.3	166.8
Net cash proceeds from the Business Combination and related transactions	294.0	—
Parent net investment	(90.4)	(140.2)
Other financing activities	(0.6)	(0.6)
Net Cash Flows Provided By (Used In) Financing Activities	\$ 41.1	\$ 17.3

Cash flows provided by financing activities were \$41.1 million for the three months ended June 30, 2024 compared to cash flows provided by financing activities of \$17.3 million for the three months ended June 30, 2023. Parent net investment reflects the net funding provided to or distributions received from the Starz Business prior to the Studio Separation.

Cash flows provided by financing activities for the three months ended June 30, 2024 primarily reflects net cash proceeds from the Business Combination and related transaction of \$294.0 million, net film related obligations borrowings of \$25.3 million due to net borrowings under production loans and the Production Tax Credit Facility of \$11.0 million and net borrowings under the Backlog Facility, IP Credit Facility and other of \$14.3 million.

These sources of cash were partially offset by net repayment of debt of \$187.2 million for the three months ended June 30, 2024, which included the prepayment of \$84.9 million principal amount of the LGTV Term Loan A and \$214.1 million of the LGTV Term Loan B and required repayments on our term loans.

Cash flows used in parent net investment for the three months ended June 30, 2024 of \$90.4 million consists of cash pooling and general financing activities and funding to the Starz Business to settle amounts due from the Starz Business related to the Company's licensing arrangements with the Starz Business prior to the Studio Separation.

Cash flows provided by financing activities for the three months ended June 30, 2023 primarily reflects net film related obligations borrowings of \$166.8 million due to net borrowings under production loans and the Production Tax Credit Facility of \$24.2 million and net borrowings under the Backlog Facility, IP Credit Facility and Distribution Loans of \$142.6 million, offset by net debt repayments and repurchases of \$8.7 million, parent net investment of \$140.2 million and other financing activities of \$0.6 million.

Cash flows used in parent net investment for the three months ended June 30, 2023 of \$140.2 million consists of cash pooling and general financing activities and funding to the Starz Business to settle amounts due from the Starz Business related to the Company's licensing arrangements with the Starz Business.

Fiscal 2024 Compared to Fiscal 2023 and Fiscal 2023 Compared to Fiscal 2022

Cash, cash equivalents and restricted cash increased by \$82.2 million for the fiscal year ended March 31, 2024, decreased by \$17.1 million for the fiscal year ended March 31, 2023 and decreased by \$90.2 million for the

[Table of Contents](#)

fiscal year ended March 31, 2022, before foreign exchange effects on cash. Components of these changes are discussed below in more detail.

Operating Activities. Cash flows provided by operating activities for the fiscal years ended March 31, 2024 and 2023 were as follows:

	Year Ended March 31,			2024 vs 2023 Net Change	2023 vs 2022 Net Change
	2024	2023	2022		
	(Amounts in millions)				
Net Cash Flows Provided By Operating Activities	<u>\$488.9</u>	<u>\$346.1</u>	<u>\$(435.0)</u>	<u>\$ 142.8</u>	<u>\$ 781.1</u>

Cash flows provided by operating activities for the fiscal year ended March 31, 2024 were \$488.9 million compared to cash flows provided by operating activities of \$346.1 million for the fiscal year ended March 31, 2023 and cash flows used in operating activities of \$435.0 million for the fiscal year ended March 31, 2022.

The increase in cash provided by operating activities is due to greater cash provided by changes in operating assets and liabilities of \$483.7 million. The greater cash provided by changes in operating assets and liabilities was driven by lower cash used for investment in film and television programs and program rights, greater proceeds from decreases in accounts receivable, net, and increases in deferred revenue, partially offset by lower increases in participations and residuals and greater decreases in accounts payable and accrued liabilities. Fiscal 2023 also included proceeds from the termination of interest rate swaps (see further discussion below for interest rate swap transactions in fiscal 2023).

During the fiscal year ended March 31, 2023, we terminated certain interest rate swaps (a portion of which were considered hybrid instruments with a financing component and an embedded at-market derivative that was a designated cash flow hedge), and received approximately \$56.4 million. The \$56.4 million received was classified in the combined statement of cash flows as cash provided by operating activities of \$188.7 million reflecting the amount received for the derivative portion of the termination of swaps (and presented in the “proceeds from the termination of interest rate swaps” line item on the combined statement of cash flows), and a use of cash in financing activities of \$134.5 million reflecting the pay down of the financing component of the Terminated Swaps (inclusive of payments made between April 1, 2022 and the termination date amounting to \$3.2 million) (see *Financing Activities* below). See Note 18 to our audited combined financial statements.

Investing Activities. Cash flows provided by (used in) investing activities for the fiscal years ended March 31, 2024, 2023 and 2022 were as follows:

	Year Ended March 31,		
	2024	2023	2022
	(Amounts in millions)		
Investing Activities:			
Purchase of eOne, net of cash acquired (see Note 2)	\$(331.1)	\$ —	\$ —
Proceeds from the sale of equity method and other investments	5.2	46.3	1.5
Investment in equity method investees and other	(13.3)	(17.5)	(14.0)
Distributions from equity method investees and other	0.8	1.9	7.2
Acquisition of assets (film library and related assets)	—	—	(161.4)
Other	16.5	7.1	(7.9)
Capital expenditures	(9.9)	(6.5)	(6.1)
Net Cash Flows Provided By (Used In) Investing Activities	<u>\$(331.8)</u>	<u>\$ 31.3</u>	<u>\$(180.7)</u>

[Table of Contents](#)

Cash flows used in investing activities were \$331.8 million for the fiscal year ended March 31, 2024 compared to cash flows provided by investing activities of \$31.3 million for the fiscal year ended March 31, 2023 and cash flows used in investing activities of \$180.7 million for the fiscal year ended March 31, 2022. Cash used in investing activities in fiscal 2024 reflects cash used for the purchase of eOne, net of cash acquired. Cash provided by investing activities in fiscal 2023 reflects proceeds from the sale of a portion of our ownership interest in STARZPLAY Arabia, partially offset by cash used for investment in equity method investees and other as reflected above. Cash used in investing activities in fiscal 2022 primarily relates to cash used for the acquisition of a film library and related assets and investment in equity method investees and other as reflected above.

Financing Activities. Cash flows used in financing activities for the fiscal years ended March 31, 2024, 2023 and 2022 were as follows:

	Year Ended March 31,		
	2024	2023	2022
	(Amounts in millions)		
Financing Activities:			
Debt- borrowings	\$ 3,145.0	\$ 1,523.0	\$ 1,494.3
Debt- repurchases and repayments	(2,611.4)	(1,745.8)	(1,629.5)
Net repayments and repurchases of debt	533.6	(222.8)	(135.2)
Film related obligations- borrowings	1,820.8	1,584.7	1,083.0
Film related obligations- repayments	(1,942.9)	(956.5)	(272.6)
Net proceeds from film related obligations	(122.1)	628.2	810.4
Parent net investment	(290.1)	(621.3)	(119.7)
Other financing activities	(196.3)	(178.6)	(30.0)
Net Cash Flows Used In Financing Activities	\$ (74.9)	\$ (394.5)	\$ 525.5

Cash flows used in financing activities were \$74.9 million for the fiscal year ended March 31, 2024 compared to cash flows used in financing activities of \$394.5 million for the fiscal year ended March 31, 2023. Parent net investment reflects the net funding provided to or distributions received from the Starz Business.

Cash flows used in financing activities for fiscal 2024 primarily reflects parent net investment of \$290.1 million, net cash used for other financing activities of \$196.3 million, representing primarily the purchase of an additional interest in 3 Arts Entertainment of approximately \$194 million, and net film related obligations repayments of \$122.1 million due to net repayments under production loans and the Production Tax Credit Facility of \$146.3 million, offset by net borrowings under the Backlog Facility, IP Credit Facility and other of \$24.2 million.

These uses of cash were partially offset by net proceeds from debt of \$533.6 million in fiscal 2024, which included net borrowings under our revolving credit facility of \$575.0 million (of which \$375.0 million was used to fund the purchase of eOne and approximately \$194 million was used to fund the acquisition of an additional interest in 3 Arts Entertainment), which were offset by required repayments on our term loans.

Cash flows used in parent net investment in fiscal 2024 of \$290.1 million consists of cash pooling and general financing activities and funding to the Starz Business to settle amounts due from the Starz Business related to the Company's licensing arrangements with the Starz Business.

Cash flows used in financing activities for fiscal 2023 primarily reflects net debt repayments and repurchases of \$222.8 million, parent net investment of \$621.3 million and other financing activities of \$178.6 million, offset by net film related obligations borrowings of \$628.2 million due to net borrowings under

[Table of Contents](#)

production loans and the Production Tax Credit Facility of \$385.4 million and net borrowings under the Backlog Facility, IP Credit Facility and Distribution Loans of \$242.8 million.

Net debt repayments and repurchases of \$222.8 million in fiscal 2023 included the below transaction, along with required repayments on our term loans:

- In April 2022, we voluntarily prepaid the entire outstanding principal amount of the Term Loan A due March 22, 2023 of \$193.6 million.

Cash flows used in parent net investment in fiscal 2023 of \$621.3 million consists of cash pooling and general financing activities and funding to the Starz Business to settle amounts due from the Starz Business related to the Company's licensing arrangements with the Starz Business.

In addition, other financing activities in the fiscal year ended March 31, 2023 includes \$134.5 million for interest rate swap settlement payments due to the pay down of the financing component of our terminated interest rate swaps in fiscal 2023 (inclusive of payments made between April 1, 2022 and the termination date amounting to \$3.2 million) (see discussion above in "*Operating Activities*", and Note 18 to our audited combined financial statements). Other financing activities also includes the purchase of noncontrolling interest of \$36.5 million representing the settlement of the exercised Pilgrim Media Group put option.

Cash flows provided by financing activities for fiscal 2022 primarily reflects net proceeds from film related obligations of \$810.4 million due to net borrowings under production loans and the Production Tax Credit Facility of \$691.7 million and net borrowings under the IP Credit Facility of \$118.7 million, offset by net debt repayments and repurchases of \$135.2 million. Net debt repayments and repurchases of \$135.2 million in fiscal 2022 include the below transactions, along with required repayments on our term loans and other items:

- On April 6, 2021, we amended our Credit Agreement to, among other things, extend the maturity of a portion of our revolving credit commitments, amounting to \$1.25 billion, and a portion of our outstanding term A loans, amounting to \$444.9 million to April 6, 2026.
- During fiscal 2022, the Company also completed a series of repurchases of the Term Loan B and, in aggregate, paid \$95.3 million to repurchase \$96.0 million principal amount of the Term Loan B.

QUANTITATIVE AND QUALITATIVE DISCLOSURES ABOUT MARKET RISK.

Currency and Interest Rate Risk Management

Market risks relating to our operations result primarily from changes in interest rates and changes in foreign currency exchange rates. Our exposure to interest rate risk results from the financial debt instruments that arise from transactions entered into during the normal course of business. As part of our overall risk management program, we evaluate and manage our exposure to changes in interest rates and currency exchange risks on an ongoing basis. Hedges and derivative financial instruments will continue to be used in the future in order to manage our interest rate and currency exposure. We have no intention of entering into financial derivative contracts, other than to hedge a specific financial risk. See Note 18 to our unaudited condensed consolidated financial statements for additional information on our financial instruments.

Certain of our borrowings, primarily borrowings under our Intercompany Note, and our film related obligations, are, and are expected to continue to be, at variable rates of interest and expose us to interest rate risk. If interest rates increase, our debt service obligations on the variable rate indebtedness would increase even though the amount borrowed remained the same, and our net income would decrease. The applicable margin with respect to loans under the LGTV Revolver and LGTV Term Loan A is a percentage per annum equal to SOFR plus 0.10% plus 1.75% margin. The applicable margin with respect to loans under our LGTV Term Loan B is a percentage per annum equal to SOFR plus 0.10% plus 2.25% margin. Assuming the LGTV Revolver is drawn up to its maximum borrowing capacity of \$1.1 billion, based on the applicable SOFR in effect as of June 30, 2024,

[Table of Contents](#)

each quarter point change in interest rates would result in a \$0.8 million change in annual net interest expense on the LGTV Revolver, LGTV Term Loan A, LGTV Term Loan B and interest rate swap agreements.

The variable interest film related obligations (which includes our production loans, Production Tax Credit Facility, IP Credit Facility, Backlog Facility and other) incur primarily SOFR-based interest, with applicable margins ranging from 0.25% to 3.25% per annum. A quarter point increase of the interest rates on the variable interest film related obligations would result in \$3.3 million in additional costs capitalized to the respective film or television asset for production loans (based on the outstanding principal amount of such loans), and a \$1.7 million change in annual net interest expense (based on the outstanding principal amount of such loans, and assuming the Production Tax Credit Facility and Backlog Facility are utilized up to their maximum capacity of \$260.0 million and \$175.0 million, respectively).

The following table presents information about our financial instruments that are sensitive to changes in interest rates. The table also presents the cash flows of the principal amounts of the financial instruments, or the cash flows associated with the notional amounts of interest rate derivative instruments, and related weighted-average interest rates by expected maturity or required principal payment dates and the fair value of the instrument as of June 30, 2024:

	Nine Months Ending March 31, 2025	Year Ending March 31,					Total	Fair Value June 30, 2024
		2026	2027	2028	2029	Thereafter		
(Amounts in millions)								
Variable Rates:								
Intercompany Revolver⁽¹⁾⁽²⁾	\$ 66.7	\$ —	\$ —	\$ —	\$ —	\$ —	\$ 66.7	\$ 66.7
Average Interest Rate	7.18%	—	—	—	—	—		
LGTV Revolving Credit Facility⁽¹⁾⁽²⁾	—	—	585.0	—	—	—	585.0	585.0
Average Interest Rate	—	—	7.18%	—	—	—		
LGTV Term Loan A⁽¹⁾⁽²⁾	41.1	44.5	313.7	—	—	—	399.3	312.9
Average Interest Rate	7.18%	7.18%	7.18%	—	—	—		
LGTV Term Loan B⁽¹⁾	819.2	—	—	—	—	—	819.2	604.3
Average Interest Rate	7.68%	—	—	—	—	—		
Film related obligations⁽³⁾	1,271.3	590.8	9.5	108.4	—	—	1,980.0	1,980.0
Average Interest Rate	6.92%	6.83%	7.77%	6.66%	—	—		
Fixed Rates:								
Interest Rate Swaps⁽⁴⁾								
Variable to fixed notional amount	1,700.0	—	—	—	—	—	1,700.0	28.1

- (1) The effective interest rate in the table above is before the impact of interest rate swaps.
- (2) The outstanding amounts under the LGTV Revolver and LGTV Term Loan A may become due on December 23, 2024 (i.e., 91 days prior to March 24, 2025) prior to its maturity on April 6, 2026 in the event that the aggregate principal amount of Lionsgate's outstanding term loan B in excess of \$250.0 million has not been repaid, refinanced or extended to have a maturity date on or after July 6, 2026. The Company expects Lionsgate to repay and/or refinance and extend the maturity date of its term loan B prior to December 23, 2024 such that the maturity of the LGTV Revolver and LGTV Term Loan A are not accelerated.
- (3) Represents amounts outstanding under film related obligations (i.e., production loans, Production Tax Credit Facility, Backlog Facility and other, and IP Credit Facility), actual amounts outstanding and the timing of expected future repayments may vary in the future (see Note 8 to our unaudited condensed consolidated financial statements for further information). See Note 21 to our unaudited condensed consolidated financial statements for amounts borrowed in July 2024 under the eOne IP Facility.
- (4) Represents interest rate swap agreements on certain of our SOFR-based floating-rate debt with fixed rates paid ranging from 2.723% to 2.915% with maturities in March 2025. See Note 18 to our unaudited condensed consolidated financial statements.

BUSINESS OF LG STUDIOS AND CERTAIN INFORMATION ABOUT LG STUDIOS

All amounts discussed in this section are in millions of U.S. dollars, unless otherwise indicated. This section discusses the business of LG Studios. Unless the context otherwise requires, references in this section to Lionsgate are to Lions Gate Parent.

Introduction

LG Studios is Lionsgate Studios Corp., a British Columbia corporation. LG Studios is a successor in interest to SEAC II Corp. (“**New SEAC**”), which was a Cayman Islands exempted company and a wholly-owned subsidiary of SEAC. In accordance with the consummation of the Business Combination described herein, which was completed on May 13, 2024, New SEAC effected a deregistration pursuant to and in accordance with Sections 206 through 209 of the Companies Act and a continuation and domestication as a British Columbia company in accordance with the BC Act, pursuant to which jurisdiction of incorporation of New SEAC was changed from the Cayman Islands to British Columbia, Canada.

Overview

LG Studios is one of the world’s leading standalone, pure play, publicly-traded content companies. It brings together diversified motion picture and television production and distribution businesses, a world-class portfolio of valuable brands and franchises, a talent management and production powerhouse and a more than 20,000-title film and television library, all driven by its bold and entrepreneurial culture.

LG Studios manages and reports its operating results through two reportable business segments: *Motion Picture* and *Television Production*.

Segment Information

Motion Picture: LG Studios’ *Motion Picture* segment includes revenues derived from the following:

- *Theatrical.* The domestic theatrical release of motion pictures licensed to theatrical exhibitors on a picture-by-picture basis (distributed by LG Studios directly in the U.S. and through a sub-distributor in Canada). The revenues from Canada are reported net of distribution fees and release expenses of the Canadian sub-distributor. The financial terms that LG Studios negotiates with its theatrical exhibitors in the U.S. generally provide that LG Studios receives a percentage of the box office results.
- *Home Entertainment.* The sale or rental of LG Studios’ film productions and acquired or licensed films and certain television programs (including theatrical and direct-to-video releases) on packaged media and through digital media platforms (including pay-per-view and video-on-demand platforms, electronic sell through, and digital rental). In addition, LG Studios has revenue sharing arrangements with certain digital media platforms which generally provide that, in exchange for a nominal or no upfront sales price, LG Studios shares in the rental or sales revenues generated by the platform on a title-by-title basis.
- *Television.* The licensing of LG Studios’ theatrical productions and acquired films to the linear pay, basic cable and free television markets. In addition, when a license in LG Studios’ traditional pay television window is made to a subscription video-on-demand or other digital platform, the revenues are included here.
- *International.* The (i) licensing of LG Studios’ productions, acquired films, LG Studios’ catalog product and libraries of acquired titles to international distributors, on a territory-by-territory basis, and (ii) the direct distribution of LG Studios’ productions, acquired films, and LG Studios’ catalog product and libraries of acquired titles in the United Kingdom.

[Table of Contents](#)

- *Other.* Among others, the licensing of LG Studios' film and television and related content (e.g., games, music, location-based entertainment royalties, etc.) to other ancillary markets.

Television Production: LG Studios' *Television Production* segment includes revenues derived from the following:

- *Television.* The licensing to domestic markets (linear pay, basic cable, free television and syndication) of scripted and unscripted series, television movies, mini-series and non-fiction programming. Television revenues include fixed fee arrangements as well as arrangements in which LG Studios earns advertising revenue from the exploitation of certain content on television networks. Television revenues also include revenue from licenses to subscription video-on-demand platforms in which the initial license of a television series is to a subscription video-on-demand platform.
- *International.* The licensing and syndication to international markets of scripted and unscripted series, television movies, mini-series and non-fiction programming.
- *Home Entertainment.* The sale or rental of television production movies or series on packaged media and through digital media platforms.
- *Other.* Among others, the licensing of LG Studios' television programs to other ancillary markets, the sales and licensing of music from the television broadcasts of LG Studios' productions, and from commissions and executive producer fees earned related to talent management.

Segment Revenue

For the three months ended June 30, 2024, contributions to the combined revenues of LG Studios from its reporting segments included *Motion Picture*, 59% and *Television Production*, 41%.

Within the *Motion Picture* segment, revenues were generated from the following:

- Theatrical, 10.4%;
- Home Entertainment, 43.0%;
- Television, 25.3%;
- International, 19.7%; and
- Motion Picture-Other, 1.6%.

Within the *Television Production* segment, revenues were generated from the following:

- Television, 66.5%;
- International, 14.7%;
- Home Entertainment, 8.2%; and
- Television Production-Other, 10.6%.

Corporate Strategy

LG Studios manages a large and diversified portfolio of film and television content that it licenses to theatrical exhibitors, streaming, broadcast, pay cable and other platform partners worldwide. LG Studios maintains a disciplined, targeted and cost-effective approach to the acquisition, production, marketing and distribution of that content. This strategic focus makes it a preferred supplier to third-party buyers. The extension of LG Studios' deep portfolio of brands and franchises, creation of new intellectual properties and rigorous focus on retaining key rights to its content is designed to create incremental long-term value for shareholders through a combination of current releases and one of the most valuable film and television libraries in the world.

Motion Picture - Theatrical

Production and Acquisition

LG Studios takes a disciplined approach to theatrical production, with the goal of producing content that can be distributed through various domestic and international platforms. In doing so, LG Studios may mitigate the financial risk associated with production by, among other things:

- Negotiating co-financing development and co-production agreements which may provide for cost-sharing with one or more third party companies;
- Pre-licensing international distribution rights on a selective basis, including through international output agreements (which license rights to distribute a film in one or more media generally for a limited term, and in one or more specific territories prior to completion of the film);
- Structuring agreements that provide for talent participation in the financial success of the film in exchange for reduced guaranteed “up-front payments” that would be paid regardless of the film’s success; and
- Utilizing governmental incentives, programs and other structures from state and foreign countries (e.g., sales tax refunds, transferable tax credits, refundable tax credits, low interest loans, direct subsidies or cash rebates, calculated based on the amount of money spent in the particular jurisdiction in connection with the production).

LG Studios’ approach to acquiring films complements its theatrical production strategy—LG Studios typically seeks to limit its financial exposure while adding films with high potential for commercial box office success, critical recognition and successful monetization across a broad array of platforms.

Distribution

The economic life of a motion picture may consist of its exploitation in theaters, on packaged media and on various digital and television platforms in territories around the world. LG Studios generally distributes motion pictures directly to movie theaters in the U.S. whereby the exhibitor retains a portion of the gross box office receipts and the balance is remitted to the distributor. Concurrent with their release in the U.S., films are generally released in Canada and may also be released in one or more other foreign countries. LG Studios constructs release schedules taking into account moviegoer attendance patterns and competition from other studios’ scheduled theatrical releases. After the initial theatrical release, distributors seek to maximize revenues by releasing films in sequential release date windows, which may be exclusive against other non-theatrical distribution platforms. In certain circumstances, LG Studios’ distribution strategy has and may continue to change, and certain films intended for theatrical release may be licensed to other platforms.

Producing, marketing and distributing films can involve significant risks and costs, and can cause LG Studios’ financial results to vary depending on the timing of a film’s release. For instance, marketing costs are generally incurred before and throughout the theatrical release of a film and, to a lesser extent, other distribution windows, and are expensed as incurred. Therefore, LG Studios typically incurs losses with respect to a particular film prior to and during the film’s theatrical exhibition, and profitability for the film may not be realized until after its theatrical release window. Further, LG Studios may revise the release date of a film as the production schedule changes or in such a manner as LG Studios believes is likely to maximize revenues or for other business reasons. Additionally, there can be no assurance that any of the films scheduled for release will be completed and/or in accordance with the anticipated schedule or budget, or that the film will ever be released.

[Table of Contents](#)

Theatrical Releases

For the six months ended September 30, 2024, LG Studios released 16 films theatrically in the U.S. across its labels (including LG Studios' partnership with Roadside Attractions, of which Lionsgate owns a 43% equity interest). Such titles and their release patterns included the following:

Six Months Ended September 30, 2024 Theatrical Releases – Lionsgate*		
<i>Title</i>	<i>Release Date</i>	<i>Release Pattern</i>
<i>The Ministry of Ungentlemanly Warfare</i>	April 15, 2024	Theatrical and Premium Video-on-Demand
<i>Unsung Hero</i>	April 26, 2024	Theatrical and Accelerated Home Entertainment
<i>The Strangers: Chapter 1</i>	May 17, 2024	Theatrical and Premium Video-on-Demand
<i>Borderlands</i>	August 9, 2024	Theatrical and Premium Video-on-Demand

Six Months Ended September 30, 2024 Theatrical Releases – Lionsgate*		
<i>Title</i>	<i>Release Date</i>	<i>Release Pattern</i>
<i>The Crow</i>	August 23, 2024	Theatrical and Premium Video-on-Demand
<i>The Killer's Game</i>	September 13, 2024	Theatrical and Premium Video-on-Demand
<i>Never Let Go</i>	September 20, 2024	Theatrical and Premium Video-on-Demand
<i>Megalopolis</i>	September 27, 2024	Theatrical and Premium Video-on-Demand

* Does not include releases of 17 day-and-date and multi-platform titles for the six months ended September 30, 2024.

Six Months Ended September 30, 2024 Theatrical Releases – Roadside Attractions		
<i>Title</i>	<i>Release Date</i>	<i>Release Pattern</i>
<i>The Absence of Eden</i>	April 12, 2024	Theatrical and Accelerated Home Entertainment
<i>Boy Kills World</i>	April 26, 2024	Theatrical and Premium Video-on-Demand
<i>Summer Camp</i>	May 31, 2024	Theatrical and Accelerated Home Entertainment
<i>Firebrand</i>	June 14, 2024	Theatrical and Accelerated Home Entertainment
<i>Kill</i>	July 5, 2024	Theatrical and Premium Video-on-Demand
<i>My Penguin Friend</i>	August 16, 2024	Theatrical and Accelerated Home Entertainment
<i>City of Dreams</i>	August 30, 2024	Theatrical and Accelerated Home Entertainment
<i>Lee</i>	September 27, 2024	Theatrical and Premium Video-on-Demand

[Table of Contents](#)

LG Studios continues to evaluate release strategies of its films by releasing solely and/or earlier on streaming platforms, initially releasing on premium video-on-demand, premium electronic sell-through, or by licensing directly to streaming platforms. In doing so, LG Studios capitalizes on increased optionality in distribution and maintains a platform agnostic approach to distribution to take full advantage of new windowing opportunities and alternative distribution strategies (while also continuing to work closely with LG Studios' theatrical exhibition partners).

Nominations and Awards

LG Studios and its affiliated companies (including its wholly-owned subsidiaries, Artisan Pictures, eOne, Mandate Pictures and Summit Entertainment, and Roadside Attractions, of which Lions Gate Parent owns a 43% equity interest) have distributed films that have earned numerous Academy Awards®, Golden Globe Awards®, Producers Guild Awards®, Screen Actors Guild Awards®, Directors Guild Awards®, BAFTA Awards and Independent Spirit Awards nominations and wins.

Motion Picture - Home Entertainment

LG Studios' U.S. home entertainment distribution operation exploits its extensive film and television content library of more than 20,000 motion picture titles and television episodes and programs, consisting of titles from, among others, Lions Gate Parent, Lionsgate Television, LG Studios' subsidiaries, affiliates and joint ventures (such as Anchor Bay Entertainment, Artisan Entertainment, eOne, Grindstone Entertainment Group, Roadside Attractions, STARZ, Summit Entertainment, Trimark and Vestron), as well as titles from third parties such as A24, A&E, AMC, Entertainment Studios, EuropaCorp, Gravitas, Saban Entertainment, StudioCanal, STX Entertainment, Tyler Perry Studios Visiona Romantica and Zoetrope. Home entertainment revenue consists of packaged media and digital revenue.

Packaged Media

LG Studios' packaged media distribution involves the marketing, promotion and/or sale of DVDs/Blu-ray/4K Ultra HD discs to wholesalers and retailers in the U.S. and Canada. Fulfillment of physical distribution services are substantially licensed to Sony Pictures Home Entertainment. LG Studios distributes or sells content directly to retailers such as Wal-Mart, Target, Amazon and others who buy large volumes of LG Studios' discs to sell directly to consumers.

Digital Media

LG Studios considers alternative distribution strategies for its films and releases several titles solely and/or in an accelerated post-theatrical window on various digital platforms (including multi-platform distribution). LG Studios directly distributes this and other content (including certain titles not distributed theatrically or on physical media) across a wide range of global distribution platforms and networks on an on-demand basis (whereby the viewer controls the timing of playback) through dozens of transactional (transactional video-on-demand and electronic-sell-through), subscription, ad-supported and free video-on-demand platforms. LG Studios also directly distributes content on a linear distribution basis (i.e., whereby the programmer controls the timing of playback) through various linear pay, basic cable, and free, over-the-air television platforms worldwide. Transactional video-on-demand services to which we license our content include, among others, Amazon's Prime Video, Apple TV, Comcast Xfinity, Fandango at Home, Google TV, and Microsoft Movies & TV and Youtube; subscription video-on demand services to which LG Studios licenses its content include, among others, Amazon's Prime Video, Hulu, Max, Netflix, Peacock and Paramount+; ad-supported video-on-demand services to which LG Studios licenses its content include, among others, Pluto, The Roku Channel, Samsung, Tubi TV and YouTube; and linear networks to which LG Studios distributes its content includes, among others, pay television networks such as EPIX, HBO, Showtime and Starz, and basic cable network groups such as AMC Networks, Disney Media & Entertainment Distribution Networks, NBCUniversal Cable Entertainment, Paramount Global Domestic Media Networks and Warner Media Entertainment Networks, as

[Table of Contents](#)

well as Bounce, Telemundo and UniMás. Additionally, LG Studios owns and operates a suite of 22 multi-content and single series free, ad-supported streaming linear channels (also known as FAST channels) carried by various platforms including, among others, Tubi TV, Samsung, The Roku Channel and Pluto.

Motion Picture - Television

LG Studios licenses its theatrical productions and acquired films to the domestic linear pay, basic cable and free television markets. For additional information regarding such distribution, see “*Motion Picture – Home Entertainment—Digital Media.*”

Motion Picture - International

LG Studios’ international sales operations are headquartered at its offices in London, England. The primary components of LG Studios’ international business are, on a territory-by-territory basis through third parties or directly through its international divisions:

- The licensing of rights in all media of its in-house feature film product and third-party acquisitions on an output basis;
- The licensing of rights in all media of its in-house product and third-party acquisitions on a sales basis for non-output territories;
- The licensing of third-party feature films on an agency basis; and
- Direct distribution of theatrical and/or ancillary rights licensing.

LG Studios licenses rights in all media on a territory-by-territory basis (other than the territories where LG Studios self-distributes) of (i) LG Studios’ in-house feature film product, and (ii) films produced by third parties such as Ace Entertainment, BuzzFeed, Fifth Season, Asbury Park Pictures and Endurance Media. Films licensed and/or released by LG Studios internationally for the six months ended September 30, 2024, included such in-house productions as *The Long Walk*, *Good Fortune*, *Highlander*, *Now You See Me 3*, *Michael*, *Never Let Go (f/k/a Motherland)* and *Borderlands*, as well as films produced by third parties such as *Above The Below*, *The Killer’s Game*, *Flight Risk*, *Anniversary*, *Unsung Hero*, *The Strangers Trilogy*, *Arthur The King*, *Dust Bunny*, *F Marry Kill* and *Freaky Tales*. Third-party films for which LG Studios was engaged as exclusive sales agent and/or released by LG Studios internationally for the six months ended September 30, 2024 included *Bone Yard*, *Rich Flu*, and *The Fabulous Four*.

Through territory-by-territory sales arrangements, LG Studios generally covers a substantial portion of the production budget or acquisition cost of new theatrical releases which LG Studios licenses and distributes internationally. LG Studios also has an output arrangement in France (for all rights for all media, including home entertainment and television rights), and distributes theatrical titles in Latin America through International Distribution Company, as well as theatrical rights in Canada through Cineplex.

LG Studios also self-distributes motion pictures in the United Kingdom and Ireland through its subsidiary, Lions Gate International UK (“Lionsgate UK”). For the six months ended September 30, 2024, Lionsgate UK released the following theatrical titles:

[Table of Contents](#)

For the fiscal year ended March 31, 2024, Lionsgate UK released the following theatrical titles:

Six Months Ended September 30, 2024 Lionsgate UK	
<i>Title</i>	<i>Release Date</i>
<i>Love Lies Bleeding</i>	May 3, 2024
<i>The Strangers: Chapter 1</i>	May 17, 2024
<i>Kill</i>	July 5, 2024
<i>Borderlands</i>	August 9, 2024
<i>The Critic</i>	September 13, 2024
<i>Never Let Go</i>	September 27, 2024

Additionally, New Lionsgate's office in India manages operations and growth opportunities in the South Asian/Indian sub-continent. Through its local office in Mumbai, New Lionsgate manages the following activities:

- Appoints and works closely with local theatrical distribution partners to maximize box office for its films;
- Partners with local production companies, as well as develops in-house, Indian local language television series and feature films for distribution across other media platforms; and
- Explores investment opportunities throughout the South Asian and South East Asian media market.

Motion Picture - Other

Global Products and Experiences

LG Studios' Global Products and Experiences division drives incremental revenue and builds consumer engagement across LG Studios' entire portfolio of properties via live shows and experiences, location-based entertainment destinations, games, physical and digital merchandise, and select strategic partnerships and investments.

Within the division, LG Studios' Global Live Entertainment business focuses on licensing, developing, and producing live stage shows, concerts, and live immersive experiences and events based on LG Studios' theatrical and television content. LG Studios has announced multiple live entertainment projects, including *Wonder, Nashville, Wonder* and *La La Land* for Broadway, *The Hunger Games* for London, as well as a live dance show inspired by the *Step Up* film franchise. Live to film concerts currently touring globally include *La La Land, Dirty Dancing, La La Dancing* and *Twilight*.

LG Studios' Interactive Entertainment business focuses on growing a slate that includes games across PC/console, mobile, virtual reality and more, both through stand-alone games based solely on LG Studios' content and the integration of LG Studios' properties with marquee games such as *Call of Duty, Dead By Daylight, Fortnite* and *Roblox*, as well as Web3 projects, including the SANDBOX. Stand-alone game titles include *Blair Witch, Power Rangers: Battle for the Grid, Power Rangers: Legacy Wars* and the upcoming *RetroRealms: Ash vs Evil Dead* launching in October 2024. A *John Wick AAA* video game is currently in development.

LG Studios' Location Based Entertainment business licenses and produces LG Studios' Lionsgate, theatrical, and television brands for theme parks, destinations, and stand-alone attractions and experiences. Attractions based on *The Hunger Games, John Wick, Now You See Me, SAW* and other of our intellectual property can be found at theme parks and destinations in China, the United States, United Kingdom, and the Middle East, including the John Wick Experience opening in Las Vegas later in 2024. Lionsgate has also partnered with Six Flags to open SAW themed haunted houses across multiple Six Flags theme parks in North America during the Halloween season.

LG Studios' Consumer Products business licenses and develops products around its leading film and television properties, including *John Wick, The Hunger Games, Twilight, Dirty Dancing* and *Saw*. LG Studios

[Table of Contents](#)

merchandise is available in the Lionsgate Shop, LG Studios' official ecommerce shop, and at many well-known retail outlets such as Hot Topic, Wal-Mart and Target. LG Studios is developing new offerings across a broad range of categories with best-in-class licensees, including LEGO, American Classics, Ripple Junction, Goodie Two-Sleeves, Hot Toys, Funko, ColourPop and more.

Music

LG Studios manages music for LG Studios' theatrical and television slates, including overseeing songs, scores and soundtracks for all of LG Studios' theatrical productions, co-productions and acquisitions, as well as music staffing, scores and soundtracks for all of LG Studios' television productions. Music revenues are derived from the sales and licensing of music from LG Studios' films, television, and other productions, and the theatrical exhibition of LG Studios' films and the broadcast and webcast of LG Studios' productions.

Ancillary Revenues

Ancillary revenues are derived from the licensing of films and television content at non-theatrical venues including educational and institutional facilities, U.S. military bases, oil rigs, hospitals, hotels, prisons, and on all forms of common carrier transportation, including airlines and ships.

Television Production - Television

LG Studios' television business consists of the development, production, syndication and distribution of television programming. LG Studios principally generates revenue from the licensing and distribution of such programming to broadcast television networks, pay and basic cable networks, digital platforms and syndicators of first-run programming, which licenses programs on a station-by-station basis and pays in cash or via barter (i.e., trade of programming for airtime). Each of these platforms may acquire a mix of original and library programming.

After initial exhibition, LG Studios distributes programming to subsequent buyers, both domestically and internationally, including basic cable network, premium subscription services or digital platforms (known as "off-network syndicated programming").

Off-network syndicated programming can be sold in successive cycles of sales which may occur on an exclusive or non-exclusive basis. In addition, television programming is sold on home entertainment (packaged media and via digital delivery) and across all other applicable ancillary revenue streams including music publishing, touring and integration.

Similar to film production practices, LG Studios leverages tax credits, subsidies, and other incentive programs to optimize its returns and maintain financially prudent production models for television content.

LG Studios currently produces, syndicates and distributes nearly 100 television shows on more than 50 networks.

For the six months ended September 30, 2024, scripted and unscripted programming produced, co-produced or distributed by LG Studios and LG Studios' affiliated entities (including Starz original productions), as well as programming syndicated by LG Studios' wholly owned subsidiary, Debmart Mercury, during this period, included the following:

Six Months Ended September 30, 2024
Scripted - Lionsgate

<i>Title</i>	<i>Network</i>
<i>Black Mafia Family</i>	Starz
<i>Ghosts</i>	CBS
<i>Mere Mortals</i>	Apple
<i>Mythic Quest</i>	Apple
<i>Power Book III: Raising Kanan</i>	Starz

[Table of Contents](#)

Six Months Ended September 30, 2024
Scripted - eOne

<i>Title</i>	<i>Network</i>
<i>A Gentleman in Moscow</i>	Paramount+
<i>The Recruit</i>	Netflix
<i>The Rookie</i>	ABC

Six Months Ended September 30, 2024
Unscripted - Lionsgate Alternative Television*

<i>Title</i>	<i>Network</i>
<i>Barnes Bunch</i>	WETV
<i>Caresha For Real</i>	VH1
<i>Fletcher's Family Farm</i>	ITV
<i>Icons that Changed America</i>	History
<i>Milf Manor</i>	TLC
<i>My Big Fat Fab Life</i>	TLC
<i>Naked & Afraid</i>	Discovery
<i>Naked & Afraid: Last One Standing</i>	Discovery
<i>Power Slap: Road to the Title</i>	Discovery
<i>Selling Sunset</i>	Netflix

Six Months Ended September 30, 2024
Unscripted - Lionsgate Alternative Television*

<i>Title</i>	<i>Network</i>
<i>Springtime on the Farm</i>	Channel 5
<i>The Yorkshire Vet</i>	Channel 5
<i>The Yorkshire Vet: Great and Small</i>	Channel 5
<i>Trivial Pursuit</i>	CW
<i>Ultimate Fighter</i>	ESPN+
<i>Zombie House Flippers</i>	Discovery

Six Months Ended September 30, 2024
Syndication - Debmart-Mercury

<i>Title</i>
<i>Family Feud</i>
<i>People Puzzler</i>
<i>Sherri Shepherd</i>
<i>The Conners</i>

* Lionsgate Alternative Television includes programming produced by Pilgrim Media Group (of which we own a majority interest), as well as by our wholly-owned subsidiaries, eOne's U.S. and U.K. non-scripted group, Blackfin, Renegade and Daisybeck Studios (acquired in December 2023).

[Table of Contents](#)

Television Production - International

LG Studios licenses, sells and distributes original Lions Gate Parent television series (including Lionsgate UK television programming), third-party television programming and format acquisitions to international markets via packaged media and various digital platforms. For the six months ended September 30, 2024, Lionsgate UK television programming that was acquired, began production, was produced or was broadcast, included the following:

Six Months Ended September 30, 2024		
Television - Lionsgate UK		
<i>Title</i>	<i>Network</i>	<i>Partner(s)</i>
<i>Son of A Critch 4</i>	CBC & CW	Project 10 Further South Productions and ShinAwil
<i>Borderline</i>	ZDF & Roku	Further South Productions Limited
<i>Queenie</i>	Channel 4	Gil Formats Ltd
<i>The German</i>	DBS Satellite Services (YES)	

Television Production - Home Entertainment

For information regarding television production home entertainment revenue, see “*Motion Picture - Home Entertainment.*”

Television Production - Other

Other revenues are derived from, among others, the licensing of LG Studios’ television programs to other ancillary distributors, the sales and licensing of music from the television broadcasts of LG Studios’ productions, and from LG Studios’ interest in 3 Arts Entertainment, a talent management company. 3 Arts Entertainment receives commission revenue from talent representation and are producers on a number of television shows and films where they receive an executive producer fee and back-end participations.

On January 2, 2024, Lions Gate Parent closed on the acquisition of an additional 25% of 3 Arts Entertainment representing approximately half of the noncontrolling interest for approximately \$194 million. In addition, Lions Gate Parent purchased certain profit interests held by certain managers and entered into certain option rights agreements providing noncontrolling interest holders the right to sell and Lions Gate Parent the right to purchase their remaining 24% interest beginning in January 2027.

Specialized Skill and Knowledge

LG Studios’ management team brings together strong complementary skills, expertise and experience in various aspects of the media and entertainment industry, including in film and television studio operations, production and distribution, as well as in strategic planning, financing, sales, marketing and mergers and acquisitions.

Competitive Conditions

LG Studios’ businesses operate in highly competitive markets. LG Studios competes with companies within the entertainment and media business and from alternative forms of leisure entertainment, such as travel, sporting events, outdoor recreation and other cultural-related activities. LG Studios competes with the major studios, numerous independent motion picture and television production companies, television networks, pay television services and digital media platforms for the acquisition of literary, film and television properties, the services of performing artists, directors, producers and other creative and technical personnel and production financing, all of which are essential to the success of LG Studios’ businesses. In addition, LG Studios’ motion pictures compete for audience acceptance and exhibition outlets with motion pictures produced and distributed by other companies. Likewise, LG Studios’ television product faces significant competition from independent distributors as well as major studios. As a result, the success of any of LG Studios’ motion picture and television business is

[Table of Contents](#)

dependent not only on the quality and acceptance of a particular film or program, but also on the quality and acceptance of other competing content released into the marketplace at or near the same time as well as on the ability to license and produce quality content.

Intellectual Property

LG Studios currently uses and owns or licenses a number of trademarks, service marks, copyrights, domain names and similar intellectual property in connection with LG Studios' businesses and owns registrations and applications to register them both domestically and internationally. LG Studios believes that ownership of, and/or the right to use, protect, defend and enforce, such trademarks, service marks, copyrights, domain names and similar intellectual property is an important factor in LG Studios' businesses and that LG Studios' success depends, in part, on such ownership.

Motion picture and television piracy is extensive in many parts of the world, including South America, Asia and certain Eastern European countries, and is made easier by technological advances and the conversion of content into digital formats. This trend facilitates the creation, transmission and sharing of high-quality unauthorized copies of content on packaged media and through digital formats. The proliferation of unauthorized copies of these products has had and will likely continue to have an adverse effect on LG Studios' business, because these products may reduce the revenue LG Studios receive from LG Studios' products. LG Studios' ability to protect and enforce its intellectual property rights is subject to certain risks and, from time to time, LG Studios encounters disputes over rights and obligations concerning intellectual property. LG Studios cannot provide assurance that LG Studios will prevail in any intellectual property disputes.

LG Studios owns or continues to license from third parties intellectual property rights necessary to operate the Studio Business as of the Business Combination.

For additional information on risks relating to intellectual property, please see the sections titled "*Risk Factors—Risks Related to the Studio Business—LG Studios' business is dependent on the maintenance and protection of its intellectual property and pursuing and defending against intellectual property claims may have a material adverse effect on LG Studios' business*" and "*Risk Factors—Risks Related to the Studio Business—Piracy of films and television programs could adversely affect LG Studios' business over time.*"

Seasonality (Business Cycles)

LG Studios' business is not subject to cyclical or seasonal fluctuations, but may depend significantly based on the risk factors set forth in the section entitled "*Risk Factors—Risks Related to the Studio Business—LG Studios' revenues and results of operations may fluctuate significantly.*"

Dependence on Key Customer Contracts

LG Studios' business is not dependent on any key customer contracts, but see "*Risk Factors—Risks Related to the Studio Business—The Studio Business relies on a few major retailers and distributors and the loss of any of those could reduce its revenues and operating results.*"

Changes to Contracts

Except in connection with the Business Combination, LG Studios' business is not affected by the renegotiation or termination of contracts or subcontracts.

Environmental Protection

LG Studios' business does not involve environmental protection requirements.

[Table of Contents](#)

Employees

LG Studios employs approximately 1,175 individuals as of the effective time in its worldwide operations. LG Studios also utilizes consultants in the ordinary course of its business and hires additional employees on a project-by-project basis in connection with the production of LG Studios' motion pictures and television programming.

Environmental and Social Responsibility and Human Capital Management

Following the Business Combination, LG Studios generally continues Lions Gate Parent's existing policies and practices with respect to environmental, social responsibility and human capital matters. For more information on Lions Gate Parent's policies and practices, see Lions Gate Parent's definitive proxy statement relating to its 2023 annual meeting of shareholders.

Legal Proceedings and Regulatory Actions

From time to time, LG Studios is expected to be involved in certain claims and legal proceedings arising in the normal course of business. While the resolution of these matters cannot be predicted with certainty, LG Studios does not believe, based on current knowledge, that the outcome of any currently pending legal proceedings in which Lions Gate Parent is currently involved will have a material adverse effect on LG Studios' consolidated financial position, results of operations or cash flow. For additional information regarding legal proceedings in which LG Studios is involved, see "Risk Factors—Purported noteholders have instituted suit against Lions Gate Parent claiming that it breached the indenture governing Lions Gate Capital Holdings LLC's 5.500% senior notes due 2029 by virtue of an amendment executed in connection with an exchange by certain noteholders for new notes."

Interests of Informed Persons in Material Transactions

Other than as set forth in this prospectus, no director or executive officer of Pubco or a person or company that beneficially owns, or controls or directs, directly or indirectly, more than 10% of any class or series of voting securities of Pubco, or any associate or affiliate of any such person, has or had any material interest, direct or indirect, in any transaction since the commencement of Pubco's most recently completed financial year or in any proposed transaction which has materially affected or would materially affect Pubco.

Insurance

The separation agreement provides for the allocation between the parties of rights and obligations under existing insurance policies with respect to occurrences prior to the effective time and will set forth procedures for the administration of insured claims and certain other insurance matters.

Properties

LG Studios' corporate office is located at 250 Howe Street, 20th Floor, Vancouver, BC V6C 3R8. Its principal executive offices are located at 2700 Colorado Avenue, Santa Monica, California 90404, where LG Studios occupies 192,584 square feet (per a lease that expires in September 2029).

In addition, LG Studios leases the following properties:

- 94,449 square feet at 134 Peter Street, Toronto, Canada (per a lease that expires in June 2025);
- 93,670 square feet at 12020 Chandler Blvd., Valley Village, California (per a lease that expires in December 2027);

Table of Contents

- 48,133 square feet at 4201 Wilshire Blvd., Los Angeles, California (per a lease that expires in July 2024);
- 39,000 square feet at 2700 Pennsylvania Avenue, Santa Monica, California (per a lease that expires in August 2029);
- 34,332 square feet at 530 Fifth Avenue, New York, New York (per a lease that expires in August 2028);
- 28,192 square feet at 15301 Ventura Blvd., Sherman Oaks, California (per a lease that expires in December 2025);
- 25,346 square feet at 9460 Wilshire Blvd., Beverly Hills, California (per a lease that expires in February 2026);
- 24,999 square feet at 495-517 Wellington Street West, Toronto, Ontario (per a lease that expires in December 2035);
- 15,673 square feet at 45 Mortimer Street, London, United Kingdom (per a lease that expires in July 2029); and
- An aggregate of 20,610 square feet for properties located in Beijing, China (per a lease that expires in December 2024), Brentwood, California (per a lease that expires in April 2026), Leeds, United Kingdom (per leases that expire in April 2025, September 2025 and October 2027), Luxembourg City, Luxembourg (per a lease that expires in April 2027), Mumbai, India (per a lease that expires in December 2026), New York, New York (per a lease that expires in May 2025), and Toronto, Canada (per a lease that expires in June 2025).

LG Studios believes that its current facilities are adequate to conduct its business operations for the foreseeable future. LG Studios believes that it will be able to renew these leases on similar terms upon expiration. If it cannot renew, LG Studios believes that it could find other suitable premises without any material adverse impact on its operations.

Material Contracts

The only material contracts within the meaning of applicable Canadian securities legislation, other than the contracts entered into in the ordinary course of business, which have been entered into or will be entered into by LG Studios since its formation or are otherwise material to LG Studios or the Studio Business within the meaning of applicable Canadian securities legislation are the business combination agreement, separation agreement, shared services/overhead sharing agreement, amended and restated registration rights agreement, intercompany financing arrangement, subscription agreements, investor rights agreement, amendment to the voting and standstill agreement and tax matters agreement which are described in the section entitled “*StudioCo Relationships and Related Party Transactions.*”

Auditors

Ernst & Young LLP, independent registered public accounting firm, is Pubco’s auditor.

DESCRIPTION OF PUBCO SECURITIES

This section of the prospectus includes a description of the material terms of the Pubco Closing Articles and of applicable Canadian law as they are in effect following the Closing of the Business Combination. The following description is intended as a summary only and does not constitute legal advice regarding those matters and should not be regarded as such. Unless stated otherwise, this description does not address any (proposed) provisions of Canadian law that have not become effective as per the date of this prospectus. The description is qualified in its entirety by reference to the complete text of the Pubco Closing Articles, the form of which is attached as Annex C to the Form S-4/A. We urge you to read the full text of the Pubco Closing Articles.

Authorized Share Capital

The authorized share capital of Pubco consists of shares of the class or classes and series, if any, described in the notice of articles of Pubco. The authorized share capital of Pubco consists of an unlimited number of Pubco Common Shares. The authorized share capital of Pubco may be increased or decreased by a special resolution, which is a resolution passed at a general meeting where at least 66 2/3% of the votes cast are in favour of the resolution or by a resolution passed in writing by all of the shareholders holding shares that carry the right to vote at a general meeting. The directors of Pubco are authorized to issue new Pubco Common Shares without shareholder approval. The rights and restrictions to which the Pubco Common Shares are subject are set out in the Pubco Closing Articles.

Share Terms

Pubco Common Shares

Voting Rights

Except as provided by law, holders of Pubco Common Shares are entitled to one vote for each share held of record on all matters submitted to a vote of the shareholders, have the right to vote for the election of directors and do not have cumulative voting rights.

Dividends

Holders of Pubco Common Shares are entitled to receive ratably in proportion to the number of Pubco Common Shares held by them such dividends (payable in cash, shares or otherwise), if any, as may be declared from time to time by the board of directors of Pubco out of funds available for dividend payments. Dividends will not be declared where there are reasonable grounds for believing Pubco is insolvent or the payment of dividends would render Pubco insolvent. All outstanding Pubco Common Shares are fully paid and non-assessable, and the Pubco Common Shares issued in connection with the transactions contemplated under the Business Combination Agreement are fully paid and non-assessable. There is not a fixed rate of dividends.

Conversion, Redemption, Liquidation and Preemptive Rights

Holders of Pubco Common Shares have no preferences or rights of conversion, exchange, preemptive or other subscription rights. There are no redemption provisions applicable to the Pubco Common Shares. In the event of any voluntary or involuntary liquidation, dissolution or winding-up of Pubco's affairs, holders of Pubco Common Shares are entitled to share ratably in Pubco's assets that are remaining after payment or provision for payment of all of Pubco's debts and obligations in proportion to the Pubco Common Shares held by them.

Pubco Closing Articles

Provisions of Pubco Closing Articles may delay or discourage transactions involving an actual or potential change in control or change in Pubco's management, including transactions in which shareholders might otherwise receive a premium for their shares, or transactions that Pubco's shareholders might otherwise deem to be in their best interests. Therefore, these provisions could adversely affect the price of Pubco Common Shares.

[Table of Contents](#)

These provisions are expected to discourage coercive takeover practices and inadequate takeover bids. These provisions are also designed to encourage persons seeking to acquire control of Pubco to first negotiate with Pubco. Pubco believes that the benefits of increased protection and its potential ability to negotiate with the proponent of an unfriendly or unsolicited proposal to acquire or restructure Pubco outweigh the disadvantages of discouraging these proposals because, among other things, negotiation of these proposals could result in an improvement of their terms.

Among other things, the Pubco Closing Articles:

- provide that directors of Pubco may only be removed by shareholders passing a special resolution with the requisite special majority of at least 66 2/3% of the votes cast at a meeting of shareholders entitled to vote in the election of directors, voting together as a single class;
- establish advance notice procedures with regard to shareholder proposals relating to the nomination of candidates for election as directors. These procedures provide that notice of shareholder proposals must be timely given in writing to Pubco's secretary prior to the meeting at which the action is to be taken. Generally, to be timely, notice must be received at Pubco's principal executive offices not less than 30 days prior to the date of the annual general meeting of the shareholders. The Pubco Closing Articles specify the requirements as to form and content of all shareholders' notices. These requirements may preclude shareholders from bringing matters before the shareholders at an annual general or special meeting;
- provide that the authorized number of directors may only be set by the board of directors of Pubco;
- provide that all vacancies, including newly created directorships that are not filled by the shareholders, may, except as otherwise required by law, be filled by the affirmative vote of a majority of directors then in office;
- provide that any action required or permitted to be taken by the shareholders must be effected at a duly called annual general or special meeting of shareholders and may not be effected by any consent in writing in lieu of a meeting of such shareholders unless the consent is unanimous among all the shareholders, which may potentially create logistic challenges for a public company with a large number of shareholders; and
- provide that the Pubco Closing Articles can be amended or repealed at any general meeting of shareholders Pubco. Certain amendments to the Pubco Closing Articles are required be passed by a special resolution, which is a resolution passed at a general meeting where of at least 66 2/3% of the votes cast are in favour of the resolution or by a resolution passed in writing by all of the shareholders holding shares that carry the right to vote at a general meeting.

When interpreting a director's duties under British Columbia law, Canadian courts have generally interpreted a director's duty to act "in the best interest of the company" to comprehend a duty to treat all stakeholders affected by corporate actions equitably and fairly, including in the context of a change of control transaction. Accordingly, in determining what is "in the best interests of the company", it may be legitimate for Pubco's directors to consider the interests of not only the company's shareholders, but other stakeholders, such as employees and creditors, as well.

Indemnification Matters

The Pubco Closing Articles provide that Pubco will indemnify its current and former directors and officers against all judgments, penalties or fines awarded or imposed in, or an amount paid in settlement of a legal proceeding or investigative action, whether current, threatened, pending or contemplated, in which such person, by reason of being or having been a director or officer of Pubco is or may be joined as a party or is or may be liable for or in respect of a judgment, penalty or fine in, or expenses related to, the proceeding. British Columbia law provides that a company must not indemnify a director if any of the following circumstances apply:

Table of Contents

- if the indemnity or payment is made under an earlier agreement to indemnify or pay expenses and, at the time that the agreement to indemnify or pay expenses was made, the company was prohibited from giving the indemnity or paying the expenses by its memorandum or articles;
- if the indemnity or payment is made otherwise than under an earlier agreement to indemnify or pay expenses and, at the time that the indemnity or payment is made, the company is prohibited from giving the indemnity or paying the expenses by its memorandum or articles;
- if, in relation to the subject matter of the eligible proceeding, the director did not act honestly and in good faith with a view to the best interests of the company or the associated corporation, as the case may be, with such associated corporation being an affiliate of the company or a partnership, trust, joint venture or other unincorporated entity in which the director served in the capacity as a director or a position equivalent to that thereof, at the request of the company; or
- in the case of an eligible proceeding other than a civil proceeding, if the director did not have reasonable grounds for believing that the director's conduct in respect of which the proceeding was brought was lawful.

The Pubco Closing Articles also permit Pubco to purchase insurance for the benefit of any current or former officer, director, employee or other agent of Pubco or an affiliate of Pubco or, at Pubco's request, of another entity, for any liability arising out of that person's actions in such capacity, regardless of whether British Columbia law would permit indemnification. Pubco intends to enter into indemnification agreements with each of its current and future directors and officers. These agreements will require Pubco to indemnify these individuals to the fullest extent permitted under British Columbia law against liability that may arise by reason of their service to Pubco, and to advance expenses incurred as a result of any proceeding against them as to which they could be indemnified and have provided a written undertaking required under British Columbia law.

Transfer Agent and Registrar

The transfer agent and registrar for the Pubco Common Shares is Continental Stock Transfer & Trust Company.

SECURITIES ACT RESTRICTIONS ON RESALE OF SECURITIES

Rule 144

Pursuant to Rule 144 under the Securities Act (“**Rule 144**”), a person who has beneficially owned restricted Pubco Common Shares for at least six months would be entitled to sell their securities provided that (i) such person is not deemed to have been an affiliate of Pubco at the time of, or at any time during the three months preceding, a sale and (ii) Pubco is subject to the Exchange Act periodic reporting requirements for at least three months before the sale and has filed all required reports under Section 13 or 15(d) of the Exchange Act during the 12 months (or such shorter period as it was required to file reports) preceding the sale.

Persons who have beneficially owned restricted Pubco Common Shares for at least six months but who are affiliates of Pubco at the time of, or at any time during the three months preceding, a sale would be subject to additional restrictions, by which such person would be entitled to sell within any three-month period only a number of securities that does not exceed the greater of:

- 1% of the total number of Pubco Common Shares then outstanding; or
- the average weekly reported trading volume of Pubco Common Shares during the four calendar weeks preceding the filing of a notice on Form 144 with respect to the sale.

Sales by affiliates of Pubco under Rule 144 are also limited by manner of sale provisions and notice requirements and by the availability of current public information about Pubco.

All Pubco Common Shares received by SEAC Shareholders in the Business Combination are expected to be freely tradeable in the United States, except that the Pubco Common Shares received in the Business Combination by persons who become affiliates of Pubco for purposes of Rule 144 under the Securities Act may be resold by them only in transactions permitted by Rule 144, under an effective registration statement, or as otherwise permitted under the Securities Act. Persons who may be deemed affiliates of Pubco generally include individuals or entities that control, are controlled by or are under common control with, Pubco and may include the directors and executive officers of Pubco as well as its principal shareholders. In addition, the Pubco Common Shares received by PIPE Investors, Lions Gate Parent and the SEAC Sponsor and certain independent directors and advisors of SEAC in the Business Combination may be resold by them only in transactions permitted by Rule 144, under an effective registration statement, or as otherwise permitted under the Securities Act.

Restrictions on the Use of Rule 144 by Shell Companies or Former Shell Companies

Rule 144 is not available for the resale of securities initially issued by shell companies (other than business-combination related shell companies) or issuers that have been at any time previously a shell company. However, Rule 144 also includes an important exception to this prohibition if the following conditions are met:

- the issuer of the securities that was formerly a shell company has ceased to be a shell company;
- the issuer of the securities is subject to the reporting requirements of Section 13 or 15(d) of the Exchange Act;
- the issuer of the securities has filed all Exchange Act reports and material required to be filed, as applicable, during the preceding 12 months (or such shorter period that the issuer was required to file such reports and materials) other than Form 8-K reports; and
- at least one year has elapsed from the time that the issuer filed current Form 10-type information with the SEC reflecting its status as an entity that is not a shell company.

Following the Closing, Pubco is no longer a shell company, and so Rule 144 will become available for the resale of the above-noted restricted securities.

The Pubco Common Shares are being issued on a private placement basis in reliance upon exemptions from the prospectus requirements of applicable Canadian securities laws, and for any resale in Canada only, they may be subject to statutory hold periods or resale restrictions under applicable Canadian securities laws and regulatory policy and may not be offered, resold, transferred, pledged or otherwise disposed of by the holders absent an effective registration statement under the Securities Act, except (i) to Pubco or a subsidiary thereof, or (ii) pursuant to an applicable exemption from the registration requirements of the Securities Act and applicable Canadian securities laws and regulatory policy, and, in each of cases (i) and (ii), in accordance with any applicable securities laws of the states and other jurisdictions of the United States and foreign jurisdictions, and any certificates or book-entry statements representing the Pubco Common Shares will contain applicable legends to such effect. As a result of these restrictions, holders of Pubco Common Shares may not be able to readily resell, offer, pledge or otherwise dispose of their Pubco Common Shares in Canada and may be required to bear the financial risk of an investment in their Pubco Common Shares for an indefinite period of time. The Pubco Common Shares will not be eligible for offer, resale, transfer, pledge or disposition pursuant to Rule 144 promulgated under the Securities Act until at least one year from the Closing Date. Pubco is not, and is under no obligation to become, a “reporting issuer” (as such term is defined in Canadian provincial securities legislation) in any jurisdiction of Canada. The hold period under applicable Canadian securities laws may therefore be indefinite, and a holder of Pubco Common Shares may be unable to sell or otherwise dispose of the Pubco Common Shares in Canada for an indeterminate period of time, unless such sale occurs pursuant to an effective registration statement under the Securities Act and the sale is made either (i) to a purchaser that is not resident in Canada, or (ii) on or through the facilities of an exchange or market outside Canada and such holder of Pubco Common Shares has no reason to believe that the purchaser is resident in Canada. For greater certainty, the foregoing resale restriction described in this paragraph only applies to resales in Canada.

BENEFICIAL OWNERSHIP OF PUBCO SECURITIES

The following table sets forth information known to Pubco regarding the beneficial ownership of Pubco Common Shares by:

- each person who is a named executive officer or director of Pubco, and all executive officers and directors of Pubco as a group; and
- each person who is the beneficial owner of more than 5% of a class of Pubco Common Shares.

Beneficial ownership is determined according to the rules of the SEC, which generally provide that a person has beneficial ownership of a security if he, she or it possesses sole or shared voting or investment power over that security, including options and warrants that are currently exercisable or exercisable within 60 days. Unless otherwise indicated, Pubco believes that all persons named in the table below have sole voting and investment power with respect to the voting securities beneficially owned by them.

The beneficial ownership of Pubco is based on 288,681,224 Pubco Common Shares issued and outstanding following the Closing.

The following table does not reflect record or beneficial ownership of the SEAC Public Warrants or the private placement warrants of SEAC issued to its sponsor, which are no longer outstanding as of the Closing.

Name and Address of Beneficial Owners	Number of Pubco Common Shares	%
<i>Directors and Executive Officers of Pubco:</i>		
Jon Feltheimer	—	—
Michael Burns	—	—
James W. Barge	—	—
Brian Goldsmith	—	—
Bruce Tobey	—	—
Mignon Clyburn	—	—
Gordon Crawford	—	—
Emily Fine	—	—
Michael T. Fries	—	—
John D. Harkey, Jr.	—	—
Susan McCaw	—	—
Yvette Ostolaza	—	—
Mark H. Rachesky, M.D.	—	—
Hardwick Simmons	—	—
Daryl Simm	—	—
Harry E. Sloan	—	—
All Directors and Executive Officers of Pubco as a Group (17 Individuals)		
<i>Five Percent Holders of Pubco:</i>		
Lions Gate Parent ⁽¹⁾	253,435,794	87.8%

* Indicated beneficial ownership of less than 1%.

(1) The amount reported represents 253,435,794 Pubco Common Shares directly held by LG Sirius Holdings ULC (“Studio HoldCo”) and beneficially owned by Lions Gate Parent, with respect to which Lions Gate Parent and Studio HoldCo have dispositive power and voting power. Lions Gate Parent’s mailing address is 2700 Colorado Avenue, Santa Monica, CA 90404.

SELLING SHAREHOLDERS

This prospectus relates to the resale by the Selling Shareholders from time to time of up to 4,210,000 Pubco Common Shares. The Selling Shareholders may from time to time offer and sell any or all of the Pubco Common Shares set forth below pursuant to this prospectus and any accompanying prospectus supplement. When we refer to the “Selling Shareholders” in this prospectus, we mean the persons listed in the table below, and the pledgees, donees, transferees, assignees, successors, designees and others who later come to hold any of the Selling Shareholders’ interest in the Pubco Common Shares other than through a public sale.

The following table sets forth, as of June 11, 2024, the names of the Selling Shareholders, the aggregate number of Pubco Common Shares held by each Selling Shareholder immediately prior to the sale of Pubco Common Shares in this offering, the number of Pubco Common Shares that may be sold by each Selling Shareholder under this prospectus and the number of Pubco Common Shares that each Selling Shareholder will beneficially own after this offering.

For purposes of the table below, we have assumed that the Selling Shareholders will not acquire beneficial ownership of any additional securities during the offering. In addition, we assume that the Selling Shareholders have not sold, transferred or otherwise disposed of, our securities in transactions exempt from the registration requirements of the Securities Act.

As summarized above, each of the Selling Shareholders are subject to the terms of the Lock-Up Agreement.

Pursuant to the Lockup Agreement, the SEAC Holders agreed not to transfer (except for certain permitted transfers) the Lockup Shares held by them until the earliest of (i) the date that is one year after the Closing Date, (ii) (x) with respect to 50% of the SEAC Lock-Up Shares, the date on which the Trading Price of the Pubco Common Shares equals or exceeds \$12.50 per share and (y) with respect to the remaining 50% of the SEAC Lock-Up Shares, the date on which the Trading Price of a Pubco Common Share equals or exceeds \$15.00 per share, in each case at least 180 days after the Closing Date, and (iii) the date on which Pubco completes a liquidation, merger, amalgamation, capital stock exchange, spin-off, separation, distribution, reorganization or other similar transaction.

<u>Name and Address of Beneficial Owner</u>	<u>Shares Beneficially Owned Prior to this Offering⁽¹⁾</u>	<u>%</u>	<u>Number of Common Shares Being Offered Hereby⁽²⁾</u>	<u>Shares Beneficially Owned After Sale of All Pubco Common Shares Offered Hereby</u>	<u>%</u>
Eagle Equity Partners V, LLC ⁽³⁾⁽⁴⁾	4,000,000	1.39%	4,000,000	—	*
Ryan O’Connor ⁽⁵⁾	40,000	*	40,000	—	*
Amy Gershkoff Bolles ⁽⁶⁾	25,000	*	25,000	—	*
Joshua Kazam 2015 Irrevocable Grantor Trust ⁽⁷⁾	25,000	*	25,000	—	*
Laurence E. Paul ⁽⁸⁾	20,000	*	20,000	—	*
Isaac Lee ⁽⁹⁾	25,000	*	25,000	—	*
Blue Spruce Investors LLC ⁽¹⁰⁾	20,000	*	20,000	—	*
Dennis Miller Living Trust UAD 6/6/11 - Sep Property ⁽¹¹⁾	20,000	*	20,000	—	*
Heaven Bound Trust U/A DTD 3/29/01 ⁽¹²⁾	25,000	*	25,000	—	*
Adrienne Sortino Kanbar ⁽¹³⁾	10,000	*	10,000	—	*

* Less than 1%.

(1) The percentage of the beneficial ownership of Pubco is based on 288,681,224 Pubco Common Shares expected to be issued and outstanding following the Closing.

(2) The amounts set forth in this column are the Pubco Common Shares that may be offered by each selling shareholder using the Registration Statement.

(3) Eagle Equity Partners V, LLC is the record holder of the shares reported herein. Eagle Equity Partners V LLC was the sponsor for SEAC. There are three managing members of Eagle Equity Partners V, LLC and each are United States citizens. Each managing member

Table of Contents

has one vote, and the approval of a majority is required to approve an action. Under the so-called “rule of three,” if voting and dispositive decisions regarding an entity’s securities are made by three or more individuals, and voting or dispositive decisions require the approval of a majority of those individuals, then none of the individuals is deemed a beneficial owner of the entity’s securities. Based on the foregoing, no individual managing member of Eagle Equity Partners V, LLC exercises voting or dispositive control over any of the securities held by the entity, even those in which he holds a pecuniary interest. Accordingly, none of them will be deemed to have or share beneficial ownership of such shares.

- (4) The shares reported herein are to be held by the SEAC Sponsor and include the 2,200,000 Pubco Common Shares that may be issued to the SEAC Sponsor upon the vesting and exercise of the 2,200,000 Pubco Sponsor Options after the Closing in accordance with the terms of the Sponsor Option Agreement.
- (5) Consists of 40,000 Pubco Common Shares. Ryan O’Connor was Vice President of Finance of SEAC.
- (6) Consists of 25,000 Pubco Common Shares. Amy Gershkoff Bolles was a director of SEAC.
- (7) Consists of 25,000 Pubco Common Shares.
- (8) Consists of 20,000 Pubco Common Shares.
- (9) Consists of 25,000 Pubco Common Shares. Isaac Lee was a director of SEAC.
- (10) Prior to the effectiveness of the registration statement of which this prospectus is a part, additional disclosure regarding this Selling Shareholder will be included in an amendment to such registration statement.
- (11) Consists of 20,000 Pubco Common Shares.
- (12) Consists of 25,000 Pubco Common Shares. Paul Buccieri and Michelle Buccieri may be deemed to be the beneficial owners of the shares held by Heaven Bound Trust U/A DTD 3/29/01. Paul Buccieri was a director of SEAC.
- (13) Consists of 10,000 Pubco Common Shares.

We have determined beneficial ownership in accordance with the rules of the SEC and the information is not necessarily indicative of beneficial ownership for any other purpose. Unless otherwise indicated below, to our knowledge, the persons and entities named in the tables have sole voting and sole investment power with respect to all securities that they beneficially own, subject to community property laws where applicable.

Material Relationships with the Selling Shareholders

For a description of our relationships with the SEAC Sponsor, including its relationship with our predecessors, see the section entitled “*Certain Relationships and Related Party Transactions*.” Other than the SEAC Sponsor, the Selling Shareholders were issued Pubco Common Shares with respect to SEAC Class B Ordinary Shares they received from the SEAC Sponsor in accordance with the Sponsor Support Agreement, which permitted transfers to, among others, former officers and directors of SEAC and their family members.

Listing of Pubco Common Shares

The Pubco Common Shares are listed on Nasdaq under the ticker symbol “LION.”

MANAGEMENT OF PUBCO

Directors and Executive Officers

The executive officers of Pubco are as follows:

<u>Name</u>	<u>Age</u>	<u>Position</u>
Jon Feltheimer	72	Chief Executive Officer
Michael Burns	66	Vice Chair
James W. Barge	68	Chief Financial Officer
Brian Goldsmith	51	Chief Operating Officer
Bruce Tobey	65	Executive Vice President and General Counsel

The directors of Pubco are as follows:

<u>Name</u>	<u>Age</u>	<u>Position</u>
Michael Burns	66	Vice Chair, Director
Mignon Clyburn	62	Director
Gordon Crawford	77	Director
Jon Feltheimer	72	Chief Executive Officer, Director
Emily Fine	50	Director
Michael T. Fries	61	Director
John D. Harkey, Jr.	64	Director
Susan McCaw	62	Director
Yvette Ostolaza	59	Director
Mark H. Rachesky, M.D.	65	Director
Daryl Simm	62	Director
Hardwick Simmons	84	Director
Harry E. Sloan	74	Director

Executive Officers

Jon Feltheimer is the Chief Executive Officer and a member of the Board of Directors of Lions Gate Parent. During his entertainment industry career, Mr. Feltheimer has held leadership positions at Lions Gate Parent, Sony Pictures Entertainment and New World Entertainment, and has been responsible for tens of thousands of hours of television programming and hundreds of films. Prior to joining Lions Gate Parent, Mr. Feltheimer served as President of TriStar Television from 1991 to 1993, President of Columbia TriStar Television from 1993 to 1995, and President of Columbia TriStar Television Group and Executive Vice President of Sony Pictures Entertainment from 1995 to 1999, where he oversaw the launch of dozens of successful branded channels around the world. Mr. Feltheimer is a director of Grupo Televisa, S.A.B. (NYSE: TV; BMV: TLEVISA CPO).

Qualifications: Under Mr. Feltheimer's leadership, Lions Gate Parent has grown into one of the world's leading independent content platforms with a more than 20,000-title film and television library, a valuable portfolio of brands and franchises and a reputation for innovation. As Chief Executive Officer, Mr. Feltheimer will provide a critical link to management's perspective in Pubco Board discussions regarding the business and strategic direction of LG Studios. With extensive experience at three different studios in the entertainment industry, Mr. Feltheimer brings an unparalleled level of strategic and operational experience to the Pubco Board, as well as an in-depth understanding of Lionsgate's industry and invaluable relationships within the business and entertainment community.

Michael Burns is Vice Chair and a member of the Board of Directors of Lions Gate Parent. Mr. Burns joined Lions Gate Parent's Board of Directors in August 1999 and became Vice Chair in March 2000. Mr. Burns served as Managing Director and Head of Office at Prudential Securities' Los Angeles Investment Banking Office from 1991 to March 2000. Mr. Burns was a director of Hasbro, Inc. (NASDAQ: HAS) from 2014 to 2024.

[Table of Contents](#)

Qualifications: Mr. Burns and Mr. Feltheimer have built Lions Gate Parent into a multibillion-dollar, diversified global content leader. With an accomplished investment banking career prior to Lionsgate, in which he specialized in raising equity within the media and entertainment industry, Mr. Burns brings to the Pubco Board important business and financial expertise in its deliberations on complex transactions and other financial matters. Additionally, Mr. Burns' extensive knowledge of and history with Lionsgate, financial background, in-depth understanding of the media and entertainment industry, connections within the business community and relationships with Lions Gate Parent shareholders, make him an invaluable member of the Pubco Board.

James W. Barge has been Lions Gate Parent's Chief Financial Officer since October 2013. From October 2010 to November 2012, Mr. Barge served as the Executive Vice President, Chief Financial Officer of Viacom, Inc. (having served as its Executive Vice President, Controller, Tax and Treasury since January 2008), where he was responsible for overseeing all aspects of the company's global finances and capital structure, as well as information technology, risk management and internal audit activities. Prior to joining Viacom, Mr. Barge served as Senior Vice President, Controller and Chief Accounting Officer (from October 2002 to December 2007) and Vice President and Controller (from February 2000 to October 2002) of Time Warner Inc., where he was responsible for the company's overall financial planning, reporting and analysis, including budgeting and long-range planning, and led several shared service and global process improvement initiatives. Mr. Barge joined Time Warner in March 1995 as Assistant Controller. Prior to joining Time Warner, Mr. Barge held several positions at Ernst & Young, including Area Industry Leader of the Consumer Products Group and National Office Partner, where he was responsible for the resolution of SEC accounting and reporting issues. Mr. Barge is the Chair of the Audit Committee and a member of the Nominating and Governance Committee of Scholastic Corporation (NASDAQ: SCHL).

Brian Goldsmith has been Lions Gate Parent's Chief Operating Officer since October 2012, and served as Lions Gate Parent's Executive Vice President, Corporate Development and Strategy, from September 2008 to October 2012. Prior to that, Mr. Goldsmith served as the Chief Operating Officer and Chief Financial Officer of Mandate Pictures, LLC, a wholly-owned subsidiary of Lionsgate since September 2007.

Bruce Tobey has been Lions Gate Parent's Executive Vice President and General Counsel since March 2023. Prior to that, Mr. Tobey was a partner at O'Melveny & Myers LLP, where he worked from August 2012 to March 2023. Prior to joining O'Melveny & Myers LLP, Mr. Tobey also served as Chief Operating Officer at CBS Films from March 2007 to December 2010, as Executive Vice President at Paramount Pictures Corporation from February 2001 to August 2005, and as a partner at Troop Steuber Pasich Reddick & Tobey, LLP (and its predecessor firm), where he worked from May 1986 to March 2000.

Directors

For more information about Jon Feltheimer and Michael Burns, see the subsection above entitled "*Executive Officers*".

Mignon Clyburn is President of MLC Strategies, LLC, a Washington, D.C.-based consulting firm, a position she has held since January 2019. Previously, Ms. Clyburn served as a Commissioner of the U.S. Federal Communications Commission (the "FCC") from 2009 to 2018, including as acting chair. While at the FCC, she was committed to closing the digital divide and championed the modernization of the agency's Lifeline Program, which assists low-income consumers with voice and broadband service. In addition, Ms. Clyburn promoted diversity in media ownership, initiated Inmate Calling Services reforms, supported inclusion in STEM opportunities and fought for an open internet. Prior to her federal appointment, Ms. Clyburn served 11 years on the Public Service Commission of South Carolina and worked for nearly 15 years as publisher of the Coastal Times, a Charleston weekly newspaper focused on the African American community.

Other Directorships: Ms. Clyburn is a director of Lionsgate and has been a director of RingCentral, Inc. (NYSE: RNG) since November 2020. Ms. Clyburn previously served on the board of directors of Charah Solutions, Inc. from November 2020 to July 2023.

[Table of Contents](#)

Qualifications: Ms. Clyburn has extensive experience as a state regulator of investor-owned utilities and as a federal commissioner in the technology and telecommunications fields. Such expertise and additional background as a successful business executive, makes Ms. Clyburn invaluable and well qualified to serve on the Pubco Board.

Gordon Crawford serves as Director Emeritus of the Board of Trustees of the U.S. Olympic and Paralympic Foundation (which he Chaired for nine years from its inception in 2013), and as a Life Trustee on the Board of Trustees of Southern California Public Radio (which he Chaired from 2005 to 2012). Mr. Crawford formerly served as Vice Chairman at The Nature Conservancy and is currently a member of the Emeritus Board of the Nature Conservancy. Mr. Crawford is a past Vice Chairman of the Paley Center for Media and a member of the Board of Trustees of Berkshire School. Mr. Crawford also served on the Board of the U.S. Olympic and Paralympic Committee, and as a member of the Board of the LA24 Olympic and Paralympic Bid Committee. For over 40 years, Mr. Crawford served in various positions at Capital Research and Management, a privately held global investment management company. In December 2012, Mr. Crawford retired as its Senior Vice President.

Other Directorships: Mr. Crawford is a director of Lionsgate.

Qualifications: Mr. Crawford has been one of the most influential and successful investors in the media and entertainment industry for over 40 years. Mr. Crawford's professional experience and deep understanding of the media and entertainment sector makes Mr. Crawford a valuable member of the Pubco Board.

Emily Fine is a principal of MHR Fund Management, a New York based private equity firm that manages approximately \$5 billion of capital and has holdings in public and private companies in a variety of industries. Ms. Fine joined MHR Fund Management in 2002 and is a member of the firm's investment committee. Prior to joining MHR Fund Management, Ms. Fine served as Senior Vice President at Cerberus Capital Management, L.P. and also worked at Merrill Lynch in the Telecom, Media & Technology Investment Banking Group, where she focused primarily on media merger and acquisition transactions.

Other Directorships: Ms. Fine is a director of Lionsgate and serves on the Board of Directors of Rumie Initiative, a non-profit organization dedicated to providing access to free educational content through digital microlearning.

Qualifications: Ms. Fine brings to the Pubco Board a unique perspective of Lionsgate's business operations and valuable insight regarding financial matters. Ms. Fine has over 25 years of investing experience and experience working with various companies in the media industry, including, as a principal of MHR Fund Management, working closely with Lionsgate over the past fourteen years.

Investor Rights Agreement: Ms. Fine serves as a designee of MHR Fund Management under the Investor Rights Agreement (discussed below).

Michael T. Fries has served as the Chief Executive Officer of Liberty Global, plc ("Liberty Global") (NASDAQ: LBTYA, LBTYB, LBTYK) since June 2005. Mr. Fries was Chief Executive Officer of UnitedGlobalCom LLC ("UGC") from January 2004 until the businesses of UGC and Liberty Media International, Inc. were combined to form Liberty Global. As an executive officer of Liberty Global and co-founder of its predecessor, Mr. Fries has overseen its growth into a world leader in converged broadband, video and mobile communications. Liberty Global delivers next generation products through advanced fiber and 5G networks, and currently provides over 85 million connections across Europe and the U.K. Liberty Global's joint ventures in the U.K. and the Netherlands generate combined annual revenue of over \$18 billion, while remaining operations generate consolidated revenue of more than \$7 billion. Through its substantial scale and commitment to innovation, Liberty Global is building Tomorrow's Connections Today, investing in the infrastructure and platforms that empower customers and deploying the advanced technologies that nations and economies need to thrive.

Other Directorships: Mr. Fries is a director of Lionsgate and is Executive Chairman of Liberty Latin America Ltd. (since December 2017) (NASDAQ: LILA) and a director of Grupo Televisa S.A.B. (since April 2015)

[Table of Contents](#)

(NYSE: TV; BMV: TLEVISA CPO). Mr. Fries serves as a board member of CableLabs® and as a Digital Communications Governor and Steering Committee member of the World Economic Forum.

Qualifications: Mr. Fries' significant executive experience in building and managing international distribution and programming businesses, in-depth knowledge of all aspects of a global telecommunications business and responsibility for setting the strategic, financial and operational direction for Liberty Global contribute to the Pubco Board's consideration of the strategic, operational and financial challenges and opportunities of the Studio Business, and strengthen the Pubco Board's collective qualifications, skills and attributes.

Investor Rights Agreement: Mr. Fries serves as the designee of Liberty under the Investor Rights Agreement (discussed below).

John D. Harkey, Jr. Mr. Harkey has served as the principal and founder of JDH Investment Management, LLC, an investment advisory firm, since 2007, and as chairman and chief executive officer of Consolidated Restaurant Operations, Inc., a full-service and franchise restaurant company, since 1998. Mr. Harkey is also co-founder, and serves on the board of directors, of Cessation Therapeutics, a developer of vaccines for addictions to fentanyl, heroin and nicotine, since June 2018. Mr. Harkey is also a co-founder and executive chairman of the board of Dialectic Therapeutics, Inc. which is developing cancer immunotherapies, since November 2018. In addition, he was a co-founder of AveXis, Inc., a biotechnology company, from 2010 until it was acquired in 2018 by Novartis AG, and served as executive chairman from 2010 to 2015. Mr. Harkey holds a B.B.A. in Business Honors from the University of Texas at Austin, a J.D. from the University of Texas School of Law, and an M.B.A. from Stanford Graduate School of Business.

Investor Rights Agreement: Mr. Harkey serves as a designee of MHR Fund Management under the Investor Rights Agreement (discussed below).

Other Directorships: Mr. Harkey is a director of Lionsgate and serves on the board of directors of several privately-held companies and non-profit organizations, and previously served on the board of directors of Sumo Logic, Inc. until its acquisition by Francisco Partners in May 2023, Loral Space & Communications Inc., until its merger with Telesat Canada in November 2021, and Emisphere Technologies, Inc., until its acquisition by Novo Nordisk in December 2020.

Qualifications: Mr. Harkey has extensive operational experience as a private investor and chief executive, in both public and private companies, across a wide range of industries. Mr. Harkey qualifications and experiences, including executive leadership, global leadership, growth and operational scale, business development and strategy, finance and accounting, legal, regulatory, and compliance, and public company board membership, are invaluable to the Pubco Board.

Susan McCaw is the President of SRM Capital Investments, a private investment firm. Before this, Ms. McCaw served as President of COM Investments, a position she held from April 2004 to June 2019 except while serving as U.S. Ambassador to the Republic of Austria from November 2005 to December 2007. Prior to April 2004, Ms. McCaw was the Managing Partner of Eagle Creek Capital, a private investment firm investing in private technology companies, a Principal with Robertson, Stephens & Company, a San Francisco-based technology investment bank, and an Associate in the Robertson Stephens Venture Capital Group. Earlier in her career, Ms. McCaw was a management consultant with McKinsey & Company.

Other Directorships: Ms. McCaw is a director of Lionsgate and is a director and member of the Leadership Development and Compensation Committee of Air Lease Corporation (NYSE: AL). Ms. McCaw is the Vice Chair of the Hoover Institution and a board member of the Ronald Reagan Presidential Foundation & Institute. She is also a founding board member of the Malala Fund and serves as the Chair of the Knight-Hennessy Scholars Global Advisory Board. Ms. McCaw is also Trustee Emerita of Stanford University.

Qualifications: Ms. McCaw brings deep experience and relationships in global business and capital markets to the Pubco Board through her private sector experience in investment banking and investment management, and

[Table of Contents](#)

through her public service as a former U.S. Ambassador. Ms. McCaw holds a Bachelor's Degree in Economics from Stanford University and a Masters of Business Administration from Harvard Business School. Ms. McCaw's experience both as an investor and diplomat brings broad and meaningful insight to the Pubco Board's oversight of the Studio Business.

Yvette Ostolaza Since October 2013, Ms. Ostolaza has been a partner at Sidley Austin LLP, an international law firm with 21 offices located in four continents and over \$3.2 billion in revenue. She currently serves as Sidley's Management Committee Chair and as a member of the firm's Executive Committee. Ms. Ostolaza has also served on a number of nonprofit organizations as a board member or trustee. She regularly advises companies and boards in governance, crisis management, internal investigations, and litigation matters. Ms. Ostolaza was recently named to CNBC's 2024 inaugural list of 50 "Changemakers: Women Transforming Business" and Forbes 2024 America's Top 200 Lawyers. She has received awards for her leadership, legal work, and community involvement, including the American Bar Association's Margaret Brent Award in 2023, Girls, Inc.'s "Woman of Achievement" award, Hispanic National Bar Law Firm Leader of 2022, Texas Lawyer's Lifetime Achievement Award, and one of 20 "Women of Excellence" nationally by *Hispanic Business* magazine. In 2018, she received the Anti-Defamation League's Schoenbrun Jurisprudence Award for her outstanding leadership and exemplary contributions to the community.

Other Directorships: Ms. Ostolaza is a director of Lionsgate.

Qualifications: Ms. Ostolaza has spent her career developing a global practice representing public and private companies, board committees, and directors and officers in high-profile litigation, investigations, shareholder activism, regulatory, governance, and crisis management matters across a wide variety of industries. This breadth of experience provides important insight and counsel to the Pubco Board's oversight of the Studio Business.

Mark H. Rachesky, M.D. is the Founder and Chief Investment Officer of MHR Fund Management LLC, a New York-based private equity firm that manages approximately \$5 billion of capital and has holdings in public and private companies across a variety of industries.

Other Directorships: Dr. Rachesky is a director of Lionsgate and the Non-Executive Chairman of the Board of Directors, member of the Nominating Committee and the Human Resources and Compensation Committee of Telesat Corporation (NASDAQ: TSAT), and a director and member of the Nominating Committee, the Corporate Governance Committee and the Compensation Committee of Titan International, Inc. (NYSE: TWI). Dr. Rachesky formerly served on the Board of Directors of Loral Space & Communications Inc. until its merger with Telesat Canada in November 2021, on the Board of Directors of Navistar International Corporation (NYSE: NAV) until its merger with Traton SE in July 2021, and on the Board of Directors of Emisphere Technologies Inc. until it was acquired by Novo Nordisk in December 2020. Dr. Rachesky also serves on the Board of Directors of Mt. Sinai Hospital Children's Center Foundation, the Board of Advisors of Columbia University Medical Center, as well as the Board of Overseers of the University of Pennsylvania.

Qualifications: Dr. Rachesky has demonstrated leadership skills as well as extensive financial expertise and broad-based business knowledge and relationships. In addition, as the Chief Investment Officer of MHR Fund Management LLC, with a demonstrated investment record in companies engaged in a wide range of businesses over the last 25 plus years, together with his experience as chair and director of other public and private companies, Dr. Rachesky brings broad and insightful perspectives to the Pubco Board relating to economic, financial and business conditions affecting the Studio Business and its strategic direction.

Investor Rights Agreement: Dr. Rachesky serves as a designee of MHR Fund Management under the Investor Rights Agreement (discussed below).

Daryl Simm has been the President and Chief Operating Officer of Omnicom Group, Inc. (NYSE: OMC) since November 2021. From February 1998 to November 2021, Mr. Simm was Chairman and Chief Executive Officer

[Table of Contents](#)

of Omnicom Media Group, a division of Omnicom Group, Inc. Mr. Simm leads one of the industry's marketing services companies representing blue-chip global advertisers that connect their brands to consumers through entertainment content. The agencies he leads routinely receive accolades as the most effective and creative in their field and he has been recognized as one of the "100 most influential leaders in marketing, media and tech." Earlier in his career, Mr. Simm ran P&G Productions, a prolific producer of television programming, where he was involved in large co-production ventures and international content distribution. Mr. Simm was also the top media executive at Procter & Gamble, the world's largest advertiser and a pioneer in the use of branded entertainment content.

Other Directorships: Mr. Simm is a director of Lionsgate.

Qualifications: Mr. Simm leads one of the industry's marketing services companies representing blue-chip global advertisers that connect their brands to consumers through entertainment content. Mr. Simm's broad experience across the media and content space makes him well qualified to serve on the Pubco Board.

Hardwick Simmons currently serves as a director of several privately held companies. From February 2001 to June 2003, Mr. Simmons served first as Chief Executive Officer and then as Chairman and Chief Executive Officer at The NASDAQ Stock Market Inc. From May 1991 to December 2000, Mr. Simmons served as President and Chief Executive Officer of Prudential Securities Incorporated. From 2003 to 2016, Mr. Simmons was the Lead Director and Chairman of the Audit and Risk Committee of Raymond James Financial (NYSE: RJF).

Other Directorships: Mr. Simmons is a director of Lionsgate. From 2003 to 2016, Mr. Simmons was the Lead Director and Chairman of the Audit and Risk Committee of Raymond James Financial (NYSE:RJF).

Qualifications: Mr. Simmons, through an accomplished career overseeing one of the largest equity securities trading markets in the world and other large complex financial institutions, brings important business and financial expertise to the Pubco Board in its deliberations on complex transactions and other financial matters. In addition, his broad business knowledge, connections in the business community and valuable insight regarding investment banking and regulation are relevant to the Pubco Board's oversight of the Studio Business.

Harry E. Sloan is a founder, public company chief executive officer and a leading investor in the media, entertainment and technology industries. Mr. Sloan is the Chairman and CEO of Eagle Equity Partners II, LLC ("Eagle Equity"). Under Mr. Sloan's leadership, Eagle Equity has acquired and taken public, through special purpose acquisition companies, several digital media companies including, during 2020, Draft Kings, Inc. (Nasdaq: DKNG) ("DraftKings") and Skillz Inc. (NYSE: SKLZ). Mr. Sloan has been at the forefront and evolution of the video gaming industry as one of the founding investors and a Board Member of Zenimax/Bethesda Game Studios, the awarding winning studio acquired by Microsoft in March 2021. Mr. Sloan co-founded Soaring Eagle Acquisition Corp., which raised \$1.725 billion in its initial public offering in February 2021, and in September 2021, completed its initial business combination with Ginkgo Bioworks Holdings, Inc. (NYSE: DNA) ("Ginkgo"). In January 2022, Mr. Sloan and his partners launched Screaming Eagle Acquisition Corp. which completed its business combination with Pubco in May 2024. Earlier in his career, Mr. Sloan was Chairman and Chief Executive Officer of MGM Studios and founded and led two public companies in the entertainment media arena, New World Entertainment and SBS Broadcasting, S.A. Mr. Sloan was also one of the founding investors of Lionsgate and served as Lionsgate's Non-Executive Chairman from 2004 to 2005. In May 2023, Mr. Sloan was appointed as a member of the United States Holocaust Memorial Council.

Other Directorships: Mr. Sloan is a director of Lionsgate and a member of the Board of Directors and a member of the Audit Committee of Ginkgo, and Vice Chairman of the Board of Directors and Chair of the Nominating and Corporate Governance Committee of DraftKings.

Qualifications: Mr. Sloan's extensive experience as an international media investor, entrepreneur and studio executive makes him well qualified to serve on the Pubco Board.

Investor Rights Agreement: Mr. Sloan serves as a designee of Discovery Lightning under the Investor Rights Agreement (discussed below).

Corporate Governance

Pubco is committed to good corporate governance, which will help it compete more effectively and build long-term shareholder value. Pubco is governed by the Pubco Board and committees of the Pubco Board that meet throughout the year. Directors discharge their responsibilities at Pubco Board and committee meetings through ongoing communication with each other and with management throughout the year.

Governance is a continuing focus at Pubco, starting with the Pubco Board and extending to management and all employees. Therefore, the Pubco Board reviews Pubco's policies and business strategies and advise and counsel its Chief Executive Officer and the other executive officers who manage Pubco's businesses, including actively overseeing and reviewing, on at least an annual basis, Pubco's strategic plans.

In addition, Pubco solicits feedback from shareholders on corporate governance and executive compensation practices and engage in discussions with various groups and individuals on these matters.

EXECUTIVE AND DIRECTOR COMPENSATION

Since Pubco was, until the Closing, a wholly-owned subsidiary of Lions Gate Parent and the Studio Business was conducted as a part of the broader business of Lions Gate Parent in fiscal 2024 and 2023 compensation decisions for the individuals who managed the Studio Business were made by Lionsgate in fiscal 2024 and 2023. The individuals who were the named executive officers of Lions Gate Parent for fiscal 2024 and 2023 became Pubco’s executive officers following the Business Combination.

Unless otherwise indicated or the context otherwise requires, references in this section of this prospectus to “Lionsgate,” “Company,” “we,” “us” or “our” refer to Lions Gate Parent prior to the consummation of the Business Combination and to the “Board” and “Compensation Committee” refer to the board of directors of Lions Gate Parent and the Compensation Committee of the board of directors of Lions Gate Parent, respectively, in each case prior to the consummation of the Business Combination.

COMPENSATION DISCUSSION AND ANALYSIS

Named Executive Officers

This *Compensation Discussion and Analysis* is designed to provide shareholders with an understanding of the Company’s executive compensation philosophy and objectives, and practices. In doing so, it describes the material elements of compensation at the Company awarded to, earned by, or paid to, the individuals who served as our principal executive officer, principal financial officer, and three other most highly compensated executive officers for fiscal 2024 (the “Named Executive Officers”). The Named Executive Officers for fiscal 2024 include the following:

<u>Named Executive Officer</u>	<u>Position</u>
Jon Feltheimer	Chief Executive Officer
Michael Burns	Vice Chair
James W. Barge	Chief Financial Officer
Brian Goldsmith	Chief Operating Officer
Bruce Tobey	Executive Vice President and General Counsel

Executive Summary

1 Who We Are

We (NYSE: LGF.A, LGF.B) encompass world-class motion picture and television studio operations aligned with the STARZ premium subscription platform, bringing a unique and varied portfolio of entertainment to consumers around the world. Our film, television, subscription and location-based entertainment businesses are backed by a more than 20,000-title library and a valuable collection of iconic film and television franchises.



2 Our Content



*5 films
*\$3.3 billion+
global box
office



*4 films
*\$1 billion+ global
box office
*Television origin
story, *The
Continental*, and
Ballerina spin-off



*10 films
*\$1 billion+
global box office



*5 films
*\$3.4 billion+
global box
office



*2 films
*\$600 million+
global box office
**Now You See Me 3*
in development



*3 spinoffs
(*Power Book II:
Ghost*, *Power
Book III: Raising
Kanan*, *Power
Book IV: Force*)
* *Power* prequel,
Origins, in
development




*Best-selling
library title
*Film in
development



*7 seasons
*4 Emmy awards
(21 nominations)



*7 seasons
*4 consecutive
Best Drama
Emmy's (116
nominations)



3 Select Accomplishments in Fiscal 2024

Lionsgate Studios Corp. (Nasdaq: LION)

Prepared and closed the launch of Lionsgate Studios Corp. as a standalone, pure play, publicly-traded content company; Raised \$350 million in gross proceeds from a consortium of leading investors; Important step towards an anticipated full separation

Nearly \$1.1 Billion Global Box Office

Ranked among market share leaders and broke billion-dollar mark for the first time in five years

Library Revenue of \$886 Million

Trailing 12-month library revenue, second best in Company’s history (and record library revenue of \$339 million in fourth quarter of 2024)

Acquired eOne Entertainment

Added thousands of titles to library, expanding franchise portfolio, strengthening scripted television business and facilitating the creation of Lionsgate Alternative Television

Nearly \$320 Million Motion Picture Segment Profit

Best financial performance for *Motion Picture Group* in 10 years

83% Profit Increase

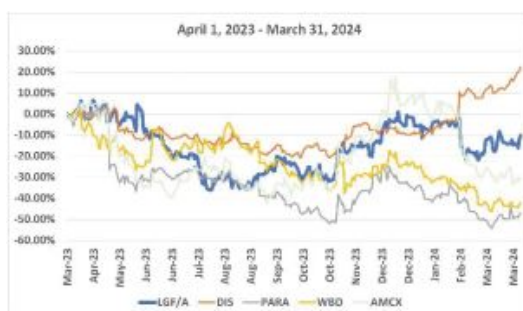
Television Production segment profit in fourth quarter of 2024, driven by library sales and post-strike content deliveries

64% Digital Revenue

Media Networks segment (STARZ) digital revenue driving topline growth

4 Stock Performance

The Company’s Class A voting common stock (NYSE: LGF.A) has outperformed many of its media studio and streaming peers from April 1, 2023 to March 31, 2024.



5 Compensation Program Goals and Principles

- Attract, retain and motivate top talent in an intensely competitive industry
- Align executive pay with performance and shareholder interests
- Incentivize long-term value creation and maintain a balanced compensation structure
- Maintain appropriate level of “at-risk” compensation
- Maintain a strong “clawback” policy
- No tax gross-ups on severance or other change in control benefits
- No repricing or buyouts of underwater stock options/SARs without shareholder approval
- Utilize “double trigger” change in control provisions that only provide benefits upon qualified terminations in connection with a change in control

6 Compensation Committee Practices

- Maintain proactive, ongoing and transparent dialogue with investors
- Review cost and dilutive impact of stock compensation
- Use appropriate peer groups and industry survey data when establishing compensation
- Apply performance metrics consistently for all employees, including executives
- Take counsel from an independent outside consultant, Pay Governance

7 Components of Executive Compensation

Item	Nature	Purpose	Basis
Base Salary	Fixed; Short-term	Provide degree of financial stability; Retention	Competitive within peer and industry context
Annual Incentive Bonus	At-risk; Short-term	Reward near-term performance; Promotion and contribution of business strategy; Ensure competitive compensation	Competitive within peer and industry context; Performance-based, with defined target opportunity
Long-Term Incentive Awards	At-risk Long-term	Retention; Reward long-term performance; Align with shareholder interests	Competitive within peer and industry context; Time and performance-based equity, vesting in tranches over multiple years

8 Determination of Annual Incentive Bonuses For Fiscal 2024



For more information on the compensation of the Named Executive Officers, please see the *Summary Compensation Table* below.

Shareholder Engagement

We proactively engage with shareholders and other stakeholders throughout the year to discuss significant issues, including company performance and strategy, corporate governance, executive compensation, and environmental, social, and governance topics. We take feedback and insights from our engagement with shareholders and other stakeholders into consideration, as we review and evolve our practices and disclosures, and further share them with the Board, as appropriate.

In fiscal 2024, we engaged with 38 of our top 50 shareholders and actively-managed institutional investors owning approximately 78% of the Company's common stock (not including shares held by officers and directors). Participating in this outreach were Messrs. Feltheimer, Burns, Barge, Goldsmith, Jeff Hirsch, the President and Chief Executive Officer of Starz, and other senior executives from all of the Company's businesses with support from the Company's Investor Relations Department.



Investor Conferences

- ✓ Presented at several major investor conferences, including:
 - The Morgan Stanley Tech, Media, & Telecom Conference; and
 - The Deutsche Bank Media, Internet and Telecom Conference.

Investor Meetings

- ✓ Held more than 100 virtual and in-person investor meetings, representing virtually all of the Company's analysts and top 25 shareholders.
- ✓ In January 2024, held an investor presentation conference call in connection with the Company's business combination with Screaming Eagle Acquisition Corp.
- ✓ Met with over 100 investors and current Company shareholders in one-on-one meetings related to the Company's business combination.

At the Company's 2023 Annual General and Special Meeting of Shareholders held on November 28, 2023 (the "2023 Annual Meeting"), 66% of votes cast at that meeting voted in favor of the Company's executive compensation program (referred to as a "say-on-pay proposal"). As noted above, we seek input from our shareholders regarding our executive compensation program on an ongoing basis, and the Compensation Committee takes their views into account in making its compensation determinations.

Key Features of Our Executive Compensation Program

The Compensation Committee believes that our executive compensation program aligns the interests of the Named Executive Officers with the Company's long-term strategic direction and the interests of our shareholders. Our program's key features include:

- Competitive pay using peer group and industry data for compensation decisions.
- Significant "at risk" pay.
- The Company provides annual incentive opportunities and other long-term equity awards, which constitute a significant portion of each executive's total compensation opportunity.
- The Compensation Committee retains discretion in assessing performance and awarding payouts under the annual incentive plan and performance-based equity awards.

[Table of Contents](#)

- Compensation is balanced – the compensation program provides a mix of fixed compensation and short-term and long-term variable compensation.
- Limited benefits and perquisites are provided.

We have entered into employment agreements with our Named Executive Officers, which we believe have helped create stability for our management team. These agreements are structured to incorporate several features that we believe represent best practices in executive compensation and are generally favored by shareholders. Notably, these agreements do not include provisions for accelerated vesting of equity awards or other payments or benefits that would be triggered solely by a change in control (i.e., there are no “single-trigger” benefits), nor do they provide for gross-ups of taxes on excess parachute payments related to a change in control. Additionally, these agreements do not grant executives the right to voluntarily terminate employment and receive severance in connection with a change in control, except in cases of “good reason” terminations that we view as constructive terminations of employment.

As noted below, equity award grants to Named Executive Officers are generally determined in connection with a new or amended employment agreement with the Company (which includes specifying grants to be made annually over its term). The Company typically does not consider equity-based awards to its executive officers at any other time, but may pay annual bonuses in cash and/or equity awards, and retains discretion to grant equity awards to executives at other times as the Compensation Committee may determine appropriate.

Program Objectives

The goal of the Company’s executive compensation program is to facilitate the creation of long-term value for shareholders by attracting, motivating, and retaining qualified senior executive talent. To this end, the Compensation Committee has designed and administered the Company’s compensation program to reward executives for sustained financial and operating performance, to align their interests with those of shareholders, and to encourage them to remain with the Company for long and productive careers. A significant portion of the Company’s senior executives’ compensation is “at risk” in the form of annual and long-term incentive awards that are paid, if at all, based upon performance.

Compensation Practices

What We Do

- ✓ **Pay for Performance:** A significant majority of our executives’ target compensation is “at risk” in the form of annual and long-term incentive awards tied to pre-established performance goals aligned with our short- and long-term objectives and/or the value of our stock price.
- ✓ **Use Performance Metrics:** Our annual bonus and long-term incentive programs rely on performance metrics, including individual and group contributions, and the Company’s financial and operating performance.

What We Don’t Do

- × **No Tax Gross-ups:** We do not have tax reimbursements or gross-ups on severance or other payments (including parachute payments in connection with a change in control).
- × **No Pension Plans or Special Retirement Programs for Executive Officers:** We do not have a defined benefit pension plan or supplemental retirement plan for executive officers.

[Table of Contents](#)

What We Do

- ✓ **Risk Mitigation:** Our compensation program has provisions to mitigate undue risk, including caps on the maximum level of payouts, a clawback policy, multiple performance metrics and board and management processes to identify risk.
- ✓ **Review of Share Utilization:** The Compensation Committee evaluates share utilization levels by reviewing the cost and dilutive impact of stock compensation.
- ✓ **Competitive Peer Group:** Our peer group consists of companies with which we directly compete for executive talent and are generally similar to the Company in terms of revenues, market-capitalization and focus of our business.
- ✓ **Independent Compensation Consultant:** The Compensation Committee retains Pay Governance, an independent compensation consultant, to provide advice on matters concerning executive and non-employee director pay.
- ✓ **Limit Perquisites:** We limit perquisites to items that we believe serve a reasonable business purpose.

What We Don't Do

- × **No Single-Trigger Change in Control Agreements:** We do not provide benefits triggered solely by a change in control of the Company.
- × **No Hedging:** Board members and executive officers are prohibited from engaging in hedging transactions that could eliminate or limit the risks and rewards of owning our stock.
- × **No Repricing of Stock Options or SARs:** Repricing of stock options or SARs is not allowed without the approval of the Company's shareholders.
- × **No Buyout of Underwater Stock Options or SARs:** We do not provide for cash buyouts of underwater stock options or SARs without shareholder approval.
- × **No Evergreen Provisions.** The Lions Gate Entertainment Corp. 2023 Performance Incentive Plan (the "2023 Plan") does not provide for any automatic increases in the number of shares available for issuance under the 2023 Plan.

Process for Determining Executive Compensation

Role of the Compensation Committee

The Company's executive compensation program is administered by the Compensation Committee, which operates pursuant to a written charter. The Compensation Committee, working with management, determines and implements the Company's executive compensation philosophy, structure, policies and programs, and administers the Company's compensation and benefit plans. The Compensation Committee is ultimately responsible for determining the compensation arrangements for the Company's executive officers and reports to the Board on all compensation matters regarding our executives and other key salaried employees.

Role of Management

The Compensation Committee reviews information provided by management in order to help align the design and operation of the executive compensation program with the Company's business strategies and objectives. At various times during fiscal 2024, the Company's Chief Executive Officer and other executives attended relevant portions of Compensation Committee meetings in order to provide information and answer questions regarding the Company's strategic objectives and financial performance that was relevant to the Compensation Committee's decisions. Generally, the Company's Chief Executive Officer makes recommendations to the Compensation Committee with respect to terms of employment for other executive officers (other than himself and the Vice Chair), taking into account competitive market information, the Company's compensation strategy, his qualitative assessment of the particular executive's individual performance, and the experience level of the particular executive. The Compensation Committee discusses these recommendations with the Company's Chief

[Table of Contents](#)

Executive Officer and either approves or modifies them in its discretion. The Compensation Committee is solely responsible for determining the compensation of the Company's Chief Executive Officer and the Company's Vice Chair. None of the Named Executive Officers are members of the Compensation Committee or otherwise have any role in determining their own compensation.

Role of Compensation Consultant

The Compensation Committee retains the services of an outside compensation consultant to assist in its review and determination of the Company's executive compensation program. Throughout fiscal 2024, the Compensation Committee engaged Pay Governance as its independent compensation consultant. Pay Governance assists the committee in the development and evaluation of the Company's executive compensation program, policies and practices, and its determination of executive compensation, and provides advice to the Compensation Committee on other matters related to its responsibilities. Pay Governance reports directly to the Compensation Committee and the Compensation Committee has the sole authority to retain and terminate the consultant, and to review and approve the consultant's fees and other retention terms.

Consultant Independence

During fiscal 2024, Pay Governance did not perform work for the Company other than pursuant to its engagement by the Compensation Committee. The Compensation Committee has assessed the independence of Pay Governance and concluded that its engagement of Pay Governance does not raise any conflict of interest with the Company or any of its directors or executive officers.

Peer Group Analysis

The Compensation Committee utilizes a peer group to make comparisons of its executives' compensation with that of similarly situated executives with other companies in order to help ensure that the Company's compensation packages are competitive with the broader market and aligned with shareholder interests. The peer group is generally comprised of companies focused on film production, television programming, digital content creation and live entertainment, which the Compensation Committee considers to be similar to the Company in terms of revenue, market capitalization, and business focus.

In fiscal 2023, the Compensation Committee retained Pay Governance to update the Company's peer group. Pay Governance noted that the Company competes in a talent market where traditional scope markers such as revenue size and market capitalization are not as relevant as they might be in a typical industrial or general industry company. For instance, many traditional film and television production companies have gradually consolidated over the past decade into a small group of major diversified public entertainment companies, smaller independent studios are private or divisions of non-U.S. based companies, new streaming or digital competitors have experienced rapid growth or are also divisions of much larger public companies, and compensation data for executives running larger studios at competitors are typically not publicly disclosed. Accordingly, Pay Governance developed a broader universe of potential peers by reviewing companies within a specified range of the Company's revenue (e.g., \$850 million to \$13.5 billion, or approximately 0.25 to 4 times revenue at such time) and market capitalization (e.g., \$700 million to \$15 billion, or approximately 0.25 to 5 times market capitalization at such time), considering peers in adjacent or similar entertainment content creation/distribution industries, reviewing companies utilized by certain shareholder service firms in their reports on the Company from the previous fiscal year, identifying "peer to peer" companies (i.e., those used by multiple Company peers but not currently used by the Company), and noting "reverse peer" companies (i.e., those disclosing the Company as a peer).

[Table of Contents](#)

Based on its review, Pay Governance recommended, and the Compensation Committee selected the following peer group, which it utilized for fiscal 2024, and was the same as the peer group used for fiscal 2023:

Peer Group

AMC Networks Inc.	Madison Square Garden Entertainment Corp.
Electronic Arts Inc.	Nexstar Media Group, Inc.
Fox Corporation	Sirius XM Holdings Inc.
Hasbro, Inc.	Take-Two Interactive Software, Inc.
Live Nation Entertainment, Inc.	World Wrestling Entertainment, Inc.

Pay Governance also recommended that the Company continue to utilize industry survey data (such as the Willis Towers Watson Entertainment Industry Survey) to provide compensation data for entertainment-industry specific roles that may not be reflected within the Company's peer group. The participants in this survey include the following:

Entertainment Industry Group

ABC	Paramount/Showtime
Amazon Studios	Sony Pictures Entertainment
AMC Networks	The CW
CBS	Viacom Media Networks
NBCUniversal	Walt Disney Studios
Netflix	Warner Bros. Discovery

The Compensation Committee determined that it would be appropriate to consider this survey data for executive positions, in addition to the peer group data, as companies in these surveys reflect critical competitors for talent. In using this survey data, the Compensation Committee does not focus on any particular companies in the survey (other than the Company's peer group listed above). In this *Compensation Discussion and Analysis*, the term "market" as used for comparison purposes generally refers to the Company's peer group and the survey data described above.

Use of Market Data

Utilizing peer group and industry survey market data, the Compensation Committee evaluates the amount and proportions of base salary, annual incentive pay, and long-term compensation, including target total direct compensation (defined as base salary, target annual bonus, and the grant date fair value of equity awards granted to the executive during the fiscal year) for a select executive officers, including the Named Executive Officers, relative to the compensation of similarly situated executives with these companies.

While this data serves as informative background for compensation decisions, the Committee doesn't strictly benchmark compensation against any particular level relative to the Company's peer group. Except as otherwise noted in this *Compensation Discussion and Analysis*, decisions by the Compensation Committee are qualitative, reflecting the Compensation Committee's business judgment, which is informed by analysis of the members of the Compensation Committee including input from, and data provided by, Pay Governance. The Compensation Committee believes that the compensation opportunities provided to the Named Executive Officers are appropriate in light of competitive considerations, and will modify its programs as appropriate based on ongoing industry trends and the Company's competitive landscape.

Employment Agreements

We have entered into employment agreements with each of the Named Executive Officers. The terms of each employment agreement are described below under *Description of Employment Agreements*. We believe that it is in the best interests of the Company to enter into multiyear employment agreements with the Named Executive Officers as such multiyear agreements are typical in the Company's industry and assist in retention and recruiting efforts, foster long-term retention, and promote stability among the management team, while still allowing the Compensation Committee to exercise considerable discretion in designing incentive compensation programs and rewarding performance.

[Table of Contents](#)

In fiscal 2023, the Compensation Committee engaged Pay Governance to assist the committee in structuring and analyzing terms for a new employment agreement with Mr. Barge. The Company proposed an increase to his base salary and target bonus, and the grant of annual long-term equity awards, as described below. Pay Governance provided an analysis of the proposed compensation structure for Mr. Barge utilizing compensation levels for chief financial officers in the Company's peer group. Pay Governance concluded that Mr. Barge's proposed annualized target total direct compensation was slightly above the 75th percentile of the Company's peer group.

Accordingly, in March 2024, the Company entered into a new employment agreement with Mr. Barge to continue to serve as the Company's Chief Financial Officer for a term ending August 1, 2026. The base salary increase, target bonus increase and annual equity awards (including the grant date value, types of awards and vesting provisions) provided in the agreement were established by the Compensation Committee based on its qualitative assessment of Mr. Barge's performance, negotiations with Mr. Barge, and taking into account market data provided by Pay Governance. The agreement generally provides that Mr. Barge's long-term incentive awards under his new agreement (consisting of annual equity awards to be granted during the three-year term of the agreement) would be granted 66% in the form of restricted share units (one-half of which would be subject to time-based vesting and one-half of which would be subject to performance-based vesting) and 34% in the form of stock options (with an exercise price equal to the fair market value on the date of grant), although the Compensation Committee has discretion to change this structure each year. Each of the performance-based awards would vest as to one-third of the shares subject to such award on each of the first, second and third anniversaries of the applicable grant date, subject to the achievement of performance criteria approved by the Compensation Committee in consultation with Mr. Feltheimer for the 12-month period ending on the applicable vesting date. Additionally, the incentive awards provide a long-term retention incentive by vesting equally over the first three anniversaries of the grant date. For more information on this agreement, see the *Description of Employment Agreements* and *Potential Payments Upon Termination or Change in Control* sections below.

Compensation Components

The Company's executive compensation program is generally based on three principal components:

- (1) Base salary;
- (2) Annual incentive bonuses; and
- (3) Long-term incentive awards that are subject to time-based and/or performance-based vesting.

The Company also provides certain perquisites and personal benefits to the Named Executive Officers pursuant to their employment agreements, and severance benefits if the Named Executive Officer's employment terminates under certain circumstances. In structuring executive compensation packages, the Compensation Committee considers how each component of compensation promotes retention and/or motivates performance by the executive.

Base Salary

We provide our executive officers and employees with an annual base salary as a component of fixed compensation. This approach is designed to attract and retain highly qualified executives by ensuring certain predictable compensation levels that reward their continued service. Annual base salaries are established when we hire or otherwise enter into an employment agreement with executives, taking into account market data, peer group and entertainment industry compensation benchmarks, internal assessments of individual and comparative compensation levels, and the executive's individual performance. Our strategy typically involves setting base salaries below industry peers' levels, with a focus on performance-based incentives and stock-based compensation comprising the majority of total compensation.

We provide our executive officers and other employees with an annual base salary as a component of compensation that is fixed. We believe that in order to attract and retain highly qualified executives, we need to

[Table of Contents](#)

provide them with certain predictable compensation levels that reward their continued service. Annual base salaries are established when we hire or otherwise enter into an employment agreement with executives. In determining base salary, the Compensation Committee primarily considers market data and compensation levels of executive officers of companies in the Company's peer group and entertainment industry group, an internal review of the executive's compensation (both individually and relative to other executive officers), and the executive's individual performance. Our practice has been to establish base salaries that are generally lower than the salaries of comparable positions at the Company's peer group, with the significant majority of the executive's compensation being performance-based and/or tied to the value of our shares.

The Named Executive Officers' current base salaries are set forth below under *Description of Employment Agreements*. The Compensation Committee believes that the base salary levels of each of the Named Executive Officers are reasonable in view of the Compensation Committee's assessment of the Company's peer group data for similar positions and the committee's assessment of the Company's overall performance and contribution of those officers to that performance.

Annual Incentive Bonuses

Annual incentive bonuses aim to incentivize our executive officers to achieve annual financial, operational and individual performance goals and focus on promotion of and contribution to achievement of the Company's business strategy. Employment agreements with Named Executive Officers typically provide for a target annual incentive bonus amount, with the amount awarded each year determined at the Compensation Committee's discretion, taking into account the recommendation of the Company's Chief Executive Officer (other than for himself and the Vice Chair), based on performance criteria established by the Compensation Committee.

Payouts for annual incentive awards are determined by using three equally weighted measures: corporate performance (1/3), divisional performance (1/3) and individual performance (1/3). Corporate performance evaluates the Company's overall financial and operational performance, including key performance indicators closely tied to the Company's strategic objectives and long-term success. Divisional performance evaluates the financial performance, operational efficiency, and achievement of specific goals and targets that are aligned with the Company's overall strategic direction of each operating segment's various division. Individual performance evaluates employees' contributions, considering various factors such as job responsibilities, individual goals and targets, leadership skills, and contributions to the team and the Company.

An executive's overall performance score is then derived from the average of the three performance measures. The annual incentive bonus amount is then calculated by multiplying the average performance score by each executive's target annual incentive bonus amount. Given the broad responsibilities of the Named Executive Officers, the Compensation Committee evaluates their divisional performance based on overall company performance rather than focusing on any particular division.

Annual incentive bonus target amounts for each of the Named Executive Officers are set as a dollar amount or percentage of base salary, as set forth in their employment agreements. Mr. Burns' 2024 annual incentive bonus target amount is set at 100% of Mr. Burns' annual bonus amount awarded for fiscal 2023 instead of the amount set in his employment agreement.

Name	Fiscal 2024 Target Bonus
Jon Feltheimer	\$ 7,000,000
Michael Burns	\$ 5,500,000
James W. Barge	\$ 3,000,000
Brian Goldsmith	\$ 1,250,000
Bruce Tobey	\$ 750,000

[Table of Contents](#)

Retaining Discretion in Awarding Annual Incentive Bonuses

The Compensation Committee exercises certain discretion in determining payouts for annual incentive bonuses, particularly regarding the individual performance measure, and does not apply fixed ratios or formulas, or rely solely on market data or quantitative measures. Instead, the Compensation Committee may consider a range of factors including market data, Company performance and budgetary considerations, the executive's role within the Company, historical performance, expectations for future performance, experience, any recent or anticipated changes in their responsibilities, internal pay equity, retention incentives for succession planning, and other relevant factors deemed appropriate by the Compensation Committee.

The Compensation Committee believes that it is important to retain this discretion for the following reasons:

- Strategic, accretive transactions and other content acquisitions that are expected to positively affect future financial results may not be reflected in near-term corporate performance.
- Investments in new businesses or increased investment in current lines of business may further generate significant long-term shareholder value, but may not be immediately reflected in near-term corporate performance.
- Discretion allows the Compensation Committee to exclude or mitigate the impact of external events beyond management's control, such as unplanned acquisitions and divestitures, unplanned programming or new business investment, corporate transactions, legal expenses or unforeseen events that were not accounted for at the beginning of the fiscal year.

Additionally, the Compensation Committee believes that this approach promotes a balanced and holistic evaluation of employees' performance, and encourages them to play an active role in the Company's overall success while also acknowledging their individual accomplishments. This approach cultivates a performance-oriented culture and underscores the Company's dedication to performance-based compensation principles.

Fiscal 2024 Performance Overview

The Company delivered strong financial and operational performance in fiscal 2024. It completed three major transactions (i.e., the acquisition of eOne Entertainment, the equity investment in 3 Arts Entertainment and the launch of Lionsgate Studios which included a \$350 million capital raise), moved closer to a value-defining separation of the Studio Business and STARZ, exceeded the Company's fiscal 2024 plan and budget, exceeded fiscal 2024 consensus estimates from industry analysts, and grew library revenue, including the best library revenue quarter and the second best trailing 12-month revenue ever. All of this was accomplished during an unprecedented work stoppage in the industry, as both the Writers Guild of America and Screen Actors Guild-American Federation of Television and Radio Artists were on strike for several months during 2023.

The *Motion Picture Group* reported its best segment profit in ten years in fiscal 2024, driven by the latest installments of *The Hunger Games*, *John Wick* and *Saw* franchises, a robust multi-platform release business and a strong library performance in fiscal 2024. The *Television Production Group* also rebounded from the strikes, with seven series orders and renewals and 27 new shows sold into development in the months following the strikes. Additionally, the Company reported a record film and television library revenue of \$339 million in the fourth quarter of fiscal 2024, bringing trailing 12-month revenue to \$886 million, second best in the Company's history. This performance was driven by strength across the board, top properties from third-party creators like *The Conners* and *The Chosen*, the subscription video-on-demand syndication of *Ghosts* on CBS, and evergreen titles from the Company's library. STARZ also continued its drive to successful transition to digital, ending the 2024 fiscal year with 64% of its revenue coming from streaming, and 70% anticipated by the end of the 2025 fiscal year. Finally, the Company ended the 2024 fiscal year on a strong financial note, raising \$350 million in gross proceeds from its Lionsgate Studios transaction and preparing the Studio and STARZ balance sheets for an anticipated full separation.

[Table of Contents](#)

More information on the Company's business and performance in fiscal 2024 is available in the Company's Annual Report on Form 10-K for the year ended March 31, 2024, filed with the Securities and Exchange Commission on May 30, 2024. See below for definitions, adjustments, and related reconciliations for non-GAAP measures.

Fiscal 2024 Financial Performance

	<u>2023 Actual</u>	Year Ended March 31, <u>2024 Plan</u>	<u>2024 Actual</u>
	(amounts in millions)		
Segment Profit			
Studio Business			
Motion Picture	\$ 276.5	\$ 264.0	\$ 319.4
Television Production	\$ 133.4	\$ 192.1	\$ 146.8
Total Studio Business	\$ 409.9	\$ 456.1	\$ 466.2
Media Networks	\$ 106.8	\$ 182.6	\$ 236.4
Intersegment Eliminations	\$ (35.7)	\$ (77.0)	\$ (48.9)
Total Segment Profit.	\$ 481.0	\$ 561.7	\$ 653.7
Corporate general and administrative expenses	\$ (122.9)	\$ (124.7)	\$ (136.1)
Adjusted OIBDA	<u>\$ 358.1</u>	<u>\$ 437.0</u>	<u>\$ 517.6</u>

Fiscal 2024 Operating Performance

- Strategic Initiatives Position the Company for Growth and Value Creation
 - Acquired and integrated eOne Entertainment
 - Increased equity investment in 3 Arts Entertainment
 - Prepared and closed the launch of Lionsgate Studios Corp., which included a \$350 million capital raise
- Key Financial Metrics Exceeded Fiscal 2024 Plan and Street Guidance While Strengthening Balance Sheet
 - Exceeded fiscal 2024 plan adjusted OIBDA despite negative impact of industry strikes
 - Exceeded fiscal 2024 plan positive free cash flow
 - Exceeded fiscal 2024 guidance to “street” for Studio Business adjusted OIBDA (excluding eOne Entertainment) and STARZ Business adjusted OIBDA
- Motion Picture Group Achieved Highest Box Office in Five Years, Best Financial Performance in 10 Years
 - 2024 film slate generated nearly \$1.1 billion at the global box office
 - Best financial performance for *Motion Picture Group* in 10 years (segment profit of \$319.4 in fiscal 2024)
 - Launched new partnerships with Chad Stahelski to grow *John Wick* and *Highlander* franchises, develop original action films for global marketplace
 - Partnered with Blumhouse to re-imagine multiple horror franchises from the Company's library
 - Entered production or preproduction on Graham King/Antoine Fuqua's biopic *Michael*, Chad Stahelski's *Highlander*, Destin Daniel Crettin's *Naruto* and Ruben Fleischer's *Now You See Me 3*

Table of Contents

- Continued Diversification of Television Group and Renewal of Key Series
 - Secured renewals of key series including *Ghosts* (4th season on CBS), *The Rookie* (7th season on ABC) and *Raising Kanan* (5th season on STARZ)
 - Eleven television series in third, fourth or later seasons including *Ghosts* (CBS), *The Rookie* (ABC), *Naked & Afraid* (Discovery), *Son of a Critch* (The CW), *Mythic Quest* (Apple TV+), *Acapulco* (Apple TV+), *BMF* (STARZ), *P-Valley* (STARZ), *Power Book II: Ghost* (STARZ), *Power Book III: Raising Kanan* (STARZ), and *Power Book IV: Force* (STARZ)
 - Entered production on the Seth Rogen comedy *The Studio* for Apple TV+ and *The Hunting Wives* and *Spartacus* for STARZ
 - Following acquisition of eOne Entertainment, created Lionsgate Alternative Television (consisting of Pilgrim Media, eOne Entertainment, Blackfin, Renegade and Daisybeck Studios)
- STARZ Remains a Distribution Partner of Choice
 - Domestic over-the-top subscribers grew in fiscal 2024
 - 64% of revenue from digital/streaming in fiscal 2024
 - Announced new *Origins* prequel alongside three *Power* spinoffs and preparing *Outlander* prequel, *Blood of My Blood*
 - STARZ exited international territories
- Continued to Extract Value from Film and Television Library
 - Generated strong library performance with \$886 million of trailing 12-month revenue
 - Record library revenue of \$339 million in fourth quarter of 2024
- Expanded Production Footprint
 - Secured sound stages for television production needs in Yonkers, New York and Atlanta, Georgia and preparing to open studio facilities in Newark, New Jersey
- New Initiatives Strengthen Entrepreneurial Culture
 - Increased diversity and inclusiveness of the Company's workforce
 - In fiscal 2024, 60% of new hires were women and 30% were employees of color
 - Increased number of diverse suppliers by 62% in fiscal 2024
 - STARZ earned Fast Company's prestigious "Brands That Matter" designation

Fiscal 2024 Annual Incentive Bonuses



Corporate Performance

In determining the corporate performance measure for fiscal 2024, the Compensation Committee selected adjusted OIBDA, the key performance indicator closely tied to the Company's strategic objectives and long-term success and used internally to manage financial performance. Fiscal 2024 actual adjusted OIBDA was then compared to fiscal 2024 plan adjusted OIBDA to determine the Company's corporate performance measure for fiscal 2024.

	<u>Fiscal 2024 Actual</u>	<u>Fiscal 2024 Plan</u>	<u>Percent of 2024 Actual vs. 2024 Plan</u>
Adjusted OIBDA	\$ 517.6 million	\$437.0 million	Over 100%

[Table of Contents](#)

Accordingly, the Compensation Committee determined to award 100% to each executive for the corporate performance measure of the fiscal 2024 bonus plan.



Divisional Performance

In determining divisional performance measures for fiscal 2024, the Compensation Committee reviewed each divisions and segments fiscal 2024 financial performance using segment profit as its key financial measure. Fiscal 2024 actual segment profit was then compared to fiscal 2024 plan segment profit for each of the Company's operating segments.

	<u>Fiscal 2024 Actual Segment Profit</u>	<u>Fiscal 2024 Plan Segment Profit</u>	<u>Percent of 2024 Actual vs. 2024 Plan</u>
Studio Business			
Motion Picture	\$319.4 million	\$264.0 million	Over 115%
Television Production	\$146.8 million	\$192.1 million	Over 75%
Media Networks (Domestic)	\$206.1 million	\$225.4 million	Over 90%

Accordingly, the Compensation Committee determined to award the following divisional performance measures for fiscal 2024:

- 115% as the divisional performance measure for the *Motion Picture* segment;
- 75% as the divisional performance measure for the *Television Production* segment; and
- 90% as the divisional performance measure for the *Media Networks* segment.

In reviewing divisional performance for the Named Executive Officers, the Compensation Committee evaluated overall Company performance rather than focusing on any particular division. The Compensation Committee acknowledged that the Company concluded fiscal year 2024 on a solid note, surpassing its fiscal year plan and budget. The Company also achieved several key financial results that exceeded consensus estimates from industry analysts. Further, operational achievements were highlighted, with the Compensation Committee noting the Company's acquisition of eOne Entertainment in December 2023, the Company's increased equity investment in 3 Arts Entertainment in January 2024, the preparation and close of the business combination of the Studio Business with Screaming Eagle Acquisition Corp. and subsequent launch of Lionsgate Studios Corp., in May 2014, and Lionsgate Studios' capital raise which secured \$350 million in gross proceeds from a consortium of leading investors.

Accordingly, the Compensation Committee determined that each Named Executive Officer would be awarded 100% for divisional performance.



Individual Performance

In determining individual performance measures for each Named Executive Officer, the Compensation Committee reviewed the executive's performance achievements, contributions, leadership, and execution with respect to the Company's key strategic objectives (against goals set by the Compensation Committee for each such executive for fiscal 2024). Within this context, the individual performance measures for each Named Executive officer determined by the Compensation Committee are set forth under *Fiscal 2024 Annual Incentive Bonuses for Named Executive Officers* below.

[Table of Contents](#)

Fiscal 2024 Annual Incentive Bonuses for Named Executive Officers

Jon Feltheimer

<u>Name</u>	<u>Corporate Performance</u>	<u>Divisional Performance</u>	<u>Individual Performance</u>	<u>Fiscal 2024 Target Bonus</u>	<u>Fiscal 2024 Bonus</u>
Jon Feltheimer	100%	100%	271%	\$7,000,000	\$11,000,000

In evaluating Mr. Feltheimer's individual performance, the Compensation Committee assessed Mr. Feltheimer's performance achievements against fiscal 2024 individual performance goals established at the beginning of the fiscal year, which included, among others, the following:

- Grow adjusted OIBDA from fiscal 2023;
- Continue to build film and television library;
- Continue *Motion Picture Group* growth;
- Maintain focus on successful renewal of Lionsgate television series;
- Continue to execute talent strategy with 3 Arts Entertainment; and
- Continue to drive profitability and increase value of STARZ.

The Compensation Committee noted that under Mr. Feltheimer's leadership, the Company achieved a robust operational year, and Mr. Feltheimer's strategic vision and effective execution were key to the Company surpassing its fiscal year plan and budget. Specifically, even with strikes and other industry disruption, for the 2024 fiscal year, the Company exceeded its fiscal 2024 adjusted OIBDA outlook of \$400 million to \$450 million (even after excluding a \$30 million benefit from exiting of STARZ international territories). Moreover, in fiscal 2024, adjusted OIBDA of \$518 million was up 45% from fiscal 2023, total revenue of \$4 billion was up 4% from fiscal 2023, and adjusted free cash flow was up four-fold to \$230 million. Further, for the 2024 fiscal year, *Motion Picture Group* revenue was up 25% from fiscal 2023 to \$1.7 billion, while segment profit was up 16% from fiscal 2023 to \$319 million, the highest segment profit in ten years, driven by franchise films such as *Hunger Games: The Ballad of Songbirds & Snakes*, *John Wick: Chapter Four* and *Saw X*, strength in carryover from previous years' film slates, growth in the Company's multi-platform business, and strong library sales. Also, the *Television Production Group* finished the year on a positive note, with fourth quarter television revenue at \$469 million and segment profit of \$53 million, both up over 50% year-over-year, due to strong library sales and an increase in post-strike content deliveries.

Moreover, the Compensation Committee specifically noted Mr. Feltheimer's integral role in overseeing: the Company's acquisition of eOne Entertainment in December 2023, which added thousands of titles to the Company's library, expanded its franchise portfolio, strengthened its scripted television business and facilitated the creation of Lionsgate Alternative Television; the Company's increased equity investment in 3 Arts Entertainment in January 2024, which the Company believes further diversifies its overall business, is a central pillar of the Studio Business's talent strategy and serves as a financial growth engine for the Company's television business; and the close of the business combination with Screaming Eagle Acquisition Corp. and launch of Lionsgate Studios Corp. in May 2024, which the Company believes is an important step towards an anticipated full separation.

The Compensation Committee also engaged Pay Governance to assist it in assessing the fiscal 2024 bonus amount for Mr. Feltheimer. Pay Governance reviewed, among other things, the goals and achievements noted above, other highlights of the Company's business and strategic performance achieved during fiscal 2024, and the competitive position of Mr. Feltheimer's total direct compensation (defined as base salary, actual annual bonus, and the grant date fair value of equity awards granted to the executive during the fiscal year) relative to similar positions within the Company's peer group.

[Table of Contents](#)

Pay Governance concluded that, with the bonus amount noted above, Mr. Feltheimer's total direct compensation would be in the midrange relative to similar positions within the Company's peer group.

Accordingly, in June 2024, after consideration of Pay Governance's analysis and in light of all of the performance factors described above (noting that Mr. Feltheimer had achieved or exceeded most of his fiscal 2024 individual performance goals), the Compensation Committee approved for Mr. Feltheimer for fiscal 2024 a cash bonus of \$11,000,000.

Michael Burns

<u>Name</u>	<u>Corporate Performance</u>	<u>Divisional Performance</u>	<u>Individual Performance</u>	<u>Fiscal 2024 Target Bonus</u>	<u>Fiscal 2024 Bonus</u>
Michael Burns	100%	100%	127%	\$5,500,000	\$6,000,000

In evaluating Mr. Burns' individual performance, the Compensation Committee assessed Mr. Burns' achievements against fiscal 2024 individual performance goals established at the beginning of the fiscal year, which included, among others, the following:

- Supervise all capital market transactions;
- Manage the Company's business prudently;
- Continue strategic initiatives, including contemplation of a separation of the Studio Business and STARZ;
- Continue to drive profitability and increase value of STARZ; and
- Manage external stakeholders.

The Compensation Committee specifically noted that Mr. Burns had successfully spearheaded Lionsgate Studios' capital raise, securing \$350 million in gross proceeds from a consortium of leading investors. A critical component of this achievement was the comprehensive roadshow organized to attract and engage potential investors, which was tailored to address the unique interests and concerns of diverse investor groups, highlighting Lionsgate Studios' competitive advantages, growth trajectory and long-term value proposition. The Compensation Committee also acknowledged Mr. Burns' leadership role in negotiating an exchange of the Company's 5.500% Senior Notes (completed in May 2024), which was a key to providing the Company with greater flexibility in managing its corporate debt. Other notable achievements recognized by the Compensation Committee included further leveraging relationships that added subscribers to the STARZ app, continuing to maintain and cultivate relationships with producers, talent and other relevant parties resulting in successful execution of television motion picture and television development projects, library acquisitions, distribution arrangements and other acquisition arrangements, presenting at all significant media banking and research conferences and participating in investor calls, and assisting the Company's worldwide television distribution team in closing numerous FAST channels carried by various platforms.

Next, the Compensation Committee engaged Pay Governance to assist it in assessing the fiscal 2024 bonus amount for Mr. Burns. Pay Governance reviewed, among other things, the goals and achievements noted above, other highlights of the Company's business and strategic performance achieved during fiscal 2024, and the competitive position of Mr. Burns' total direct compensation relative to similar positions within the Company's peer group.

Accordingly, in June 2024, after consideration of Pay Governance's analysis and in light of all the performance factors described above (noting that Mr. Burns had achieved or exceeded most of his fiscal 2024 individual performance goals), the Compensation Committee approved for Mr. Burns for fiscal 2024 a cash bonus of \$6,000,000.

[Table of Contents](#)

James W. Barge

<u>Name</u>	<u>Corporate Performance</u>	<u>Divisional Performance</u>	<u>Individual Performance</u>	<u>Fiscal 2024 Target Bonus</u>	<u>Fiscal 2024 Bonus</u>
James W. Barge	100%	100%	150%	\$3,000,000	\$3,500,000

In evaluating Mr. Barge's individual performance, the Compensation Committee assessed Mr. Barge's achievements against fiscal 2024 individual performance goals established at the beginning of the fiscal year, which included, among others, the following:

- Manage the Company's treasury function;
- Manage the Company's business prudently;
- Work with business units to drive revenue, manage costs, and achieve or exceed plan and budget;
- Manage to the Company's cash position while fully funding investment in content and marketing; and
- Manage the contemplation of a separation of the Studio Business and STARZ, including alternative capital structures.

The Compensation Committee specifically noted Mr. Barge's pivotal role as a principal member of the Company's leadership team which oversaw the preparation and close of the business combination with Screaming Eagle Acquisition Corp. and launch of Lionsgate Studios Corp. in May 2024. Mr. Barge was not only a key participant in the roadshow, but also oversaw tax planning, regulatory compliance, accounting practices, and other related financial functions crucial to the success of the transaction, which the Company believes is an important step towards an anticipated full separation, simplifies the Company's structure, unlocks opportunities to scale respective businesses and creates incremental value for shareholders. Further, the Compensation Committee acknowledged Mr. Barge's instrumental role in Lionsgate Studios' capital raise of \$350 million in gross proceeds from a consortium of leading investors, providing financial oversight and playing a pivotal role in engaging such investors. Moreover, the Compensation Committee acknowledged Mr. Barge's role in negotiating an exchange of the Company's 5.500% Senior Notes. After its closing in May 2024, Fitch initiated ratings on the then newly issued 5.500% Senior Notes at B+, with a stable outlook and superior recovery rating, and similarly upgraded the rating on the remaining 5.500% Senior Notes from B to B+, with a stable outlook and superior recovery rating. Other notable achievements recognized by the Compensation Committee included; effectively managing the Company's liquidity and debt structure, including negotiating favorable terms and securing optimal financing solutions to support the Company's strategic objectives; exceeding the Company's cash position for its fiscal 2024 plan and budget, with \$397 million of net cash flow provided by operating activities and \$230 million in adjusted free cash flow for the full year; innovatively structuring the financing for the Company's acquisition of eOne Entertainment; and continuing to successfully manage the Company's accounts receivable monetization programs, production loans, programming notes, production tax credit facility, intellectual property credit facility and backlog facility.

Next, the Compensation Committee engaged Pay Governance to assist it in assessing the fiscal 2024 bonus amount for Mr. Barge. Pay Governance reviewed, among other things, the goals and achievements noted above, other highlights of the Company's business and strategic performance achieved during fiscal 2024, and the competitive position of Mr. Barge's total direct compensation relative to similar positions within the Company's peer group.

Accordingly, in June 2024, after consideration of Pay Governance's analysis and in light of all the performance factors described above (noting that Mr. Barge had achieved or exceeded most of his fiscal 2024 individual performance goals), the Compensation Committee approved for Mr. Barge for fiscal 2024 a cash bonus of \$3,500,000.

Table of Contents

Brian Goldsmith

<u>Name</u>	<u>Corporate Performance</u>	<u>Divisional Performance</u>	<u>Individual Performance</u>	<u>Fiscal 2024 Target Bonus</u>	<u>Fiscal 2024 Bonus</u>
Brian Goldsmith	100%	100%	250%	\$1,250,000	\$1,875,000

In evaluating Mr. Goldsmith's individual performance, the Compensation Committee assessed Mr. Goldsmith's achievements against fiscal 2024 individual performance goals established at the beginning of the fiscal year, which included, among others, the following:

- Manage the Company's business prudently;
- Provide corporate support to business units to help streamline existing business operations and achieve overhead targets;
- Manage the Company's acquisitions strategy;
- Continue optimization and growth of the Company's library; and
- Continue to drive profitability and increase value of STARZ.

The Compensation Committee acknowledged that Mr. Goldsmith demonstrated exceptional leadership in overseeing all segments of the Company's business, ensuring cohesive and efficient business operations. The Compensation Committee specifically noted the Mr. Goldsmith played a vital role in executing major corporate and financing transactions, including as a principal member of the Company's leadership team which oversaw all aspects of the Company's increased equity investment in 3 Arts Entertainment in January 2024, and the preparation and close of the business combination of the Studio Business with Screaming Eagle Acquisition Corp. and subsequent launch of Lionsgate Studios Corp. in May 2024. The Compensation Committee further noted that Mr. Goldsmith led the cross-divisional team that successfully orchestrated the acquisition of eOne Entertainment in December 2023. Following the acquisition, Mr. Goldsmith led the meticulous integration process, overseeing the cross-border alignment of the Company's operations, systems, cultures and resources with those of eOne Entertainment. Such integration efforts ensured a seamless transition with minimal disruption to the Company's business. Other notable achievements recognized by the Compensation Committee included closing other accretive library acquisitions; continuing optimization of the Company's library by driving margin improvement in the Company's licensing business, enhancing library rights renewal process and derivative rights identification/monetization, and focusing on accretive participant buyout opportunities; successfully negotiating certain outstanding audit claims; continuing to adjust the Company's real estate footprint to drive savings; and supporting the exiting of remaining international territories for STARZ, allowing it to exclusively focus on the strength of its North American business.

The Compensation Committee also engaged Pay Governance to assist it in assessing the fiscal 2024 bonus amount for Mr. Goldsmith. Pay Governance reviewed, among other things, the goals and achievements noted above, other highlights of the Company's business and strategic performance achieved during fiscal 2024, and the competitive position of Mr. Goldsmith's total direct compensation relative to (i) top strategy/business development executives (that generally report to a company's chief financial officer) and (ii) entertainment chief operating officers (that generally report to a company's chief executive officer) of companies in both the Company's peer group and certain companies in its entertainment industry group, as applicable.

Accordingly, in June 2024, after consideration of Pay Governance's analysis and in light of all the performance factors described above (noting that Mr. Goldsmith had achieved or exceeded most of his fiscal 2024 individual performance goals), the Compensation Committee approved for Mr. Goldsmith for fiscal 2024 a cash bonus of \$1,875,000.

[Table of Contents](#)

Bruce Tobey

<u>Name</u>	<u>Corporate Performance</u>	<u>Divisional Performance</u>	<u>Individual Performance</u>	<u>Fiscal 2024 Target Bonus</u>	<u>Fiscal 2024 Bonus</u>
Bruce Tobey	100%	100%	300%	\$ 750,000	\$ 1,250,000

In evaluating Mr. Tobey's individual performance, the Compensation Committee assessed Mr. Tobey's achievements against fiscal 2024 individual performance goals established at the beginning of the fiscal year, which included, among others, the following:

- Providing strategic leadership for the Company's business and legal affairs departments across all operating segments;
- Negotiating and providing comprehensive legal and business support for all corporate and financing transactions;
- Structuring and overseeing the anticipated separation of the Studio Business and the STARZ Business;
- Planning and developing strategies to respond to anticipated guild strikes; and
- Advancing initiatives to develop and foster diversity, equity and inclusion with the Company.

The Compensation Committee's assessment underscored Mr. Tobey's pivotal role in navigating these complex and critical areas, reflecting a comprehensive and forward-thinking approach to the Company's strategic objectives. The Compensation Committee noted that Mr. Tobey's proactive planning and coordination with the Company's operating businesses were essential in developing strategies to address and mitigate the impact of anticipated and actual guild strikes, safeguarding the Company's interests. The Compensation Committee further noted Mr. Tobey's integral efforts as a principal member of the Company's leadership team in its acquisition of eOne Entertainment in December 2023, where he not only oversaw all legal aspects of the transaction, but also provided guidance as to strategic objectives, maximizing the transaction's value. The Compensation Committee also noted Mr. Tobey's success in leading the Company's AI (artificial intelligence) initiatives, orchestrating the Company's efforts to integrate AI into a number of its operations, as well as his pivotal roles in the Company's increased equity investment in 3 Arts Entertainment in January 2024, and the preparation and close of the business combination of the Studio Business with Screaming Eagle Acquisition Corp. and subsequent launch of Lionsgate Studios Corp. in May 2024. To execute the close of the transaction and the launch of Lionsgate Studios, Mr. Tobey navigated the legal complexities inherent in such transactions, ensured compliance with regulatory requirements, and provided strategic advice at every pivotal stage of negotiations.

The Compensation Committee also engaged Pay Governance to assist it in assessing the fiscal 2024 bonus amount for Mr. Tobey. Pay Governance reviewed, among other things, the goals and achievements noted above, other highlights of the Company's business and strategic performance achieved during fiscal 2024, and the competitive position of Mr. Tobey's total direct compensation relative to similar positions within the Company's peer group.

Accordingly, in June 2024, after consideration of Pay Governance's analysis and in light of all the performance factors described above (noting that Mr. Tobey had achieved or exceeded most of his fiscal 2024 individual performance goals), the Compensation Committee approved for Mr. Tobey for fiscal 2024 a cash bonus of \$1,250,000.

Long-term Incentive Awards

The Company believes that providing a meaningful equity stake in our business is essential to ensure competitive compensation opportunities. Moreover, the Company believes that providing compensation in the form of equity awards aligns executives' incentives with shareholders' interests, fostering long-term superior performance. Therefore, we have historically made grants of restricted share units, stock options and/or SARs to incentivize our executives in driving shareholder value. The Compensation Committee bases its award grants to executives on a number of factors, including:

Table of Contents

- The executive's role within the Company and overall compensation package;
- The executive's performance in fulfilling individual responsibilities;
- Comparative analysis of equity participation among executives at peer group companies; and
- The executive's contribution to the Company's financial success.

Equity Award Grant Practices

Equity award grants to the Named Executive Officers are set forth in their employment agreements, which generally provide terms for annual grants to be made over the agreement's term. These grants are strategically designed to provide incentives throughout the agreement's duration and to incentivize performance throughout the agreement's term. The Compensation Committee then assesses the award terms in the employment agreements each year and makes a final determination as to the terms of the annual equity awards to be granted to the Named Executive Officers for that year.

The Compensation Committee's practice has been to grant the annual equity awards at its first meeting after July 1 each year, which meeting is usually scheduled well in advance. Additionally, the Company may, from time-to-time, grant equity-based awards to executive officers and other employees as part of annual bonuses, in connection with new-hires or promotions, or in other special circumstances, and retains discretion to grant equity awards from time-to-time when and as the Compensation Committee may determine to be appropriate. The release of material non-public information is not taken into account in determining the timing and terms of equity award grants, and the Company does not time the disclosure of material nonpublic information for the purpose of affecting the value of executive compensation.

The Company's equity incentive awards as described below are generally made with respect to Class B non-voting shares. However, the Compensation Committee has discretion to provide that awards granted under stock incentive plans may be made with respect to the Class A voting shares rather than Class B non-voting shares.

Restricted Share Units

The Company grants long-term incentive awards to the Named Executive Officers in the form of restricted share units that may be subject to time-based and performance-based vesting requirements. Awards generally relate to Class B non-voting shares, with each unit that vests being payable in Class B non-voting shares (although awards may also be structured to be payable in cash based on the value of the underlying shares). Awards of time-based restricted share units vest over a period of several years following the date of grant. Thus, the units are designed both to link executives' interests with those of the Company's shareholders (as the units' value is based on the value of Class B non-voting shares) and to provide a long-term retention incentive for the vesting period, as they generally have value regardless of share price volatility.

Awards of performance-based restricted share units also cover multiple years, with a percentage of the units subject to the award becoming eligible to vest each year based on the Company's and the individual's performance during that year relative to performance goals reviewed by the Compensation Committee. Before any performance-based restricted share unit is paid, the Compensation Committee must certify that the performance target(s) have been satisfied. The Compensation Committee has discretion to determine the performance target(s) and any other restrictions or other limitations of performance-based restricted share units and may reserve discretion to reduce payments below maximum award limits. Thus, the performance units are designed both to motivate executives to maximize the Company's performance each year and to provide a long-term retention incentive for the entire period covered by the award.

Table of Contents

Stock Options

A stock option is the right to purchase shares at a future date at a specified price per share. The Company grants stock options to the Named Executive Officers with an exercise price that is equal to (i) the closing price of a Class B non-voting share on the date of grant, and (ii) in certain cases, as a percentage premium to the closing price of a Class B non-voting share on the date of grant. Thus, the Named Executive Officers will realize value on their stock options only if the Company's shareholders realize value on their shares and, for that reason, the Compensation Committee considers all options to be performance-based awards. The stock options function as a retention incentive for the Company's executives as the executive generally must remain employed through the vesting period. The maximum term of a stock option is 10 years from the date of grant.

Share Appreciation Rights

A share appreciation right (or SAR) is the right to receive payment of an amount equal to the excess of the fair market value of a Class B non-voting share on the date of exercise of the SAR over the base price of the SAR. The Company has made a portion of its long-term incentive awards to the Named Executive Officers in the form of SARs. Upon exercise of a SAR, the holder receives a payment in cash or shares with a value equal to the excess, if any, of the fair market value of a Class B non-voting share on the date of exercise of the SAR over the base price of the SAR. Because the base price of the SAR is not less than the closing price of a Class B non-voting share on the grant date, SARs provide the same incentives as stock options because the holder will realize value on their SARs only if the Company's share price increases after the date of grant. Thus, similar to stock options, SARs are considered by the Compensation Committee to be performance-based awards. The SARs function as a retention incentive for the Company's executives as the executive generally must remain employed through the vesting period. The maximum term of a SAR is 10 years from the date of grant.

Granting of Equity Awards in Fiscal 2024

The following equity awards were granted to the Named Executive Officers in fiscal 2024.

These awards consist of (i) annual grants made to Messrs. Feltheimer, Burns, Barge, Goldsmith and Tobey pursuant to their employment agreements and (ii) a one-time grant made to Mr. Tobey. In addition, these awards consist of a portion of certain performance-based awards approved by the Compensation Committee prior to fiscal 2024 that became eligible to vest during fiscal 2024. In the case of these performance-based awards, the award (or a portion thereof) is treated as granted for accounting purposes on the date on which the Compensation Committee determines whether the applicable performance requirements have been met, and the discussion below relates to the vesting tranches of these awards allocated to fiscal 2024 (including the number of shares awarded by the Compensation Committee based on performance during fiscal 2024) that were allocated to a performance period that ended during fiscal 2024. For more information on these awards, please see the executive compensation tables and narratives that follow this *Compensation Discussion and Analysis*.

- In May 2023, the Compensation Committee determined the vesting of a tranche of an award of performance-based SARs granted to Mr. Barge in September 2019 that was eligible to vest during fiscal 2023. This tranche covered 211,842 SARs with respect to Class B non-voting shares that were eligible to vest based on the Compensation Committee's assessment of the Company's and Mr. Barge's performance during the 12-month period covered by that tranche. For these purposes, the Compensation Committee reviewed the Company's corporate performance discussed in the Company's 2023 proxy statement, and reflected in the Company's Quarterly Reports on Form 10-Q, and also acknowledged the contributions of Mr. Barge. Accordingly, based on its review, the Compensation Committee approved the vesting of 100% of the performance-based SARs that were subject to this vesting tranche.

Table of Contents

- In June 2023, effective July 3, 2023, the Compensation Committee approved annual grants of restricted share units for fiscal 2024 (one-half of which would be subject to time-based vesting and one-half of which would be subject to performance-based vesting) to each of the Named Executive Officers. Each of these grants is scheduled to vest over a three-year period. The number of shares subject to the time-based grants are shown in the *Grants of Plan-Based Awards Table* below. As noted above, the performance-based awards are not treated as granted for accounting purposes until the Compensation Committee determines whether the applicable performance requirements have been met, and accordingly, the annual grants made in fiscal 2024 that are subject to performance-based vesting are not reflected in the table.
- In June 2023, the Compensation Committee determined the vesting of a tranche of awards of performance-based restricted share units granted to Messrs. Feltheimer, Barge and Goldsmith in July 2022, that were eligible to vest during fiscal 2024. The tranches covered 96,811, 60,507 and 56,473 restricted share units, respectively with respect to Class B non-voting shares, that were eligible to vest based on the Compensation Committee's assessment of the Company's and the executive's performance during the 12-month period covered by the tranche. For these purposes, the Compensation Committee reviewed the Company's corporate performance reflected in the Company's Annual Report on Form 10-K for the year ended March 31, 2023 and the contributions of Messrs. Feltheimer, Barge and Goldsmith cited in the Company's 2023 proxy statement. Accordingly, based on its review, the Compensation Committee approved the vesting of 100% of the performance-based restricted share units that were subject to these vesting tranches, and these tranches are considered granted for accounting purposes upon the date of the Compensation Committee's determination and are reported in the compensation tables below. However, these tranches of performance-based restricted share units do not vest unless a VWAP Goal (as defined below) is achieved on or before the earlier of (i) the third anniversary of the award date or (ii) the date of termination of the executive's employment or service with the Company or any of its subsidiaries for any reason. The "VWAP Goal" shall be considered achieved on the date on which the volume weighted average of the closing prices of Class B non-voting shares over a period of twenty (20) consecutive trading days ending on such date is equal to or greater than \$14.61, in each case in regular trading on the New York Stock Exchange. The VWAP Goal (if not previously achieved) is deemed to have been achieved in full upon any change in control of the Company, or any other extraordinary transaction (including, but not limited to, a full or partial spin-off, split-off, issuance of a tracking stock or other transaction by the Company or its subsidiaries). In May 2024, the VWAP Goal was deemed to have been achieved.
- In June 2023, the Compensation Committee determined the vesting of (i) a tranche covering 90,703 shares of an award of performance-based restricted share units granted to Mr. Barge in July 2020 and (ii) a tranche covering 42,779 shares of an award of performance-based restricted share units granted to Mr. Barge in July 2021, in each case, that were eligible to vest during fiscal 2024 based on the Compensation Committee's assessment of the Company's and Mr. Barge's performance during the 12-month period covered by that tranche. For these purposes, the Compensation Committee reviewed the Company's corporate performance reflected in the Company's Annual Report on Form 10-K for the year ended March 31, 2023 and the contributions of Mr. Barge cited in the Company's 2023 proxy statement. Accordingly, based on its review, the Compensation Committee approved the vesting of 100% of the performance-based restricted share units that were subject to these vesting tranches.
- In June 2023, the Compensation Committee determined the vesting of (i) a tranche covering 79,365 shares of an award of performance-based restricted share units granted to Mr. Goldsmith in July 2020 and (ii) a tranche covering 39,927 shares of an award of performance-based restricted share units granted to Mr. Goldsmith in July 2021, in each case, that were eligible to vest during fiscal 2024 based on the Compensation Committee's assessment of the Company's and Mr. Goldsmith's performance during the 12-month period covered by that tranche. For these purposes, the Compensation Committee reviewed the Company's corporate performance reflected in the Company's Annual Report on Form 10-K for the year ended March 31, 2023, and the contributions of Mr. Goldsmith cited in the Company's 2023 proxy statement. Accordingly, based on its review, the Compensation Committee approved the vesting of 100% of the performance-based restricted share units and the performance-based stock options that were subject to these vesting tranches.

[Table of Contents](#)

- In July 2023, the Compensation Committee approved the grant of 12,165 time-based restricted share units to Mr. Tobey. The grant is scheduled to vest in July 2024.

Severance and Other Benefits upon Termination of Employment

The Company provides severance protections for the Named Executive Officers under their respective employment agreements. The Compensation Committee determines the level of severance benefits on a case-by-case basis, and, in general, considers them an important part of an executive's compensation, consistent with competitive practices and, particularly in the context of a change in control transaction, playing a valuable role in attracting and retaining key executive officers.

As described in more detail under *Potential Payments Upon Termination or Change in Control* below, the Named Executive Officers would be entitled to severance benefits under their employment agreements in the event of a termination of employment by the Company "without cause" or, in certain cases, for "good reason," as such terms are defined in the executive's employment agreement. The Company has determined that it is appropriate to provide these executives with severance benefits under these circumstances in light of their positions with the Company and as part of their overall compensation package. The cash severance benefits for these executives are generally determined, in the case of Messrs. Feltheimer and Burns, based on their base salary through the remainder of the term covered by their employment agreement and, in the case of the other Named Executive Officers, the greater of 50% of their base salary through the remainder of the term covered by their employment agreement or their base salary for a specified number of months following termination.

The Company also believes that the occurrence, or potential occurrence, of a change in control transaction will create uncertainty regarding the continued employment of our executive officers. This uncertainty results from the fact that many change in control transactions result in significant organizational changes, particularly at the senior executive level. In order to encourage our executive officers to remain employed with the Company during an important time when their prospects for continued employment following the transaction are often uncertain, we provide certain Named Executive Officers with enhanced severance benefits if their employment is terminated by the Company "without cause" or, in certain cases, by the executive for "good reason" in connection with a change in control. We believe that such enhanced severance benefits the Company and the shareholders by incentivizing the executives to be receptive to potential transactions that are in the best interest of shareholders even if the executives face great personal uncertainty in the change in control context. The cash severance benefits for these executives are generally determined based on their base salary through the remainder of the term covered by their employment agreement (or, if greater, a specified amount in the case of Messrs. Feltheimer and Burns or a specified number of months of base salary following termination in the case of the other Named Executive Officers). In addition, the Company believes it is appropriate to provide these benefits to certain Named Executive Officers (other than Messrs. Feltheimer and Burns) if their employment is terminated in circumstances described above following a change in the senior management of the Company as specified in their respective employment agreements.

As noted above, we do not provide any benefits to the Named Executive Officers that would be payable solely because a change in control occurs or any right to receive a gross-up payment for any parachute payment taxes that may be imposed in connection with a change in control.

See *Potential Payments Upon Termination or Change in Control* below for more information on the severance benefits provided under the Named Executive Officers' employment agreements.

Perquisites and Other Benefits

We provide certain Named Executive Officers with limited perquisites and other personal benefits, such as life insurance policy contributions and club membership dues that the Compensation Committee believes are

[Table of Contents](#)

reasonable and consistent with our overall compensation program, to better enable us to attract and retain superior employees for key positions. Additionally, we own an interest in an aircraft through a fractional ownership program for use, from time to time, for film promotion and other corporate purposes. As we maintain this interest for business purposes, we believe that it is reasonable to afford limited personal use of the aircraft consistent with regulations of the Internal Revenue Service, the SEC and the Federal Aviation Administration. Messrs. Feltheimer and Burns reimburse the Company for a portion of the costs incurred for their limited personal use of the aircraft. All of these perquisites are reflected in the *All Other Compensation* column of the *Summary Compensation Table* and the accompanying footnotes below.

We have also adopted a nonqualified deferred compensation plan to allow the Named Executive Officers and certain other key employees the opportunity to defer a portion of their compensation without regard to the tax code limitations applicable to tax-qualified plans. The deferred compensation plan is intended to promote retention by providing participants with an opportunity to save for retirement in a tax-efficient manner. Please see the *Non-Qualified Deferred Compensation* section below for a description of the plan.

Clawback Policy

In accordance with SEC and NYSE requirements, the Compensation Committee has adopted an executive compensation recovery policy regarding the adjustment or recovery of certain incentive awards or payments made to current or former executive officers in the event that we are required to prepare an accounting restatement due to material noncompliance with any financial reporting requirement under the securities laws. In general, the policy provides that, unless an exception applies, we will seek to recover compensation that is awarded to an executive officer based on the Company's attainment of a financial metric during the three-year period prior to the fiscal year in which the restatement occurs, to the extent such compensation exceeds the amount that would have been awarded based on the restated financial results.

Policy with Respect to Section 162(m)

U.S. federal income tax law generally prohibits a publicly held company from deducting compensation paid to a current or former named executive officer that exceeds \$1 million during the tax year. Certain awards granted before November 2, 2017, that were based upon attaining pre-established performance measures that were set by the Compensation Committee under a plan approved by the Company's shareholders, as well as amounts payable to former executives pursuant to a written binding contract that was in effect on November 2, 2017, may qualify for an exception to the \$1 million deductibility limit. As one of the factors in its consideration of compensation matters, the Compensation Committee notes this deductibility limitation. However, the Compensation Committee has the flexibility to take any compensation-related actions that it determines are in the best interests of the Company and its shareholders, including awarding compensation that may not be deductible for tax purposes. There can be no assurance that any compensation will in fact be deductible.

COMPANY'S COMPENSATION POLICIES AND RISK MANAGEMENT

The Compensation Committee has reviewed the design and operation of the Company's current compensation structures and policies as they pertain to risk and has determined that the Company's compensation programs do not create or encourage the taking of risks that are reasonably likely to have a material adverse effect on the Company.

COMPENSATION COMMITTEE INTERLOCKS AND INSIDER PARTICIPATION

During fiscal 2024, the Compensation Committee consisted of Messrs. Simm (Chair), Fries, Rachesky, Sloan and Ms. McCaw. No member who served on the Compensation Committee at any time during fiscal 2024 is or has been a former or current executive officer of the Company, or had any relationships requiring disclosure by the Company under the SEC's rules requiring disclosure of certain relationships and related-party transactions. None of the Company's executive officers served as a director or a member of a compensation committee (or other committee serving an equivalent function) of any other entity, the executive officers of which served as a director or member of the Compensation Committee during fiscal 2024.

EXECUTIVE COMPENSATION INFORMATION

Summary Compensation Table

The *Summary Compensation Table* below quantifies the value of the different forms of compensation earned by or awarded to the Named Executive Officers for fiscals 2024, 2023 and 2022. The primary elements of each Named Executive Officer’s total compensation reported in the table are base salary, an annual bonus and long-term equity incentives. The Named Executive Officers also received the other benefits listed in column (i) of the *Summary Compensation Table*, as further described in footnote 3 to the table.

The *Summary Compensation Table* should be read in conjunction with the tables and narrative descriptions that follow. The *Grants of Plan-Based Awards* table and the accompanying description of the material terms of equity awards granted in fiscal 2024 provide information regarding the long-term equity incentives awarded to the Named Executive Officers in fiscal 2024. The *Outstanding Equity Awards at Fiscal 2024 Year-End* and *Option Exercises and Stock Vested* tables provide further information on the Named Executive Officers’ potential realizable value and actual value realized with respect to their equity awards. The *Pay Versus Performance* table reflects certain information regarding compensation actually paid to the Named Executive Officers, as defined by Item 402(v) of the SEC’s Regulation S-K, and certain measures of our financial performance for the past four fiscal years.

Summary Compensation — Fiscals 2024, 2023 and 2022

Name and Principal Position (a)	Fiscal Year (b)	Salary (\$)(c)	Bonus (\$)(1)(d)	Stock Awards (\$)(2)(e)	Option Awards (\$)(2)(f)	Non-Equity Incentive Plan Compensation (\$)(1)(g)	Change in Pension Value and Nonqualified Deferred Compensation Earnings (\$)(h)	All Other Compensation (\$)(3)(i)	Total (\$)(j)
Jon Feltheimer Chief Executive Officer	2024	\$ 1,500,000	\$ 11,000,000	\$ 5,427,902	\$ 0	\$ 0	\$ 0	\$ 286,046	\$ 18,213,948
	2023	\$ 1,500,000	\$ 10,000,000	\$ 9,750,004*	\$ 0	\$ 0	\$ 0	\$ 278,405	\$ 21,528,409
	2022	\$ 1,500,000	\$ 2,800,000	\$ 1,000,003	\$ 0	\$ 0	\$ 0	\$ 285,409	\$ 5,585,412
Michael Burns Vice Chair	2024	\$ 1,000,000	\$ 6,000,000	\$ 1,749,999	\$ 0	\$ 0	\$ 0	\$ 86,643	\$ 8,836,642
	2023	\$ 1,000,000	\$ 5,500,000	\$ 3,500,005*	\$ 0	\$ 0	\$ 0	\$ 98,975	\$ 10,098,980
	2022	\$ 1,000,000	\$ 2,000,000	\$ 1,344,000	\$ 0	\$ 0	\$ 0	\$ 62,289	\$ 4,406,289
James W. Barge Chief Financial Officer	2024	\$ 1,166,667	\$ 3,500,000	\$ 3,033,711	\$ 911,481	\$ 0	\$ 0	\$ 15,236	\$ 8,627,095
	2023	\$ 1,000,000	\$ 3,000,000	\$ 5,965,724*	\$ 891,066	\$ 0	\$ 0	\$ 14,285	\$ 10,871,075
	2022	\$ 1,000,000	\$ 800,000	\$ 3,200,174	\$ 1,437,120	\$ 0	\$ 0	\$ 13,486	\$ 6,450,780
Brian Goldsmith Chief Operating Officer	2024	\$ 1,250,000	\$ 1,875,000	\$ 3,019,557	\$ 0	\$ 0	\$ 0	\$ 14,122	\$ 6,158,679
	2023	\$ 1,125,000	\$ 1,625,000	\$ 3,648,468*	\$ 184,629	\$ 0	\$ 0	\$ 18,802	\$ 6,601,899
	2022	\$ 1,000,000	\$ 375,000	\$ 3,483,617	\$ 568,463	\$ 0	\$ 0	\$ 14,034	\$ 5,441,114
Bruce Tobey Executive Vice President and General Counsel	2024	\$ 1,000,000	\$ 1,250,000	\$ 599,996	\$ 0	\$ 0	\$ 0	\$ 25,015	\$ 2,875,011
	2023	\$ 19,231	\$ 0	\$ 249,999	\$ 0	\$ 0	\$ 0	\$ 0	\$ 269,230

* As explained in note (1) below, these amounts include the value of equity awards granted early in fiscal 2023 as a portion of the executive’s fiscal 2022 annual incentive bonus as follows: for Mr. Feltheimer, \$7,200,002 in stock awards; for Mr. Burns, \$3,500,005 in stock awards; for Mr. Barge, \$3,199,998 in stock awards; and for Mr. Goldsmith, \$900,003 in stock awards. Accordingly, the total amount in column (j) for fiscal 2023 is much greater than the total amount for fiscal 2022 as fiscal 2023 reflects both a substantial portion of the value of executive’s fiscal 2022 annual incentive bonus granted in equity in fiscal 2023 and the executive’s entire fiscal 2023 annual incentive bonus paid in cash in fiscal 2024.

(1) In accordance with SEC rules, any portion of a Named Executive Officer’s annual bonus that the Compensation Committee determined would be paid in the form of an equity award is reported in the *Summary Compensation Table* as compensation for the fiscal year in which the award was approved by the Compensation Committee (i.e., the year after the year in which the bonus

Table of Contents

was earned). For fiscal 2022, each Named Executive's Officer's bonus was awarded partly in cash and partly in the form of equity-based awards with a one-year vesting schedule. Accordingly, the cash portion of each bonus awarded for fiscal 2022 performance is reported in the "Bonus" column for fiscal 2022, and the grant date fair value of the equity awards granted to each executive as part of their fiscal 2022 bonus is reported as compensation for fiscal 2023. For fiscal 2023 and fiscal 2024, each Named Executive's Officer's bonus was awarded in cash.

- (2) The amounts reported in columns (e) and (f) reflect the fair value of these awards on the grant date as determined under the principles used to calculate the value of equity awards for purposes of the Company's financial statements. The fair value of an option award is estimated on the date of grant using a closed-form option valuation model (Black-Scholes). The applicable assumptions used in the Black-Scholes option-pricing model for option awards granted during fiscal 2024 were as follows: risk-free interest rate of 4.01%, expected option life of 3.3 years, expected volatility for options of 46% and expected dividend-yield of 0%. The fair value of a stock award is determined based on the market value of the stock award on the date of grant. Under SEC rules, the entire grant date value of these awards is reported as compensation for the Named Executive Officer for the fiscal year in which the award was granted. As described in the *Compensation Discussion and Analysis* above under *Long-Term Incentive Awards*, the Compensation Committee has approved certain grants of restricted share units to Messrs. Feltheimer, Barge and Goldsmith that would vest based on such company and/or individual performance criteria determined by the Compensation Committee in consultation with Mr. Feltheimer for each of the 12-month performance periods covered by these awards (with a tranche of each award being allocated to each of the performance periods for that award). The grant date for accounting purposes for each portion of the award occurs at the end of the applicable performance period when it is determined whether the performance criteria applicable to that portion of the award have been met. Under SEC rules, the value of equity awards is reported as compensation for the fiscal year in which the grant date (as determined for accounting purposes) occurs. Accordingly, to the extent the Compensation Committee determined during a particular fiscal year the performance level achieved for a particular performance period under the award, the portion of the award that relates to that performance period is reported as compensation for the fiscal year in which the determination was made.
- (3) The following table outlines the amounts included in *All Other Compensation* in column (i) of the *Summary Compensation Table* for the Named Executive Officers in fiscal 2024:

<u>Name</u>	<u>401(k) Contribution</u>	<u>Term Life Insurance Premiums^(a)</u>	<u>Severance/ Retirement</u>	<u>Automobile Allowance</u>	<u>Miscellaneous^(b)</u>	<u>Disability Benefits</u>	<u>Total</u>
Jon Feltheimer	\$ 13,200	\$ 835	\$ 0	\$ 0	\$ 270,993	\$ 1,018	\$286,046
Michael Burns	\$ 13,200	\$ 1,566	\$ 0	\$ 13,332	\$ 57,527	\$ 1,018	\$ 86,643
James W. Barge	\$ 13,200	\$ 1,018	\$ 0	\$ 0	\$ 0	\$ 1,018	\$ 15,236
Brian Goldsmith	\$ 11,538	\$ 1,566	\$ 0	\$ 0	\$ 0	\$ 1,018	\$ 14,122
Bruce Tobey	\$ 22,431	\$ 1,566	\$ 0	\$ 0	\$ 0	\$ 1,018	\$ 25,015

- (a) The Company is not the beneficiary of the life insurance policies, and the premiums that the Company pays are taxable as income to the applicable officer. This insurance is not split-dollar life insurance.
- (b) For Mr. Feltheimer, the amount in this column for fiscal 2024 includes \$45,201 in club membership dues, \$25,200 in security service costs, and \$200,593 in incremental costs for the personal use of the company-leased aircraft (net of approximately \$45,750 reimbursed to the Company by Mr. Feltheimer). For Mr. Burns, the amount in this column for fiscal 2024 includes \$57,527 in incremental costs for the personal use of the company-leased aircraft (net of approximately \$19,950 reimbursed to the Company by Mr. Burns). Personal use of the aircraft is valued using an incremental cost method that takes into account variable cost per flight hour, as well as other direct operating costs to the Company, including fuel costs, crew fees and travel expenses, trip-related repairs and maintenance, landing fees, and other direct operating costs. Incremental costs do not include certain fixed costs that do not change based on usage (e.g., maintenance not related to personal trips, flight crew salaries, and depreciation).

[Table of Contents](#)

Description of Employment Agreements

We have entered into employment agreements with each of the Named Executive Officers. Key terms of these employment agreements are briefly described below. Provisions of these agreements relating to post-termination of employment benefits are discussed below under *Potential Payments Upon Termination or Change in Control*.

<i>Jon Feltheimer</i>	Employment Agreement:	August 12, 2022
	Title:	Chief Executive Officer
	Term Ending:	August 21, 2025
	Base Salary:	\$1,500,000
	Bonus:	Eligible for an annual incentive bonus to be determined at the full discretion of the Compensation Committee, with a target of \$7,000,000; any portion that exceeds \$1,500,000 for a particular year may be paid in the form of fully vested existing common stock.
Other Benefits:	Eligible to participate in the Company's usual benefit programs for executives at the same level, as well as company-provided life and disability insurance coverage, reasonable club membership dues, and limited use of the Company's private aircraft.	
Annual Equity Award (Fiscal 2024-2026):	Eligible to receive annual grants as to Class B non-voting shares each year from fiscal 2024 through fiscal 2026 with a grant date value of \$6,000,000, each with a three-year vesting period and to consist of restricted share units and/or stock options (or SARs) as determined by the Compensation Committee.	
<i>Michael Burns</i>	Employment Agreement:	December 18, 2020
	Title:	Vice Chair
	Term Ending:	October 30, 2024
	Base Salary:	\$1,000,000
	Bonus:	Eligible for an annual incentive bonus to be determined at the full discretion of the Compensation Committee, with a target of 75% of base salary. Any portion that exceeds \$1,500,000 for a particular year may be paid in the form of either an award of existing common stock or a stock option to purchase existing common stock, as determined by the Compensation Committee (any such award to be fully vested on grant and the number of shares subject to such award to be determined based on the Company's then-current share price and, in the case of a stock option, the assumptions then used to value stock options for purposes of the Company's financial reporting).
Other Benefits:	Eligible to participate in the Company's usual benefit programs for executives at the same level, as well as company-provided life and disability insurance coverage, and limited use of the Company's private aircraft.	

[Table of Contents](#)

	Equity Award:	Received an award in December 2020 of performance-based SARs with respect to 1,500,000 of Class B non-voting shares at a per-share exercise price of \$8.51, which vested in equal amounts on December 18, 2021, December 18, 2022, and December 18, 2023; provided, however, that no portion of the SARs would have vested or been exercisable prior to the date on which the volume-weighted average of the closing prices of Class B non-voting shares over a period of 30 consecutive trading days ending on or before December 18, 2023, was greater than or equal to \$17.02 (the “VWAP Performance Goal”). The VWAP Performance Goal was met on June 25, 2021.
<i>James W. Barge</i>	Employment Agreement:	As of August 1, 2023
	Title:	Chief Financial Officer
	Term Ending:	July 31, 2026
	Base Salary:	\$1,250,000
	Bonus:	Eligible for an annual incentive bonus to be determined at the full discretion of the Compensation Committee in consultation with the Company’s Chief Executive Officer, with a target amount two hundred forty percent (240%) of his base salary.
	Other Benefits:	Eligible to participate in the Company’s usual benefit programs for executives at the same level.
	Annual Equity Awards:	Eligible to receive annual grants as to Class B non-voting shares each year from fiscal 2024 through fiscal 2026 with a grant date value of \$3,750,000, each with a three-year vesting period and to consist of restricted stock units and/or options (or SARs) as determined by the Compensation Committee.
	Consulting Agreement:	Effective as of August 1, 2026, a one-year consulting agreement for finance consulting services to the Company for the monthly rate of \$41,666.67.
<i>Brian Goldsmith</i>	Employment Agreement:	October 1, 2020
	Title:	Chief Operating Officer
	Term Ending:	September 30, 2025
	Base Salary:	\$1,250,000
	Bonus:	Eligible for an annual incentive bonus to be determined at the full discretion of the Compensation Committee in consultation with the Company’s Chief Executive Officer, with a target of 100% of base salary.
	Other Benefits:	Eligible to participate in the Company’s usual benefit programs for executives at the same level.
	Annual Equity Awards:	Eligible to receive annual grants as to Class B non-voting shares each year from fiscal 2024 through fiscal 2026 with a grant date value of \$3,500,000, each with a three-year vesting period and to consist of restricted share units and/ or stock options (or SARs) as determined by the Compensation Committee.

[Table of Contents](#)

<i>Bruce Tobey</i>	Employment Agreement:	March 27, 2023
	Title:	Executive Vice President and General Counsel
	Term Ending:	March 26, 2026
	Base Salary:	\$1,000,000
	Bonus:	Eligible for an annual incentive bonus to be determined at the full discretion of the Compensation Committee in consultation with the Company’s Chief Executive Officer, with a target of 75% of base salary.
	Other Benefits:	Eligible to participate in the Company’s usual benefit programs for executives at the same level.
	Annual Equity Awards:	Eligible to receive annual grants as to Class B non-voting shares each year for fiscal 2024 through fiscal 2026 with a grant date value of \$1,000,000, each with a three-year vesting period and to consist of restricted share units and/or stock options (or SARs) as determined by the Compensation Committee.
	Equity Award:	Received grant in March 2023 as to Class B non-voting shares of 26,511 time-vesting restricted share units, with a three-year vesting period.

Grants of Plan-Based Awards

The following table presents information regarding the incentive awards granted to the Named Executive Officers during fiscal 2024. Each of the equity-based awards was granted under the Lions Gate Entertainment Corp. 2019 Performance Incentive Plan (the “2019 Plan”), which was succeeded by the 2023 Plan and approved by our shareholders. Detailed information on each equity award is presented in the narrative that follows the table.

Grants of Plan-Based Awards — Fiscal 2024

Name (a)	Grant Date (b)*	Estimated future payouts under non-equity incentive plan awards			Estimated future payouts under equity incentive plan awards			All Other Stock Awards: Numbers of Shares of Stock or Units (#) (i)	All Other Options Awards: Number of Securities Underlying Options (#) (j)	Exercise or Base Price of Option Awards (\$/sh) (k)	Grant Date Fair Value of Stock and Option Awards (\$) (l)
		Threshold (\$) (c)	Target (\$) (d)	Maximum (\$) (e)	Threshold (#) (f)	Target (#) (g)	Maximum (#) (h)				
Jon Feltheimer	6/29/2023	—	—	—	—	96,811	—	—	—	—	\$ 427,905
	7/3/2023	—	—	—	—	—	—	599,520	—	—	\$4,999,997
Michael Burns	7/3/2023	—	—	—	—	—	—	209,832	—	—	\$1,749,999
James W. Barge	5/15/2023	—	—	—	—	211,842	—	—	—	\$ 8.66	\$ 911,481
	6/29/2023	—	—	—	—	60,507	—	—	—	—	\$ 267,441
	6/29/2023	—	—	—	—	90,703	—	—	—	—	\$ 775,511
	6/29/2023	—	—	—	—	42,779	—	—	—	—	\$ 365,760
	7/3/2023	—	—	—	—	—	—	194,844	—	—	\$1,624,999
Brian Goldsmith	6/29/2023	—	—	—	—	56,473	—	—	—	—	\$ 249,611
	6/29/2023	—	—	—	—	79,365	—	—	—	—	\$ 678,571
	6/29/2023	—	—	—	—	39,927	—	—	—	—	\$ 341,376
	7/3/2023	—	—	—	—	—	—	209,832	—	—	\$1,749,999
Bruce Tobey	7/3/2023	—	—	—	—	—	—	59,952	—	—	\$ 500,000
	7/6/2023	—	—	—	—	—	—	12,165	—	—	\$ 99,996

* These awards were granted with respect to Class B non-voting shares.

Table of Contents

- (1) The amounts reported in column (l) reflect the fair value of these awards on the grant date as determined under the principles used to calculate the value of equity awards for purposes of the Company's financial statements. For a discussion of the assumptions and methodologies used to value the awards reported in column (l), see footnote (2) to the *Summary Compensation Table*.

Each of the equity-based awards reported in the Grants of Plan-Based Awards table was granted under, and is subject to, the terms of the 2019 Plan. The 2019 Plan is administered by the Compensation Committee, which has authority to interpret the plan provisions and make all required determinations under the plan. This authority includes, subject to the provisions of the 2019 Plan, selecting participants and determining the type(s) of award(s) that they are to receive, determining the number of shares that are to be subject to awards and the terms and conditions of awards, including the price (if any) to be paid for the shares or the award, accelerating or extending the vesting or exercisability or extending the term of any or all outstanding awards, making certain adjustments to an outstanding award and authorizing the conversion, succession or substitution of an award, determining the manner in which the purchase price of an award or the Company's common shares may be paid, making required proportionate adjustments to outstanding awards upon the occurrence of certain corporate events such as reorganizations, mergers and stock splits, and making provisions to ensure that any tax withholding obligations incurred in respect of awards are satisfied. Awards granted under the plan are generally only transferable to a beneficiary of a Named Executive Officer upon his or her death or, in certain cases, to family members for tax or estate planning purposes.

Under the terms of the 2019 Plan, a change in control of the Company does not automatically trigger vesting of the awards then outstanding under the plan. If there is a change in control, each participant's outstanding awards granted under the plan will generally be assumed by the successor company, unless the Compensation Committee provides that the award will not be assumed and will become fully vested and, in the case of stock options, exercisable. Any stock options that become vested in connection with a change in control will generally terminate to the extent they are not exercised prior to the change in control.

As described below under *Potential Payments upon Termination or Change in Control*, certain equity awards granted to the Named Executive Officers are subject to accelerated vesting under the terms of their respective employment agreements in the event of a termination of their employment under certain circumstances.

Restricted Share Units

Columns (g) and (i) in the table above report awards of restricted share units granted to the Named Executive Officers during fiscal 2024, including tranches of certain performance-based awards that are treated as granted during fiscal 2024 under applicable accounting rules. Each restricted share unit represents a contractual right to receive, upon vesting of the unit, payment equal to the value of Class B non-voting shares (typically in an equal number of Class B non-voting shares, but the Compensation Committee has the discretion to settle the units in cash or shares of Class A voting shares). The Named Executive Officer does not have the right to vote or dispose of the restricted share units, but will be credited with additional share units under the award as dividend equivalents based on the amount of dividends (if any) paid by the Company during the term of the award on a number of Class B non-voting shares equal to the number of outstanding and unpaid restricted share units then subject to the award. Such dividend equivalents will be paid only if and when vesting requirements applicable to the underlying share units are met.

Time-Based Units

For Messrs. Feltheimer, Burns, Barge, Goldsmith and Tobey, the awards of 599,520, 209,832, 194,844, 209,832 and 59,952 Class B non-voting shares, respectively, made in July 2023, and reported in column (i) in the table above, represent annual grants of time-based restricted share units. These awards are subject to a three-year vesting schedule, subject to the executive's continued employment through the vesting dates.

[Table of Contents](#)

For Mr. Tobey, the award of 12,165 Class B non-voting shares made in July 2023, and reported in column (i) in the table above, represents a grant of time-based restricted share units. These awards are subject to a one-year vesting schedule, subject to the executive's continued employment through the vesting date.

Performance-Based Units

Column (g) in the table above report awards of performance share units that are treated as granted to the Named Executive Officers during fiscal 2024 under applicable accounting rules. Performance share units are similar to the restricted share units described above, except that they are subject to performance based vesting conditions as well as time-based vesting.

For Messrs. Feltheimer, Barge and Goldsmith, the awards of 96,811, 60,507 and 56,473 Class B non-voting shares, respectively, made in June 2023, and reported in column (g) in the table above, represent the portion of awards of restricted share units that vested with respect to performance only based on Messrs. Feltheimer's, Barge's, Goldsmith's and the Company's performance, respectively. These awards were originally approved by the Compensation Committee in July 2022, and cover a three-year period ending in July 2025, with one-third of the total award being eligible to vest based on Messrs. Feltheimer's, Barge's, Goldsmith's and the Company's respective performance over a specified 12-month period. Each grant is treated as three separate annual awards for accounting purposes and, in each case, is treated as granted for accounting purposes on the date the Compensation Committee determines the level of performance achieved for the particular performance period. Accordingly, only the units eligible to vest during fiscal 2024 based on Messrs. Feltheimer's, Barge's, Goldsmith's and the Company's respective performance are reflected in the table above. However, none of the performance-based restricted share units vest unless a VWAP Goal (as defined below) is achieved on or before the earlier of (i) the third anniversary of the award date or (ii) the date of termination of the executive's employment or service with the Company or any of its subsidiaries for any reason. The "VWAP Goal" shall be considered achieved on the date on which the volume weighted average of the closing prices of Class B non-voting shares over a period of twenty (20) consecutive trading days ending on such date is equal to or greater than \$14.61, in each case in regular trading on the New York Stock Exchange. The VWAP Goal was not achieved as of March 31, 2024. The VWAP Goal (if not previously achieved) is deemed to have been achieved in full upon any change in control of the Company, or any other extraordinary transaction (including, but not limited to, a full or partial spin-off, split-off, issuance of a tracking stock or other transaction by the Company or its subsidiaries). In May 2024, the VWAP Goal was deemed to have been achieved.

For Mr. Barge, the award of 90,703 Class B non-voting shares made in June 2023, and reported in column (g) in the table above, represents the portion of an award of restricted share units that vested based on Mr. Barge's and the Company's performance. This award was originally approved by the Compensation Committee in July 2020 and covers a three-year period ending in July 2023, with one-third of the total award being eligible to vest based on Mr. Barge's and the Company's performance over a specified 12-month period. This grant is treated as three separate annual awards for accounting purposes and, in each case, is treated as granted for accounting purposes on the date the Compensation Committee determines the level of performance achieved for the particular performance period. Accordingly, only the units eligible to vest during fiscal 2024 based on Mr. Barge's and the Company's performance are reflected in the table above.

For Mr. Barge, the award of 42,779 Class B non-voting shares made in June 2023, and reported in column (g) in the table above, represents the portion of an award of restricted share units that vested based on Mr. Barge's and the Company's performance. This award was originally approved by the Compensation Committee in July 2021 and covers a three-year period ending in July 2024, with one-third of the total award being eligible to vest based on Mr. Barge's and the Company's performance over a specified 12-month period. This grant is treated as three separate annual awards for accounting purposes and, in each case, is treated as granted for accounting purposes on the date the Compensation Committee determines the level of performance achieved for the particular performance period. Accordingly, only the units eligible to vest during fiscal 2024 based on Mr. Barge's and the Company's performance are reflected in the table above.

[Table of Contents](#)

For Mr. Goldsmith, the award of 79,365 Class B non-voting shares made in June 2023, and reported in column (g) in the table above, represents the portion of an award of restricted share units that vested based on Mr. Goldsmith's and the Company's performance. This award was originally approved by the Compensation Committee in July 2020 and covers a three-year period ending in July 2023, with one-third of the total award being eligible to vest based on Mr. Goldsmith's and the Company's performance over a specified 12-month period. This grant is treated as three separate annual awards for accounting purposes and, in each case, is treated as granted for accounting purposes on the date the Compensation Committee determines the level of performance achieved for the particular performance period. Accordingly, only the units eligible to vest during fiscal 2024 based on Mr. Goldsmith's and the Company's performance are reflected in the table above.

For Mr. Goldsmith, the award of 39,927 Class B non-voting shares made in June 2023, and reported in column (g) in the table above, represents the portion of an award of restricted share units that vested based on Mr. Goldsmith's and the Company's performance. This award was originally approved by the Compensation Committee in July 2021 and covers a three-year period ending in July 2024, with one-third of the total award being eligible to vest based on Mr. Goldsmith's and the Company's performance over a specified 12-month period. This grant is treated as three separate annual awards for accounting purposes and, in each case, is treated as granted for accounting purposes on the date the Compensation Committee determines the level of performance achieved for the particular performance period. Accordingly, only the units eligible to vest during fiscal 2024 based on Mr. Goldsmith's and the Company's performance are reflected in the table above.

Share Appreciation Rights

Column (g) in the table above also report awards of SARs treated as granted to the Named Executive Officers during fiscal 2024 under applicable accounting rules. Once vested, each SAR will generally remain exercisable until its normal expiration date. SARs granted to the Named Executive Officers generally have a term of 10 years. However, vested SARs may terminate earlier in connection with a change-in-control transaction or a termination of the Named Executive Officer's employment. Subject to any accelerated vesting that may apply in the circumstances, the unvested portion of the SARs will immediately terminate upon a termination of the Named Executive Officer's employment. The Named Executive Officer will generally have six months to exercise the vested portion of the SARs following a termination of employment. However, SARs held by the Company's employees (including the Named Executive Officers) generally provide an extended period for the employee to exercise his or her vested SARs if the employee meets certain age and service requirements upon his or her retirement from employment with the Company. If the Named Executive Officer is terminated by the Company for cause, the SAR (whether or not vested) will immediately terminate. The SARs granted to the Company's employees (including the Named Executive Officers) do not include any dividend rights.

For Mr. Barge, the grant of 211,842 SARs with respect to Class B non-voting shares made in May 2023, and reported in column (g) in the table above, represents the portion of an award of SARs that vested based on Mr. Barge's and the Company's performance. This grant was originally approved by the Compensation Committee in September 2019 and covers a three-year period, with one-third of the total award being eligible to vest based on Mr. Barge's and the Company's performance over a specified 12-month period. This grant is treated as three separate annual awards for accounting purposes and, in each case, is treated as granted for accounting purposes on the date the Compensation Committee determines the level of performance achieved for the particular performance period. Accordingly, only the SARs eligible to vest during fiscal 2024 based on Mr. Barge's and the Company's performance are reflected in the table above.

Outstanding Equity Awards

The following table presents information regarding the outstanding equity awards held by each of the Named Executive Officers as of March 31, 2024, including the vesting dates for the portions of these awards that had not vested as of that date.

Outstanding Equity Awards at Fiscal 2024 Year-End

Name ^(a)	Option Awards						Stock Awards			
	Securities Covered By Award	Number of Securities Underlying Unexercised Options (#) Exercisable ^(b)	Numbers of Securities Underlying Unexercised Options (#) Unexercisable	Equity Incentive Plan Awards: Number of Securities Underlying Unexercised Unearned Options (#) ^(d)	Option Exercise Price (\$) ^(e)	Option Expiration Date ^(f)	Number of Shares or Units of Stock That Have Not Vested (#) ^(g)	Market Value of Shares or Units of Stock That Have Not Vested (\$) ^{(1)(b)}	Equity Incentive Plan Awards: Number of Unearned Shares, Units or Other Rights That Have Not Vested (#) ^(j)	Equity Incentive Plan Awards: Market or Payout Value of Unearned Shares, Units or Other Rights That Have Not Vested (\$) ^{(1)(d)}
Jon Feltheimer	LGF.A	565,037	—	—	\$ 20.37	10/11/2026	—	—	—	—
	LGF.B	565,037	—	—	\$ 19.69	10/11/2026	—	—	—	—
	LGF.A	565,037	—	—	\$ 25.46	10/11/2026	—	—	—	—
	LGF.B	565,037	—	—	\$ 24.61	10/11/2026	—	—	—	—
	LGF.B	125,000	—	—	\$ 23.02	6/7/2028	—	—	—	—
	LGF.B	125,000	—	—	\$ 28.78	6/7/2028	—	—	—	—
	LGF.B	418,245	—	—	\$ 14.60	6/4/2024	—	—	—	—
	LGF.B	2,000,000	—	—	\$ 8.17	8/21/2030	—	—	—	—
	LGF.B	—	—	—	—	—	193,622 ⁽²⁾	\$ 1,802,621	—	—
	LGF.B	—	—	—	—	—	—	—	96,811 ⁽³⁾	\$ 901,310
	LGF.B	—	—	—	—	—	599,520 ⁽⁴⁾	\$ 5,581,531	—	—
	LGF.B	—	—	—	—	—	—	—	—	—
	Michael Burns*	LGF.A	425,476	—	—	\$ 24.59	11/3/2026	—	—	—
LGF.B		425,476	—	—	\$ 23.77	11/3/2026	—	—	—	—
LGF.A		425,476	—	—	\$ 19.68	11/3/2026	—	—	—	—
LGF.B		425,476	—	—	\$ 19.02	11/3/2026	—	—	—	—
LGF.B		106,594	—	—	\$ 23.02	6/7/2028	—	—	—	—
LGF.B		106,594	—	—	\$ 28.78	6/7/2028	—	—	—	—
LGF.B		166,340	—	—	\$ 14.60	6/4/2024	—	—	—	—
LGF.B		1,155,000	—	—	\$ 8.51	12/18/2030	—	—	—	—
LGF.B		—	—	—	—	—	33,333 ⁽⁵⁾	\$ 310,330	—	—
LGF.B		—	—	—	—	—	209,832 ⁽⁴⁾	\$ 1,953,536	—	—
James W. Barge	LGF.B	850,000	—	—	\$ 25.22	12/28/2026	—	—	—	—
	LGF.B	95,000	—	—	\$ 23.02	6/7/2028	—	—	—	—
	LGF.B	74,405	—	—	\$ 14.60	6/4/2024	—	—	—	—
	LGF.B	1,271,052	—	—	\$ 8.66	9/26/2029	—	—	—	—
	LGF.B	—	—	—	—	—	42,779 ⁽⁶⁾	\$ 398,272	—	—
	LGF.B	—	—	—	—	—	121,014 ⁽²⁾	\$ 1,126,640	—	—
Brian Goldsmith	LGF.B	—	—	—	—	—	—	—	60,507 ⁽³⁾	\$ 563,320
	LGF.B	—	—	—	—	—	194,844 ⁽⁴⁾	\$ 1,813,998	—	—
	LGF.A	132,657	—	—	\$ 39.16	11/13/2025	—	—	—	—
	LGF.B	132,657	—	—	\$ 37.86	11/13/2025	—	—	—	—
	LGF.B	95,000	—	—	\$ 23.02	6/7/2028	—	—	—	—
	LGF.B	315,372	—	—	\$ 18.11	11/12/2028	—	—	—	—
	LGF.B	404,530	—	—	\$ 11.99	7/1/2029	—	—	—	—
	LGF.B	74,405	—	—	\$ 14.60	6/4/2024	—	—	—	—
	LGF.B	—	—	—	—	—	39,927 ⁽⁶⁾	\$ 371,720	—	—
	LGF.B	—	—	—	—	—	112,946 ⁽²⁾	\$ 1,051,527	—	—
Bruce Tobey	LGF.B	—	—	—	—	—	—	—	56,473 ⁽³⁾	\$ 525,764
	LGF.B	—	—	—	—	—	209,832 ⁽⁴⁾	\$ 1,953,536	—	—
	LGF.B	—	—	—	—	—	17,674 ⁽⁷⁾	\$ 164,545	—	—
	LGF.B	—	—	—	—	—	59,952 ⁽⁴⁾	\$ 558,153	—	—
LGF.B	—	—	—	—	—	12,165 ⁽⁸⁾	\$ 113,256	—	—	

Table of Contents

- * Reflect adjusted option award amounts due to the terms of a divorce stipulation and order during fiscal 2022. See the *Option Exercises and Stock Vested* table below.
- (1) The dollar amounts shown in columns (h) and (j) are determined by multiplying either the number of Class A voting shares or units (LGF.A) or Class B non-voting shares or units (LGF.B) reported in columns (g) and (i), respectively, by \$9.95 and \$9.31, respectively, the closing price of LGF.A and LGF.B on March 28, 2024 (the last trading day of fiscal 2024).
 - (2) The unvested portion of this award is scheduled to vest in two equal annual installments on July 27, 2024 and July 27, 2025.
 - (3) This award is subject to the VWAP Goal described above.
 - (4) The unvested portion of this award is scheduled to vest in three equal annual installments on July 3, 2024, July 3, 2025 and July 3, 2026.
 - (5) The unvested portion of this award is scheduled to vest on May 14, 2024.
 - (6) The unvested portion of this award is scheduled to vest on July 19, 2024.
 - (7) The unvested portion of this award is scheduled to vest in two equal annual installments on March 27, 2025 and March 27, 2026.
 - (8) The unvested portion of this award is scheduled to vest on July 6, 2024.

Option Exercises and Stock Vested

The following table presents information regarding the exercise of options and SARs by the Named Executive Officers during fiscal 2024 and the vesting during fiscal 2024 of other stock awards previously granted to the Named Executive Officers.

Option Exercises and Stock Vested — Fiscal 2024

Name ^(a)	Securities Covered by Award	Option Awards		Stock Awards	
		Number of Shares Acquired on Exercise (#) ^(b)	Value Realized on Exercise (\$) ^{(1)(c)}	Number of Shares Acquired on Vesting (#) ^(d)	Value Realized on Vesting (\$) ^{(1)(e)}
Jon Feltheimer	LGF.B	—	\$ —	848,377	\$ 7,972,937
Michael Burns	LGF.A	27,314 ⁽²⁾	\$ —	—	\$ —
	LGF.B	382,636 ⁽³⁾	\$ 351,900 ⁽³⁾	—	\$ —
	LGF.B	—	\$ —	398,678	\$ 3,866,856
James W. Barge	LGF.B	—	\$ —	661,500	\$ 5,528,619
Brian Goldsmith	LGF.B	—	\$ —	389,003	\$ 2,976,826
Bruce Tobey	LGF.B	—	\$ —	8,837	\$ 77,324

- (1) The dollar amounts shown in column (c) above for option awards are determined by multiplying (i) the number of shares of existing common stock to which the exercise of the option related by (ii) the difference between the per-share closing price of the applicable class of shares of existing common stock to on the date of exercise and the exercise price of the stock options. The dollar amounts shown in column (e) above for stock awards are determined by multiplying the number of shares or units, as applicable, that vested by the per-share closing price of the applicable class of shares of existing common stock on the vesting date.
- (2) Reflects option awards transferred during fiscal 2024 due to the terms of a divorce stipulation and order. With respect to 27,314 of the shares subject to such transferred awards, no value is reported in the table above as the per-share exercise price of the award was greater than the per-share price of our Class A voting shares at the time the award was transferred.
- (3) Reflects option awards transferred during fiscal 2024 due to the terms of a divorce stipulation and order. With respect to 152,636 of the shares subject to such transferred awards, no value is reported in the table above as the per-share exercise price of the award was greater than the per-share price of our Class B non-voting shares at the time the award was transferred.

Non-Qualified Deferred Compensation

We permit the Named Executive Officers and certain other key employees to elect to receive a portion of their compensation reported in the *Summary Compensation Table* above on a deferred basis under our Deferred Compensation Plan. Under the plan, we are also permitted to make additional discretionary contributions with respect to amounts deferred under the plan.

For cash amounts deferred under the plan, the participant may elect one or more measurement funds to be used to determine investment gains or losses to be credited to his or her account balance, including certain mutual funds. Amounts may be deferred until a specified date, retirement or other termination of service, disability or death. At the participant's election, compensation deferred until a specified date or termination of service may be paid as a lump sum or in annual installments as specified in the plan document. If the participant's employment terminates due to death or disability, the participant's deferred compensation balance will be paid in a single lump sum. Emergency hardship withdrawals are also permitted under the plan.

As of March 31, 2024, none of the Named Executive Officers had deferred any amount under the plan, and the Company had not made any contributions with respect to any Named Executive Officer under the plan.

POTENTIAL PAYMENTS UPON TERMINATION OR CHANGE IN CONTROL

The following section describes the benefits that may become payable to the Named Executive Officers in connection with a termination of their employment with us pursuant to the terms of their respective employment agreements with the Company. In addition to the benefits described below, outstanding equity-based awards held by the Named Executive Officers may also be subject to accelerated vesting in connection with a change in control of the Company under the terms of our equity incentive plans if the awards are not assumed or otherwise continued upon the transaction, as noted under Grants of Plan-Based Awards above. None of the Named Executive Officers are entitled to any reimbursement or gross-up payment for any excise taxes imposed under Section 280G of the U.S. Internal Revenue Code of 1986. The Named Executive Officers also do not have a right to voluntarily terminate employment (other than for "good reason" in certain cases) following a change in control and receive severance and are not entitled to any "single-trigger" vesting of equity awards or other benefits upon a change in control unless the executive's employment terminates in the circumstances described below. In each case, the Named Executive Officer's right to receive the severance benefits described below in connection with a termination of the executive's employment (other than as a result of death or disability) is subject to his execution of a release of claims in favor of the Company.

Jon Feltheimer

Severance Benefits — Termination of Employment. In the event Mr. Feltheimer's employment is terminated by the Company "without cause" or by him for "good reason" (as such terms are defined in Mr. Feltheimer's employment agreement), Mr. Feltheimer would be entitled to a cash severance payment equal to the present value of his base salary through August 21, 2025, as well as payment of his premiums for continued health coverage for up to six months following his termination and his premiums for continued life and disability insurance through August 21, 2025. In addition, Mr. Feltheimer would be entitled to payment of the target amount of his annual bonus for the fiscal year in which his termination occurs. Mr. Feltheimer's equity awards granted by the Company prior to his termination, to the extent then outstanding and unvested, would become fully vested upon his termination (and if an annual grant for the fiscal year in which his termination occurs has not previously been granted, that annual grant would be made and would fully vest upon his termination).

Severance Benefits — Termination of Employment in Connection with Change in Control. If Mr. Feltheimer's employment is terminated by the Company "without cause" or by him for "good reason" and such termination occurs on or within 12 months following a change in control of the Company (as such terms are defined in Mr. Feltheimer's employment agreement), Mr. Feltheimer would be entitled to the severance benefits described above, except that his cash severance would be the greater of the present value of his base salary through August 21, 2025 and \$6.0 million.

Severance Benefits — Death or Disability. In the event Mr. Feltheimer's employment with the Company terminates due to his death or "disability" (as such term is defined

in Mr. Feltheimer's employment agreement), the equity awards granted by the Company pursuant to Mr. Feltheimer's employment agreement, to the extent then outstanding and unvested, would become fully vested as of the date of such termination. In addition, in the event Mr. Feltheimer's employment with the Company terminates due to his disability, the Company will continue to pay the premiums for his continued life and disability insurance through August 21, 2025.

Michael Burns

Severance Benefits — Termination of Employment. In the event Mr. Burns' employment is terminated by the Company "without cause" or by him for "good reason" (as such terms are defined in Mr. Burns' employment agreement), Mr. Burns would be entitled to a lump sum cash severance payment equal to the present value of his remaining base salary through October 23, 2024, a prorated amount of the annual bonus that Mr. Burns would have received for the fiscal year in which his termination occurs, as well as payment of his premiums for continued health coverage for up to six months following his termination and payment for continued life and disability insurance through October 30, 2024. In addition, Mr. Burns' equity awards granted by the Company pursuant to his employment agreement, to the extent then outstanding and unvested, would become fully vested upon his termination.

Severance Benefits — Termination of Employment in Connection with Change in Control. If Mr. Burns' employment is terminated by the Company "without cause" or by him for "good reason" and such termination occurs on or within 12 months following a change in control of the Company (as such terms are defined in Mr. Burns' employment agreement), Mr. Burns would be entitled to the severance benefits described above, except that his lump sum cash severance would be the greater of the present value of his remaining base salary through October 23, 2024 or \$3.5 million.

Severance Benefits — Death or Disability. In the event Mr. Burns' employment with the Company terminates due to his death or "disability" (as such term is defined in Mr. Burns' employment agreement), his equity awards granted by the Company pursuant to Mr. Burns' employment agreement, to the extent then outstanding and unvested, would become fully vested as of the date of such termination.

James W. Barge

Severance Benefits — Termination of Employment. In the event that Mr. Barge's employment is terminated by the Company "without cause" (as such term is defined in Mr. Barge's employment agreement), Mr. Barge will be entitled to a lump sum cash severance payment equal to the greater of (i) 50% of his base salary for the remainder of the term of the agreement or (ii) 18 months of his base salary, a prorated amount of the annual bonus that Mr. Barge would have received for the fiscal year in which his termination occurs, and payment of his COBRA premiums for up to 18 months. Additionally, in the event Mr. Barge's employment is terminated by the Company "without cause", or if Mr. Barge resigns for "good reason" within 12 months following a change in control or "change in management" (as such terms are defined in Mr. Barge's employment agreement), (1) any portion of the equity awards granted under Mr. Barge's employment agreement (to the extent such awards have been granted prior to his termination and are then outstanding) that are scheduled to vest within 12 months following his termination date will accelerate and be fully vested on his termination date, and (2) 50% of any portion of the equity awards granted under Mr. Barge's employment agreement (to the extent such awards have been granted prior to his termination and are then outstanding) that are scheduled to vest more than 12 months and less than 24 months following his termination date will accelerate and be fully vested on his termination date.

Severance Benefits — Termination of Employment in Connection with Change in Control. In the event that Mr. Barge’s employment is terminated by the Company “without cause” or by him for “good reason” and such termination occurs on or within 12 months following a change in control or a “change in management” of the Company (as such terms are defined in Mr. Barge’s employment agreement), Mr. Barge would be entitled to the severance benefits described above, except that his lump sum cash severance payment would be equal to the greater of 100% of his base salary for the remainder of the term and 18 months of his base salary. Additionally, in the event Mr. Barge’s employment is terminated by the Company “without cause” on or within 12 months following a change in control, (a) any portion of the equity awards granted under Mr. Barge’s employment agreement (to the extent such awards have been granted prior to his termination and are then outstanding) will accelerate and be fully vested on his termination date and (b) Mr. Barge will be entitled to receive a payment equal to 50% of the value of each portion of the annual equity award grants provided in his employment agreement (as referred to above under “Description of Employment Agreements”) that has not previously been granted and is otherwise scheduled to be granted after his termination date under the terms of his agreement, with the value of each annual grant for these purposes to be based on the grant date value of the award and such payment to be made in cash or, at the Company’s election, Class B non-voting shares.

Severance Benefits — Death or Disability. In the event Mr. Barge’s employment is terminated due to his death or “disability” (as such term is defined in Mr. Barge’s employment agreement), Mr. Barge will be entitled to receive a prorated bonus for the fiscal year in which his termination occurs. In addition, Mr. Barge’s equity awards granted by the Company pursuant to his employment agreement (to the extent such awards have been granted prior to his termination and are then outstanding) that are scheduled to vest within 24 months following his termination date will accelerate and be fully vested on his termination.

Brian Goldsmith

Severance Benefits — Termination of Employment. In the event Mr. Goldsmith’s employment is terminated by the Company “without cause” (as such term is defined in Mr. Goldsmith’s employment agreement), Mr. Goldsmith will be entitled to a lump sum severance payment equal to the greater of (i) 50% of his salary for the remainder of the term of the agreement or (ii) 18 months of his base salary, a prorated discretionary bonus for the fiscal year in which his termination occurs, and payment of COBRA premiums for up to 18 months. Additionally, in the event Mr. Goldsmith’s employment is terminated by the Company “without cause” or if Mr. Goldsmith resigns for “good reason” within 12 months following a change in control or “change in management” (as such terms are defined in Mr. Goldsmith’s employment agreement), (i) any portion of equity awards granted under Mr. Goldsmith’s employment agreement (to the extent such awards have been granted prior to his termination and are then outstanding) that are scheduled to vest within 12 months following his termination date will accelerate and become fully vested, and (ii) 50% percent of any portion of equity awards granted under Mr. Goldsmith’s employment agreement (to the extent such awards have been granted prior to his termination and are then outstanding) that are scheduled to vest more than 12 months and less than 24 months following his termination date will accelerate and become fully vested. Moreover, if Mr. Goldsmith’s employment is terminated at the end of the term of the agreement because the Company does not offer to extend the term or offers to extend the term on terms that would constitute “good reason” under the agreement, Mr. Goldsmith would be entitled to a severance

payment equal to 12 months of his base salary, in addition to the pro-rated discretionary bonus and payment of COBRA premiums noted above. In addition, any portion of equity granted under Mr. Goldsmith's employment agreement (to the extent such awards have been granted prior to his termination and are then outstanding) that is scheduled to vest within 12 months following his termination date will accelerate and be fully vested on his termination date.

Severance Benefits — Termination of Employment in Connection with Change in Control. In the event Mr. Goldsmith's employment is terminated by the Company "without cause" or by him for "good reason" within twelve (12) months following the date of a change in control or a "change in management" (as such terms are defined in Mr. Goldsmith's employment agreement), Mr. Goldsmith would be entitled to the severance benefits described above, except that his lump sum cash severance payment would be equal to the greater of 100% of his base salary for the remainder of the term and 18 months of his base salary. Additionally, in the event Mr. Goldsmith's employment is terminated by the Company "without cause" on or within 12 months following a change in control, (a) any portion of the equity awards granted under Mr. Goldsmith's employment agreement (to the extent such awards have been granted prior to his termination and are then outstanding) will accelerate and be fully vested on his termination date and (b) Mr. Goldsmith will be entitled to receive a payment equal to 50% of the value of each portion of the annual equity award grants provided in his employment agreement (as referred to above under "Description of Employment Agreements") that has not previously been granted and is otherwise scheduled to be granted after his termination date under the terms of his agreement, with the value of each annual grant for these purposes to be based on the grant date value of the award and such payment to be made in cash or, at the Company's election, in Class B non-voting shares.

Severance Benefits — Death or Disability. In the event Mr. Goldsmith's employment is terminated due to his death or "disability" (as such term is defined in Mr. Goldsmith's employment agreement), Mr. Goldsmith will be entitled to receive a prorated discretionary bonus for the fiscal year in which his termination occurs and payment of his COBRA premiums for up to 18 months. In addition, Mr. Goldsmith's equity awards granted by the Company pursuant to his employment agreement (to the extent such awards have been granted prior to his termination and are then outstanding) that are scheduled to vest within 24 months following his termination date will accelerate and be fully vested on his termination.

Bruce Tobey

Severance Benefits — Termination of Employment. In the event that Mr. Tobey's employment is terminated by the Company "without cause" (as such term is defined in Mr. Tobey's employment agreement), Mr. Tobey will be entitled to a lump sum severance payment equal to the greater of (i) 50% of his base salary for the remainder of the term of the agreement or (ii) 18 months of his base salary, a prorated amount of the bonus that Mr. Tobey would have received for the fiscal year in which his termination occurs, and payment of his COBRA premiums for up to 18 months. Additionally, in the event Mr. Tobey's employment is terminated by the Company "without cause" or if Mr. Tobey resigns for "good reason" within 12 months following a change in control or "change in management" (as such terms are defined in Mr. Tobey's employment agreement), (1) any portion of the equity awards granted under Mr. Tobey's employment agreement (to the extent such awards have been granted prior to his termination and are then outstanding) that are scheduled to vest within 12 months following his termination date will accelerate and be fully vested on his termination date, and (2) 50% of any portion of the equity awards granted

under Mr. Tobey's employment agreement (to the extent such awards have been granted prior to his termination and are then outstanding) that are scheduled to vest more than 12 months and less than 24 months following his termination date will accelerate and be fully vested on his termination date. Moreover, if Mr. Tobey's employment is terminated at the end of the term of the agreement because the Company does not offer to extend the term or offers to extend the term on terms that would constitute "good reason" under the agreement, Mr. Tobey would be entitled to a severance payment equal to 12 months of his base salary, in addition to the pro-rated bonus and payment of COBRA premiums noted above.

Severance Benefits — Termination of Employment in Connection with Change in Control. In the event that Mr. Tobey's employment is terminated by the Company "without cause" or by him for "good reason" and such termination occurs on or within 12 months following a change in control or a "change in management" of the Company (as such terms are defined in Mr. Tobey's employment agreement), Mr. Tobey would be entitled to the severance benefits described above, except that his lump sum cash severance payment would be equal to the greater of 100% of his base salary for the remainder of the term and 18 months of his base salary. Additionally, in the event Mr. Tobey's employment is terminated by the Company "without cause" on or within 12 months following a change in control, (a) any portion of the equity awards granted under Mr. Tobey's employment agreement (to the extent such awards have been granted prior to his termination and are then outstanding) will accelerate and be fully vested on his termination date and (b) Mr. Tobey will be entitled to receive a payment equal to 50% of the value of each portion of the annual equity award grants provided in his employment agreement (as referred to above under "Description of Employment Agreements") that has not previously been granted and is otherwise scheduled to be granted after his termination date under the terms of his agreement, with the value of each annual grant for these purposes to be based on the grant date value of the award and such payment to be made in cash or, at the Company's election, in Class B non-voting shares.

Severance Benefits — Death or Disability. In the event Mr. Tobey's employment is terminated due to his death or "disability" (as such term is defined in Mr. Tobey's employment agreement), Mr. Tobey's equity awards granted by the Company pursuant to his employment agreement (to the extent such awards have been granted prior to his termination and are then outstanding) that are scheduled to vest within 24 months following his termination date will accelerate and be fully vested on his termination.

Estimated Severance and Change in Control Benefits

Severance Benefits. The following chart presents our estimate of the dollar value of the benefits each of the Named Executive Officers would have been entitled to receive, had his employment terminated under the circumstances described above (other than in connection with a change in control of the Company) on March 31, 2024 (with the value of equity awards calculated based on the \$9.95 and \$9.31 closing prices of Class A voting shares and Class B non-voting shares, respectively, on March 28, 2024, the last trading day of fiscal 2024). Since this hypothetical termination would have occurred on the last day of the fiscal year, no pro-rata bonus was included in the cash severance amounts in the charts below.

Name	Termination by Lionsgate Without Cause ⁽¹⁾			Total
	Cash Severance	Equity Acceleration ⁽²⁾	Insurance Premiums	
Jon Feltheimer	\$ 1,933,690	\$ 21,669,614	\$ 163,279 ⁽³⁾	\$ 23,766,583
Michael Burns	\$ 560,557	\$ 4,217,402	\$ 29,401 ⁽⁴⁾	\$ 4,807,360
James W. Barge	\$ 1,875,000	\$ 4,863,823	\$ 55,460 ⁽⁵⁾	\$ 6,794,283
Brian Goldsmith	\$ 1,875,000	\$ 4,800,031	\$ 55,460 ⁽⁵⁾	\$ 6,730,491
Bruce Tobey	\$ 1,500,000	\$ 738,190	\$ 55,460 ⁽⁵⁾	\$ 2,293,650

- (1) As described above, Messrs. Feltheimer and Burns would also be entitled to these benefits pursuant to their respective employment agreements if their employment is terminated by the executive for good reason.
- (2) These columns report the intrinsic value of the unvested portions of each executive's awards that would accelerate in the circumstances. For stock options and SARs, this value is calculated by multiplying the amount (if any) by which the closing price of the applicable class of the Company's common shares on the last trading day of the fiscal year exceeds the exercise price or base price of the award by the number of shares subject to the accelerated portion of the award. No value is included in the table for stock options and SARs with a per-share exercise price that is greater than or equal to the closing price of the applicable class of the Company's shares on the last trading day of the fiscal year. For restricted share unit awards, this value is calculated by multiplying the closing price of the applicable class of the Company's common shares on the last trading day of the fiscal year by the number of units subject to the accelerated portion of the award.
- (3) Includes \$18,487 for payment of COBRA premiums and \$144,793 for payment of continued life and disability insurance premiums.
- (4) Includes \$18,487 for payment of COBRA premiums and \$10,915 for payment of continued life and disability insurance premiums.
- (5) Includes payment of COBRA premiums.

Name	Termination Due to Executive's Death or Disability		Total
	Equity Acceleration ⁽¹⁾	Insurance Premiums	
Jon Feltheimer	\$ 15,669,614	\$ 163,279 ⁽²⁾	\$ 15,832,893
Michael Burns	\$ 4,217,402	\$ 29,401 ⁽³⁾	\$ 4,246,803
James W. Barge	\$ 6,031,809	\$ 55,460 ⁽⁴⁾	\$ 6,087,269
Brian Goldsmith	\$ 5,976,973	\$ 55,460 ⁽⁴⁾	\$ 6,032,433
Bruce Tobey	\$ 984,253	\$ 55,460 ⁽⁴⁾	\$ 1,039,713

- (1) See note (2) to the table above for the valuation of these benefits.
- (2) Includes \$18,487 for payment of COBRA premiums for a termination due to executive's death or disability, and \$144,793 for payment of continued life and disability insurance premiums for a termination due to executive's disability.
- (3) Includes \$18,487 for payment of COBRA premiums for a termination due to executive's death or disability, and \$10,915 for payment of continued life and disability insurance premiums for a termination due to executive's disability.
- (4) Includes payment of COBRA premiums.

[Table of Contents](#)

Change in Control Severance Benefits. The following chart presents our estimate of the dollar value of the benefits each of the Named Executive Officers would have been entitled to receive had a change in control of the Company, or, in the case of Messrs. Barge, Goldsmith and Tobey, a change in management of the Company, occurred on March 31, 2024 and the executive's employment with us had terminated by the Company without cause or by the executive for good reason as described above on such date. See note (2) to the table above for the valuation of equity award acceleration.

Name	Cash Severance ⁽¹⁾	Equity Acceleration	Insurance Premiums	Total
Jon Feltheimer	\$6,000,000	\$21,669,614	\$163,279 ⁽²⁾	\$27,832,893
Michael Burns	\$3,500,000	\$4,217,402	\$29,401 ⁽³⁾	\$7,746,803
James W. Barge	\$8,542,808	\$7,241,141 ⁽⁴⁾	\$55,460 ⁽⁵⁾	\$15,839,409
Brian Goldsmith	\$5,376,712	\$7,279,331 ⁽⁴⁾	\$55,460 ⁽⁵⁾	\$12,711,503
Bruce Tobey	\$2,986,301	\$1,394,107 ⁽⁴⁾	\$55,460 ⁽⁵⁾	\$4,435,868

- (1) For Messrs. Barge, Goldsmith and Tobey, this amount includes 50% of the grant date value of the annual equity awards provided for in the executive's employment agreement as described above that had not been granted as of March 31, 2024.
- (2) Includes \$18,487 for payment of COBRA premiums and \$144,793 for payment of continued life and disability insurance premiums.
- (3) Includes \$18,487 for payment of COBRA premiums and \$10,915 for payment of continued life and disability insurance premiums.
- (4) For Messrs. Barge, Goldsmith, and Tobey, the equity acceleration value reported in this table only applies to a termination without cause. If such executives' employment had been terminated for good reason on or within 12 months following a change in control or a "change in management," the equity acceleration value would be the same as described above for a termination without cause not in connection with a change in control. A change in management in these Named Executive Officers' employment agreements would generally occur when both Messrs. Feltheimer and Burns are no longer employed by the Company.
- (5) Includes payment of COBRA premiums.

Pay Ratio Disclosure

Pursuant to the Securities Exchange Act of 1934, as amended, we are required to disclose in this prospectus the ratio of the total annual compensation of our Chief Executive Officer to the median of the total annual compensation of all of our employees (excluding our Chief Executive Officer). Based on SEC rules for this disclosure and applying the methodology described below, we have determined that our Chief Executive Officer's total compensation for fiscal 2024 was \$18,213,948, and the median of the total compensation of all of our employees (excluding our Chief Executive Officer) for fiscal 2024 was \$130,004. Accordingly, we estimate the ratio of our Chief Executive Officer's total compensation for fiscal 2024 to the median of the total compensation of all of our employees (excluding our Chief Executive Officer) for fiscal 2024 to be 140 to 1.

We have selected March 31, 2024, which is a date within the last three months of fiscal 2024, as the date to be used to identify the Company's median employee. To find the median of the annual total compensation of all the Company's employees (excluding the Company's Chief Executive Officer), we used the amount of each employee's total cash compensation (i.e., base salary, wages, overtime and bonus) from the Company's payroll records. In making this determination, we did not annualize compensation for those employees who did not work for the Company for the entire fiscal year. We also did not make any cost-of-living adjustments in identifying the median employee. We believe total cash compensation for all employees will be an appropriate measure because total cash compensation data is readily available, and the Company considers this a reasonable measure of employees' overall compensation.

As of March 31, 2024, we had a total of 1,723 employees, of whom 1,383 were based in the U.S. and 340 were based outside of the U.S. In making the determination of the median employee, we will not include 5 employees

[Table of Contents](#)

based in Australia, 3 employees based in China, 36 employees based in India, 2 employees based in Indonesia, 2 employees based in Luxembourg and 4 employees based in Spain, in accordance with SEC rules permitting exclusion of a de minimis number of non-U.S. employees (so that all U.S.-based employees and 288 employees based outside of the U.S. will be included in this determination).

This pay ratio is an estimate calculated in a manner consistent with SEC rules based on the methodology described above. The SEC rules for identifying the median compensated employee and calculating the pay ratio based on that employee's annual total compensation allow companies to adopt a variety of methodologies, to apply certain exclusions, and to make reasonable estimates and assumptions. As such, the pay ratio reported by other companies may not be comparable to the pay ratio to be reported above, as other companies may have different employment and compensation practices and may utilize different methodologies, exclusions, estimates and assumptions in calculating their own pay ratios.

Table of Contents

Pay Versus Performance

This section summarizes the relationship between the total compensation paid for the Company’s Chief Executive Officer and the other Named Executive Officers and the Company’s financial performance for the fiscal years shown in the table (in this discussion, the Company’s Chief Executive Officer is also referred to as the principal executive officer or “PEO”, and the Named Executive Officers other than the Company’s Chief Executive Officer are referred to as the “Non-PEO NEOs”).

Fiscal Year	Summary Compensation Table Total for PEO (\$) ⁽¹⁾⁽²⁾	Compensation Actually Paid to PEO (\$) ⁽³⁾	Average Summary Compensation Table Total for Non-PEO NEOs (\$) ⁽¹⁾⁽²⁾	Average Compensation Actually Paid to Non-PEO NEOs (\$) ⁽³⁾	Lionsgate TSR (\$) ⁽⁴⁾	Value of Initial Fixed \$100 Investment Based On:		Lionsgate Net Income (Loss) (\$ Millions) ⁽⁵⁾	Lionsgate Adjusted OIBDA (\$ Millions) ⁽⁶⁾
						Dow Jones U.S. Media Sector TSR (\$) ⁽⁴⁾	S&P Movies & Entertainment Index TSR (\$) ⁽⁴⁾		
(a)	(b)	(c)	(d)	(e)	(f)	(g)	(g)	(h)	(i)
2024	\$18,213,948	\$13,002,216	\$6,624,357	\$6,218,137	\$164	\$118	\$133	\$ (1,102.9)	\$517.6
2023	\$21,528,409	\$13,153,336	\$6,429,940	\$4,169,033	\$182	\$108	\$96	\$ (2,010.2)	\$358.1
2022	\$5,585,412	\$10,753,069	\$4,649,415	\$6,185,148	\$267	\$144	\$124	\$ (188.2)	\$402.2
2021	\$19,176,875	\$30,384,695	\$5,694,133	\$10,065,318	\$246	\$176	\$166	\$ (18.9)	\$540.9

- (1) Mr. Feltheimer was the Company’s Chief Executive Officer for each of the four fiscal years included in the table above. For each of fiscal years 2021 and 2022, the Company’s Non-PEO NEOs were Messrs. Burns, Barge, Goldsmith and Corii Berg, the Company’s former General Counsel. For fiscal year 2023, the Company’s Non-PEO NEOs were Messrs. Burns, Barge, Goldsmith, Tobey and Berg. For fiscal year 2024, the Company’s Non-PEO NEOs were Messrs. Burns, Barge, Goldsmith, and Tobey.
- (2) See the *Summary Compensation Table* above for detail on the total compensation for the Company’s Chief Executive Officer for fiscal year 2024. The total compensation for the CEO and the average compensation for the Non-PEO NEOs for each of fiscal years 2023, 2022 and 2021 was calculated from the Summary Compensation Table as disclosed in the Company’s proxy statement filed with the Securities and Exchange Commission in the calendar year in which the applicable fiscal year ended.
- (3) For purposes of this table, the compensation actually paid (also referred to as “CAP”) to each of Lionsgate’s NEOs (including, for purposes of this table, former Named Executive Officers as noted above) is equal to the NEO’s total compensation reported in the Summary Compensation Table for the applicable fiscal year and adjusted for the following with respect to that NEO:
 - Less the amounts reported in the “Stock Awards” and “Option Awards” columns of the *Summary Compensation Table* for the applicable fiscal year,
 - Plus the fiscal year-end value of Company option and stock awards granted in the covered fiscal year which were outstanding and unvested at the end of the covered fiscal year,
 - Plus/(less) the change in value as of the end of the covered fiscal year as compared to the value at the end of the prior fiscal year for Company option and stock awards which were granted in prior fiscal years and were outstanding and unvested at the end of the covered fiscal year,
 - Plus the vesting date value of Company option and stock awards which were granted and vested during the same covered fiscal year,
 - Plus/(less) the change in value as of the vesting date as compared to the value at the end of the prior fiscal year for Company option and stock awards which were granted in prior fiscal years and vested in the covered fiscal year,
 - Less, as to any Company option and stock awards which were granted in prior fiscal years and were forfeited during the covered fiscal year, the value of such awards as of the end of the prior fiscal year,
 - Plus the dollar value of any dividends or other earnings paid during the covered fiscal year on outstanding and unvested Company stock awards not otherwise included,

[Table of Contents](#)

- Plus, as to a Company option or stock award that was materially modified during the covered fiscal year, the amount by which the value of the award as of the date of the modification exceeds the value of the original award on the modification date.

In making each of these adjustments, the “value” of an option or stock award is the fair value of the award on the applicable date determined in accordance with FASB ASC Topic 718 using the valuation assumptions the Company then used to calculate the fair value of its equity awards. For more information on the valuation of the Company’s equity awards, please see the notes to the Company’s financial statements that appear in its Annual Report on Form 10-K for each fiscal year and the footnotes to the *Summary Compensation Table* that appears in the Company’s annual proxy statement.

The table above reflects the CAP (determined as noted above) for the Company’s Chief Executive Officer and, for the Company’s Non-PEO NEOs, the average of the CAPs determined for the Non-PEO NEOs for each of the fiscal years shown in the table.

The following table provides a reconciliation of the *Summary Compensation Table Total to Compensation Actually Paid* for the PEO.

Reconciliation of Summary Compensation Table Total to Compensation Actually Paid for PEO	Fiscal Year 2024 (\$)	Fiscal Year 2023 (\$)	Fiscal Year 2022 (\$)	Fiscal Year 2021 (\$)
Summary Compensation Table Total	18,213,948	21,528,409	5,585,412	19,176,875
Grant Date Fair Value of Option and Stock Awards Granted in Fiscal Year	(5,427,902)	(9,750,004)	(1,000,003)	(7,446,931)
Fair Value at Fiscal Year-End of Outstanding and Unvested Option and Stock Awards Granted in Fiscal Year	5,986,201	10,815,950	—	15,610,964
Change in Fair Value of Outstanding and Unvested Option and Stock Awards Granted in Prior Fiscal Years	(207,176)	(8,868,143)	3,994,288	2,420,353
Fair Value at Vesting of Option and Stock Awards Granted in Fiscal Year That Vested During Fiscal Year	—	—	1,000,003	—
Change in Fair Value as of Vesting Date of Option and Stock Awards Granted in Prior Fiscal Years For Which Applicable Vesting Conditions Were Satisfied During Fiscal Year	(5,562,855)	(572,876)	1,173,369	623,434
Fair Value as of Prior Fiscal Year-End of Option and Stock Awards Granted in Prior Fiscal Years That Failed to Meet Applicable Vesting Conditions During Fiscal Year	—	—	—	—
Compensation Actually Paid	\$ 13,002,216	\$ 13,153,336	\$ 10,753,069	\$ 30,384,695

[Table of Contents](#)

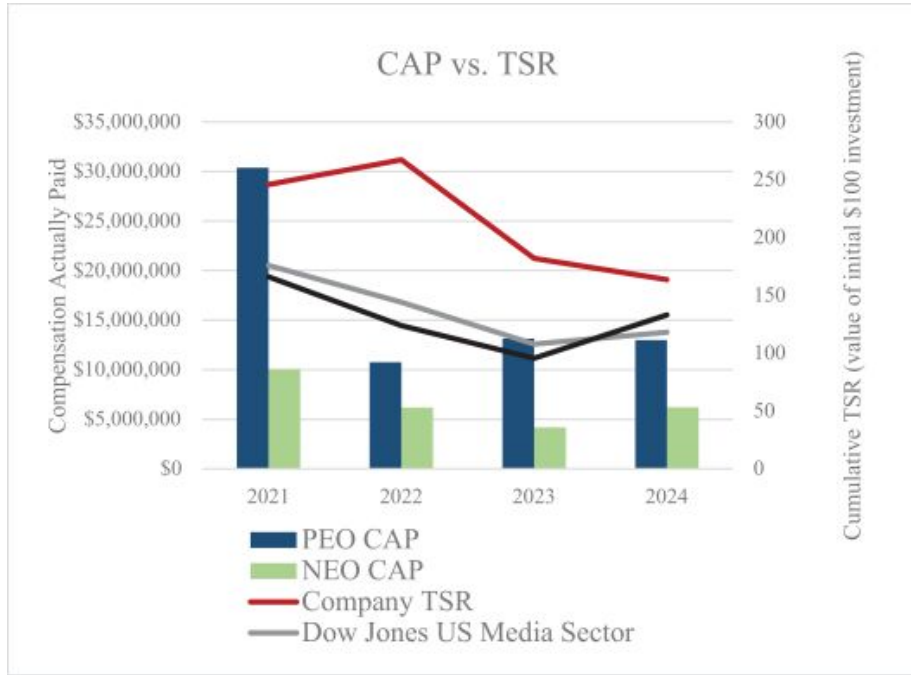
The following table provides a reconciliation of the average of the *Summary Compensation Table Total for the Non-PEO NEOs* for a fiscal year to the average of the *Compensation Actually Paid for the Non-PEO NEOs* for that fiscal year.

Reconciliation of Average Summary Compensation Table Total to Average Compensation Actually Paid for Non-PEO NEOs	Fiscal Year 2024 (\$)	Fiscal Year 2023 (\$)	Fiscal Year 2022 (\$)	Fiscal Year 2021 (\$)
Summary Compensation Table Total	6,624,357	6,429,940	4,649,415	5,694,133
Grant Date Fair Value of Option and Stock Awards Granted in Fiscal Year	(2,328,686)	(3,272,202)	(2,759,912)	(2,366,952)
Fair Value at Fiscal Year-End of Outstanding and Unvested Option and Stock Awards Granted in Fiscal Year	1,720,364	2,430,521	1,022,759	4,803,958
Change in Fair Value of Outstanding and Unvested Option and Stock Awards Granted in Prior Fiscal Years	(98,353)	(761,350)	1,155,466	1,236,985
Fair Value at Vesting of Option and Stock Awards Granted in Fiscal Year That Vested During Fiscal Year	672,750	948,244	1,392,662	158,084
Change in Fair Value as of Vesting Date of Option and Stock Awards Granted in Prior Fiscal Years For Which Applicable Vesting Conditions Were Satisfied During Fiscal Year	(372,295)	(1,571,828)	724,758	539,110
Fair Value as of Prior Fiscal Year-End of Option and Stock Awards Granted in Prior Fiscal Years That Failed to Meet Applicable Vesting Conditions During Fiscal Year	—	(34,292)	—	—
Compensation Actually Paid	\$ 6,218,137	\$ 4,169,033	\$ 6,185,148	\$ 10,065,318

- (4) The Company's TSR represents cumulative total shareholder return on a fixed investment of \$100 in existing common stock for the period beginning on the last trading day of fiscal year 2020 through the end of the applicable fiscal year, and is calculated assuming the reinvestment of dividends. The Dow Jones U.S. Media Sector Index TSR and the S&P Movies & Entertainment Index (which the Company also utilizes in the stock performance graph required by Item 201(e) of Regulation S-K included in its Annual Reports for each covered fiscal year) represent cumulative total shareholder return on a fixed investment of \$100 in the Dow Jones U.S. Media Sector Index and the S&P Movies & Entertainment Index, respectively, for the period beginning on the last trading day of fiscal year 2020 through the end of the applicable fiscal year, and are calculated assuming the reinvestment of dividends. The following chart illustrates the CAP for the Company's Chief Executive Officer and the average CAP for the Company's Non-PEO NEOs for each of the last four fiscal years against the Company's total shareholder return and the total shareholder return for

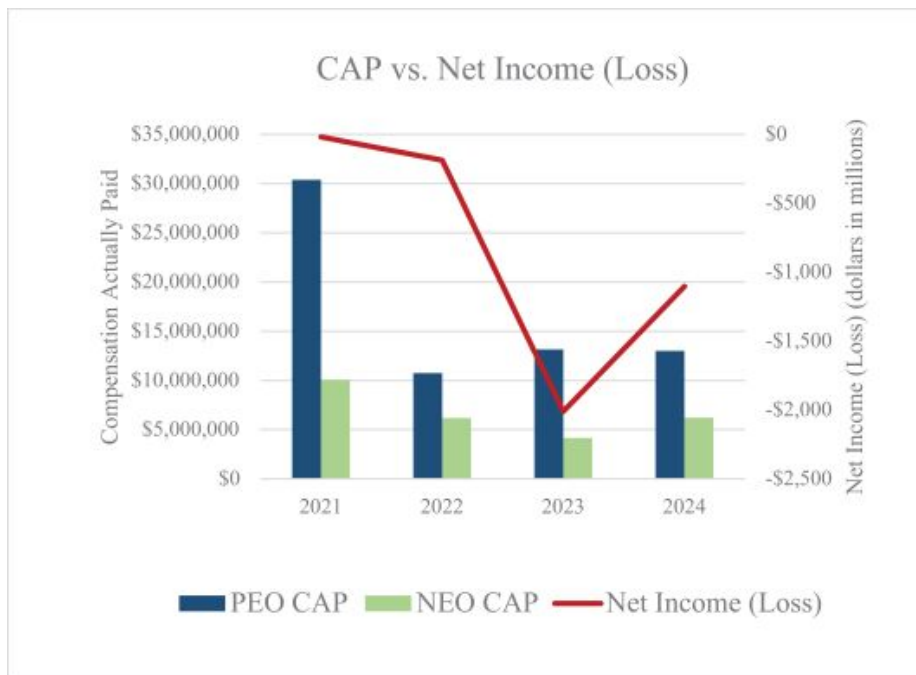
[Table of Contents](#)

each of the Dow Jones U.S. Media Sector and the S&P Movies & Entertainment Index (each calculated as described above) over that period of time.

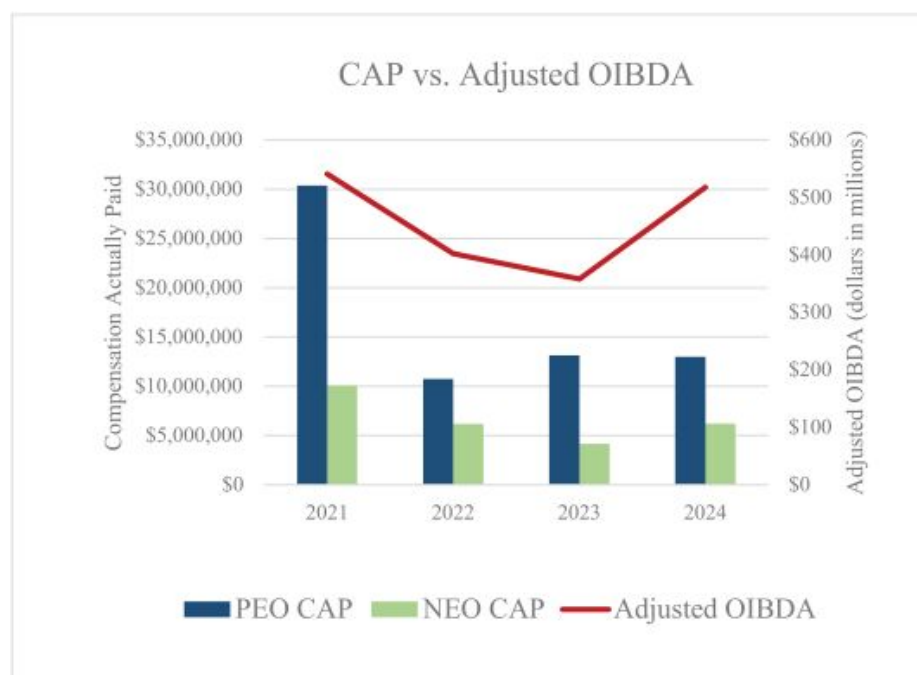


[Table of Contents](#)

- (5) This column shows the Company's net income (loss) for each fiscal year covered by the table. The following chart illustrates the CAP for the Company's Chief Executive Officer and the average CAP for the Company's Non-PEO NEOs for each of the last four fiscal years against the Company's net income for each of those years.



- (6) This column shows the Company’s adjusted OIBDA for each fiscal year covered by the table. The Company considers adjusted OIBDA to be a key metric in its executive compensation program, used in determining corporate performance under fiscal year 2024 annual incentive plan. See the *Compensation Discussion and Analysis* section of this report for more information regarding the use of this performance measure in the Company’s executive compensation program. The following chart illustrates the CAP for the Company’s Chief Executive Officer and the average CAP for the Company’s Non-PEO NEOs for each of the last four fiscal years against the Company’s adjusted OIBDA for each of those years.



Following is an unranked list of the company’s financial performance measures it considers most important in linking the compensation actually paid to the Company’s NEOs for fiscal 2024 with the Company’s performance.

- Adjusted OIBDA (used in determining corporate performance for purposes of the annual incentive plan); and
- Certain Discretionary Assessment of Achievement of Operational and Strategic Goals (used in determining individual performance for purposes of the annual incentive plan and the vesting of performance-based equity awards)

See the *Compensation Discussion and Analysis* section for more information regarding the use of these performance measures in the Company’s executive compensation program.

In general, the Company also views its stock price, upon which the value of all of the equity awards granted by the Company is dependent, as a key performance-based component of its executive compensation program in order to further align the interests of the Company’s senior management with the interests of the Company’s shareholders.

[Table of Contents](#)

Director Compensation

Compensation Program

For fiscal 2024, the Company's non-employee directors were compensated as follows:

<u>Type of Compensation</u>	<u>Amount</u>
Annual Equity Retainer	\$ 150,000
Annual Cash Retainer	\$ 100,000
Annual Board Chair Retainer	\$ 52,000
Annual Audit & Risk Committee Chair Retainer	\$ 30,000
Annual Compensation Committee Chair Retainer	\$ 30,000
Annual Nominating and Corporate Governance Committee Chair Retainer	\$ 20,000
Annual Strategic Advisory Committee Chair Retainer	\$ 20,000

The annual equity retainer consists of an award of restricted share units granted under the Company's equity incentive plan then in effect with a grant date value of \$150,000 granted annually on the date of date of the Company's annual general meeting of shareholders (with \$75,000 of the value based on the closing price Class A voting shares and \$75,000 of the value based on the closing price of Class B non-voting shares on the date of grant, and the number of units rounded to the nearest whole unit). The restricted share units vest after one year following the date of grant (or, if earlier, the date of the annual general meeting of shareholders in the year after the year of grant) and will be paid in an equivalent number of Class A voting shares and Class B non-voting shares, as applicable. The Board retains discretion to provide for the award to instead be granted as a fixed amount of cash subject to the same vesting terms. The Board may also provide non-employee directors an election to defer payment of their vested awards in accordance with applicable tax law.

The annual cash retainer and other retainers set for in the table above will be paid, at the director's election, in all cash, 50% in cash and 50% in the form of shares of common stock (with the 50% portion to be paid in shares to be paid 50% in Class A voting shares and 50% in Class B non-voting shares), or 100% in the form of shares of common stock (with 50% to be paid in Class A voting shares and 50% in Class B non-voting shares). The Board retains discretion to provide for retainers for one or more directors to be paid in a different mix of cash and shares of common stock (whether in Class A voting shares, Class B non-voting shares, or a combination thereof) as it determined appropriate. Retainers are paid in two installments, with the number of shares of common stock delivered in payment of any retainer determined by dividing the dollar amount of the retainer paid in the form of shares of common stock by the closing price of common stock (either Class A voting shares or Class B non-voting shares, as applicable) on the date of payment, and are fully vested at the time of payment.

Pursuant to the Company's policies, non-employee directors will also be reimbursed for reasonable expenses incurred in the performance of their duties. The Board (or any committee of the Board within the authority delegated to it) has the right to amend this policy from time to time.

Director Onboarding and Education

Upon a new director's appointment to the Board, an orientation is conducted by management and current Board members aiming to acquaint new directors with the Company's business strategies, vital financial aspects, core values encompassing ethics and compliance, corporate governance practices, and key policies. This orientation involves meetings with senior management to delve into the Company's strategy, business plan, risk profile, and provision of background material.

Additionally, the Company actively supports the ongoing education of its Board members, covering expenses for relevant continuing education programs. These programs are tailored to enhance the directors' understanding of the Company's operations, their responsibilities within the Board and its committees, and to stay updated on industry trends and developments.

[Table of Contents](#)

Fiscal 2024 Director Compensation

The following table presents information regarding compensation earned or paid to each of the Company's non-employee directors for services rendered during fiscal 2024. Messrs. Feltheimer and Burns, who are employed by the Company, do not receive any compensation for their services on the Board.

Name (a)	Fees Earned or Paid in Cash (\$) ⁽¹⁾ (b)	Stock Awards (\$) ⁽²⁾⁽³⁾ (c)	Option Awards (\$) ⁽³⁾ (d)	Non-Equity Incentive Plan Compensation (\$) (e)	Change in Pension Value and Nonqualified Deferred Compensation Earnings (\$) (f)	All Other Compensation (\$) (g)	Total (\$) (h)
Mignon Clyburn	\$ 100,000	\$ 149,993	\$ —	\$ —	\$ —	\$ —	\$ 249,993
Gordon Crawford	\$ 120,000	\$ 149,993	\$ —	\$ —	\$ —	\$ —	\$ 269,993
Emily Fine	\$ 100,000	\$ 149,993	\$ —	\$ —	\$ —	\$ —	\$ 249,993
Michael T. Fries	\$ 195,832	\$ —	\$ —	\$ —	\$ —	\$ —	\$ 195,832
John D. Harkey, Jr. ⁽⁴⁾	\$ 76,503	\$ 149,993	\$ —	\$ —	\$ —	\$ —	\$ 226,496
Susan McCaw	\$ 100,000	\$ 149,993	\$ —	\$ —	\$ —	\$ —	\$ 249,993
Yvette Ostolaza	\$ 120,000	\$ 149,993	\$ —	\$ —	\$ —	\$ —	\$ 269,993
Mark H. Rachesky, M.D.	\$ 172,000	\$ 149,993	\$ —	\$ —	\$ —	\$ —	\$ 321,993
Daryl Simm	\$ 130,000	\$ 149,993	\$ —	\$ —	\$ —	\$ —	\$ 279,993
Hardwick Simmons	\$ 130,000	\$ 149,993	\$ —	\$ —	\$ —	\$ —	\$ 279,993
Harry E. Sloan	\$ 100,000	\$ 149,993	\$ —	\$ —	\$ —	\$ —	\$ 249,993

- (1) The amounts reported in column (b) represent director annual retainer and chair fees, for fiscal 2024, paid, at the director's election, either 50% in cash and 50% in the form of existing common stock, 100% in the form of existing common stock, or 100% in cash, as described above. The value of the common shares is calculated using the closing price of shares of common stock on the date of payment. Retainers and fees are paid twice a year. During fiscal 2024, the Company's non-employee directors who elected to receive 50% of their retainers and fees in the form of common shares received the following number of shares: Ms. Clyburn, 6,599 shares, Ms. McCaw, 1,593 shares, Mr. Simm, 8,573 shares and Mr. Simmons, 8,767 shares. During fiscal 2024, the Company's non-employee directors who elected to receive 100% of their retainers and fees in the form of common shares received the following number of shares: Mr. Crawford, 15,950 shares, Ms. Fine, 13,196 shares, Mr. Harkey, 3,079 shares, Ms. Ostolaza, 15,810 shares, Dr. Rachesky, 24,454 shares, and Mr. Sloan, 14,033 shares. For fiscal 2024, the Board determined that Mr. Fries would receive 100% of his retainer and fees in the form of cash (so that the amount reported in this column for Mr. Fries includes cash received in lieu of any equity award).
- (2) Each non-employee director then in office received a grant of 8,455 restricted share units with respect to Class A voting shares and 8,971 restricted share units with respect to Class B non-voting shares units on November 28, 2023 at the Company's 2023 Annual General and Special Meeting of Shareholders (other than Mr. Fries, who receives cash in lieu of equity grants). The amounts reported in column (c) reflect the fair value of these awards on the grant date as determined under the principles used to calculate the value of equity awards for purposes of the Company's financial statements. The fair values of the restricted share units are determined based on the market value of the shares on the date of grant.

Table of Contents

- (3) The following table presents the number of unvested stock awards held by each of the Company's non-employee directors as of March 31, 2024. No non-employee directors held any outstanding option awards as of that date.

Director	Number of Unvested Restricted Share Units as of March 31, 2024	
	LGFA	LGFB
Mignon Clyburn	10,710	11,382
Gordon Crawford	10,710	11,382
Emily Fine	10,710	11,382
Michael T. Fries	—	—
John D. Harkey, Jr.	8,455	8,971
Susan McCaw	10,710	11,382
Yvette Ostolaza	10,710	11,382
Mark H. Rachesky, M.D.	10,710	11,382
Daryl Simm	10,710	11,382
Hardwick Simmons	10,710	11,382
Harry E. Sloan	10,077	10,693

- (4) Mr. Harkey was appointed to the Board effective June 26, 2023.

Use of Non-GAAP Financial Measures

LIONS GATE ENTERTAINMENT CORP. USE OF NON-GAAP FINANCIAL MEASURES

This prospectus presents the following important financial measures utilized by Lions Gate Entertainment Corp. (the "Company," "we," "us" or "our") that are not all financial measures defined by generally accepted accounting principles ("GAAP"). The Company uses non-GAAP financial measures, among other measures, to evaluate the operating performance of our business. These non-GAAP financial measures are in addition to, not a substitute for, or superior to, measures of financial performance prepared in accordance with United States GAAP.

Adjusted OIBDA: Adjusted OIBDA is defined as operating income (loss) before adjusted depreciation and amortization ("OIBDA"), adjusted for adjusted share-based compensation ("adjusted SBC"), purchase accounting and related adjustments, restructuring and other costs, certain charges (benefits) related to the COVID-19 global pandemic, certain programming and content charges as a result of management changes and/or changes in strategy, and unusual gains or losses (such as goodwill impairment, charges related to Russia's invasion of Ukraine, and the gain on sale of Pantaya on March 31, 2021), when applicable.

- Adjusted depreciation and amortization represents depreciation and amortization as presented on our consolidated statement of operations, less the depreciation and amortization related to the amortization of purchase accounting and related adjustments associated with recent acquisitions. Accordingly, the full impact of the purchase accounting is included in the adjustment for "purchase accounting and related adjustments", described below.
- Adjusted share-based compensation represents share-based compensation excluding the impact of the acceleration of certain vesting schedules for equity awards pursuant to certain severance arrangements, which are included in restructuring and other expenses, when applicable.
- Restructuring and other includes restructuring and severance costs, certain transaction and other costs, and certain unusual items, when applicable.
- COVID-19 related charges or benefits include incremental costs associated with the pausing and restarting of productions including paying/hiring certain cast and crew, maintaining idle facilities and equipment costs, and when applicable, certain motion picture and television impairments and

[Table of Contents](#)

development charges associated with changes in performance expectations or the feasibility of completing the project resulting from circumstances associated with the COVID-19 global pandemic, net of insurance recoveries, which are included in direct operating expense, when applicable. In addition, the costs include early or contractual marketing spends for film releases and events that have been canceled or delayed and will provide no economic benefit, which are included in distribution and marketing expense, when applicable.

- Programming and content charges include certain charges as a result of changes in management and/or changes in programming and content strategy, which are included in direct operating expenses, when applicable.
- Purchase accounting and related adjustments primarily represent the amortization of non-cash fair value adjustments to certain assets acquired in recent acquisitions. These adjustments include the accretion of the noncontrolling interest discount related to Pilgrim Media Group and 3 Arts Entertainment, the non-cash charge for the amortization of the recoupable portion of the purchase price and the expense associated with the noncontrolling equity interests in the distributable earnings related to 3 Arts Entertainment, all of which are accounted for as compensation and are included in general and administrative expense.

Adjusted OIBDA is calculated similar to how the Company defines segment profit and manages and evaluates its segment operations. Segment profit also excludes corporate general and administrative expense.

Total Segment Profit and Studio Business Segment Profit: We present the sum of our Motion Picture and Television Production segment profit as our “Studio Business” segment profit. Total segment profit and Studio Business segment profit, when presented outside of the segment information and reconciliations included in our consolidated financial statements, is considered a non-GAAP financial measure, and should be considered in addition to, not as a substitute for, or superior to, measures of financial performance prepared in accordance with United States GAAP. We use this non-GAAP measure, among other measures, to evaluate the aggregate operating performance of our business.

The Company believes the presentation of total segment profit and Studio Business segment profit is relevant and useful for investors because it allows investors to view total segment performance in a manner similar to the primary method used by the Company’s management and enables them to understand the fundamental performance of the Company’s businesses before non-operating items. Total segment profit and Studio Business segment profit is considered an important measure of the Company’s performance because it reflects the aggregate profit contribution from the Company’s segments, both in total and for the Studio Business and represents a measure, consistent with our segment profit, that eliminates amounts that, in management’s opinion, do not necessarily reflect the fundamental performance of the Company’s businesses, are infrequent in occurrence, and in some cases are non-cash expenses. Not all companies calculate segment profit or total segment profit in the same manner, and segment profit and total segment profit as defined by the Company may not be comparable to similarly titled measures presented by other companies due to differences in the methods of calculation and excluded items.

Adjusted Free Cash Flow: Free cash flow is typically defined as net cash flows provided by (used in) operating activities, less capital expenditures. The Company defines Adjusted Free Cash Flow as net cash flows provided by (used in) operating activities, less capital expenditures, plus or minus the net increase or decrease in production and related loans (which includes our production tax credit facility), plus or minus certain unusual or non-recurring items, such as insurance recoveries on prior shareholder litigation, proceeds from the termination of interest rate swaps, and payments on impaired content in territories exited or to be exited.

The adjustment for the production and related loans, exclusive of our production tax credit facility, is made because the GAAP based cash flows from operations reflects a non-cash reduction of cash flows for the cost of films and television programs prior to the time the Company pays for the film or television program through the payment of the associated production or related loan which occurs at or near completion of the production, or in some cases, over the period revenues and cash receipts are being generated, as more fully described below.

[Table of Contents](#)

The cost of producing films and television programs, which is reflected as a reduction of the GAAP based cash flows provided by (used in) operating activities, is often financed through production loans. The adjustment for production and related loans is made in order to better align the timing of the cash flows associated with producing films and television programs with the timing of the repayment of the production loans, which is consistent with how management views its production cash spend and manages the Company's cash flows and working capital needs. Borrowings on production loans offset the spend on investment in films reflected in the GAAP based cash flows provided by (used in) operating activities and thus increase the Adjusted Free Cash Flows as compared to the GAAP based cash flows provided by (used in) operating activities and subsequent payments on production loans reflect the payment for the production of the film or TV program and reduce Adjusted Free Cash Flows as compared to the GAAP based cash flows provided by (used in) operating activities.

The adjustment for the production tax credit facility is made to better reflect the timing of the cash requirements of the production, since a portion of the amounts expended initially are later refunded through the receipt of the tax credit, as more fully described below. The production tax credit facility reduces the timing difference between the payments for production cost and the receipt of the tax credit and thus reflects the cash cost of the film or television program at or near the time the film or television program is produced and completed.

Part of the cost of a film or television program is effectively funded through obtaining government incentives, however, the incentives are not received until a future period which could be a few years after the completion of the film. The tax credit facility reflects borrowings collateralized by the tax credits to be received in the future and thus by including these borrowings in Adjusted Free Cash Flow it has the effect of better aligning the receipt of the tax credits with the timing of the production and completion of the film and television programs, which is consistent with how management views its production cash spend and manages the Company's cash flows and working capital needs. Borrowings under the tax credit facility reduce the cash spend reflected in the GAAP based cash flows provided by (used in) operating activities and thus increase adjusted free cash flows and payments on the tax credit facility offset the tax credit receivable collection reflected in the GAAP based cash flows provided by (used in) operating activities and reduce adjusted free cash flows as compared to the GAAP based cash flows provided by (used in) operating activities.

The Company believes that it is more meaningful to reflect the impact of the payment for these films and television programs when the payments are made under the production loans and the receipt of the tax credit when the film is being produced in its Adjusted Free Cash Flow.

The adjustment for the payments on impaired content represents cash payments made on impaired content in territories exited or to be exited under the LIONSGATE+ international restructuring. The adjustment is made because these cash payments relate to content in territories the Company has exited or is exiting, and therefore the cash payments are not reflective of the ongoing operations of the Company.

Overall: These measures are non-GAAP financial measures as defined in Regulation G promulgated by the SEC and are in addition to, not a substitute for, or superior to, measures of financial performance prepared in accordance with United States GAAP.

We use these non-GAAP measures, among other measures, to evaluate the operating performance of our business. We believe these measures provide useful information to investors regarding our results of operations and cash flows before non-operating items. Adjusted OIBDA is considered an important measure of the Company's performance because this measure eliminates amounts that, in management's opinion, do not necessarily reflect the fundamental performance of the Company's businesses, are infrequent in occurrence, and in some cases are non-cash expenses.

These non-GAAP measures are commonly used in the entertainment industry and by financial analysts and others who follow the industry to measure operating performance. However, not all companies calculate these measures in the same manner and the measures as presented may not be comparable to similarly titled measures presented by other companies due to differences in the methods of calculation and excluded items.

Table of Contents

A general limitation of these non-GAAP financial measures is that they are not prepared in accordance with U.S. generally accepted accounting principles. These measures should be reviewed in conjunction with the relevant GAAP financial measures and are not presented as alternative measures of operating income, as determined in accordance with GAAP. Reconciliations of the adjusted metrics utilized to their corresponding GAAP metrics are provided below.

LIONS GATE ENTERTAINMENT CORP. RECONCILIATION OF OPERATING INCOME (LOSS) TO ADJUSTED OIBDA AND TOTAL SEGMENT PROFIT

The following table reconciles the GAAP measure, operating income (loss) to the non-GAAP measures, Adjusted OIBDA and Total Segment Profit:

	Year Ended March 31,				
	2021 Actual	2022 Actual	2023 Actual	2024 Plan	2024 Actual
	(Unaudited, amounts in millions)				
Operating income (loss)	\$170.6	\$ 9.0	\$(1,857.7)	\$114.9	\$(938.8)
Gain on sale of Pantaya ⁽¹⁾	(44.1)	—	—	—	—
Goodwill and intangible asset impairment ⁽²⁾	—	—	1,475.0	—	663.9
Adjusted depreciation and amortization ⁽³⁾	44.3	43.0	40.2	41.0	50.1
Restructuring and other ⁽⁴⁾	24.7	16.8	411.9	9.6	508.5
COVID-19 related charges (benefit) ⁽⁵⁾	67.5	(3.4)	(11.6)	—	(1.0)
Programming and content charges ⁽⁶⁾	—	36.9	7.0	—	—
Charges related to Russia's invasion of Ukraine ⁽⁷⁾	—	5.9	—	—	—
Adjusted share-based compensation expense ⁽⁸⁾	85.5	100.0	97.8	99.8	81.2
Purchase accounting and related adjustments ⁽⁹⁾	192.4	194.0	195.5	171.7	153.7
Adjusted OIBDA	<u>\$540.9</u>	<u>\$402.2</u>	<u>\$ 358.1</u>	<u>\$437.0</u>	<u>\$ 517.6</u>
Corporate general and administrative expenses	113.7	97.1	122.9	124.7	136.1
Total Segment Profit	<u>\$654.6</u>	<u>\$499.3</u>	<u>\$ 481.0</u>	<u>\$561.7</u>	<u>\$ 653.7</u>

- (1) Represents the gain before income taxes on the sale of the Company's majority interest in Pantaya on March 31, 2021.
- (2) In fiscal 2024, amounts reflect the goodwill impairment charge of \$493.9 million and \$170.0 million for impairment of indefinite-lived trade names, both related to the Media Networks reporting unit, recorded in the second quarter ended September 30, 2023. In fiscal 2023, amounts reflect the goodwill impairment charge of \$1.475 billion related to the Media Networks reporting unit, recorded in the second quarter ended September 30, 2022.
- (3) Adjusted depreciation and amortization represents depreciation and amortization as presented on our consolidated statements of operations less the depreciation and amortization related to the non-cash fair value adjustments to property and equipment and intangible assets acquired in recent acquisitions which are included in the purchase accounting and related adjustments line item above, as shown in the table below:

	Year Ended March 31,				
	2021 Actual	2022 Actual	2023 Actual	2024 Plan	2024 Actual
	(Unaudited, amounts in millions)				
Depreciation and amortization	\$ 188.5	\$ 177.9	\$ 180.3	\$ 175.7	\$ 192.2
Less: Amount included in purchase accounting and related adjustments	(144.2)	(134.9)	(140.1)	(134.7)	(142.1)
Adjusted depreciation and amortization	<u>\$ 44.3</u>	<u>\$ 43.0</u>	<u>\$ 40.2</u>	<u>\$ 41.0</u>	<u>\$ 50.1</u>

[Table of Contents](#)

- (4) Restructuring and other includes restructuring and severance costs, certain transaction and other costs, and certain unusual items, when applicable, as shown in the table below:

	Year Ended March 31,				
	2021 Actual	2022 Actual	2023 Actual	2024 Plan	2024 Actual
	(Unaudited, amounts in millions)				
Restructuring and other:					
Content and other impairments ^(a)	\$ —	\$ —	\$385.2	\$—	\$377.3
Severance ^(b)					
Cash	14.8	4.6	18.0	—	37.2
Accelerated vesting on equity awards	3.5	—	4.2	—	9.4
Total severance costs	18.3	4.6	22.2	—	46.6
COVID-19 related charges included in restructuring and other ^(c)	3.0	1.1	0.1	—	—
Transaction and other costs (benefits) ^(d)	3.4	11.1	4.4	9.6	84.6
	<u>\$24.7</u>	<u>\$16.8</u>	<u>\$411.9</u>	<u>\$ 9.6</u>	<u>\$508.5</u>

- (a) *Media Networks Restructuring:* In fiscal 2023, the Company began a plan to restructure its LIONSGATE+ business, which initially included exiting the business in seven international territories (France, Germany, Italy, Spain, Benelux, the Nordics and Japan), and identifying additional cost-saving initiatives. This plan included a strategic review of content performance across Starz's domestic and international platforms, resulting in certain programming being removed from those platforms and written down to fair value.

During the fiscal year ended March 31, 2024, the Company continued executing its restructuring plan, including its evaluation of the programming on Starz's domestic and international platforms. In connection with this review, the Company cancelled certain ordered programming, and identified certain other programming with limited strategic purpose which was removed from the Starz platforms and abandoned by the Media Networks segment. In addition, as a result of the continuing review of its international territories, the Company has made the strategic decision to shut down the LIONSGATE+ service in Latin America and the United Kingdom ("U.K.") with the only remaining international operations being in Canada and India, resulting in additional content impairment charges.

As a result of these restructuring initiatives, the Company recorded content impairment charges related to the Media Networks segment in the fiscal years ended March 31, 2024 and 2023 of \$364.5 million and \$379.3 million, respectively. The Company has incurred impairment charges from the inception of the plan through March 31, 2024 amounting to \$743.8 million.

Other Impairments: Amounts in the fiscal year ended March 31, 2024 also include \$12.8 million of development costs written off in connection with changes in strategy in the Television Production segment as a result of the acquisition of eOne.

Amounts in the fiscal year ended March 31, 2023 also include an impairment of an operating lease right-of-use asset related to the Studio business and corporate facilities amounting to \$5.8 million associated with a portion of a facility lease that will no longer be utilized by the Company. The impairment reflects a decline in market conditions since the inception of the lease impacting potential sublease opportunities, and represents the difference between the estimated fair value, which was determined based on the expected discounted future cash flows of the lease asset, and the carrying value.

- (b) Severance costs were primarily related to restructuring activities and other cost-saving initiatives. In fiscal 2024, amounts were due to restructuring activities including integration of the acquisition of eOne, LIONSGATE+ international restructuring and our Motion Picture and Television Production segment.

[Table of Contents](#)

- (c) Amounts represents certain incremental general and administrative costs associated with the COVID-19 global pandemic, such as costs related to transitioning the Company to a remote-work environment, costs associated with return-to-office safety protocols, and other incremental general and administrative costs associated with the COVID-19 global pandemic.
- (d) Amounts reflect transaction, integration and legal costs associated with certain strategic transactions, and restructuring activities and also include costs and benefits associated with legal and other matters. In fiscal 2024, these amounts include \$49.2 million associated with the acquisition of additional interest in 3 Arts Entertainment. Due to the new arrangement representing a modification of terms of the compensation element under the previous arrangement which resulted in the reclassification of the equity award to a liability award, the Company recognized incremental compensation expense of \$49.2 million, representing the excess of the fair value of the modified award over amounts previously expensed. In addition, transaction and other costs in fiscal 2024 includes approximately \$16.6 million of a loss associated with a theft at a production of a 51% owned consolidated entity. The Company expects to recover a portion of this amount under its insurance coverage and from the noncontrolling interest holders of this entity. Transaction and other costs in fiscal 2024 also include a benefit of \$5.4 million associated with an arrangement to migrate subscribers in some of the exited territories to a third-party in connection with the LIONSGATE+ international restructuring. The remaining amounts in fiscal 2024 primarily represent acquisition and integration costs related to the acquisition of eOne, and costs associated with the separation of the Starz Business from the Studio Business. In fiscal 2023, transaction and other costs include a benefit of \$11.0 million for a settlement of a legal matter related to the Media Networks segment.
- (5) Amounts represent the incremental costs, if any, included in direct operating expense resulting from circumstances associated with the COVID-19 global pandemic, net of insurance recoveries. During fiscal 2024, 2023 and 2022, the Company has incurred a net benefit in direct operating expense due to insurance recoveries in excess of the incremental costs expensed in the period. These charges (benefits) are excluded from segment operating results.

	Year Ended March 31,				
	2021 Actual	2022 Actual	2023 Actual	2024 Plan	2024 Actual
(Unaudited, amounts in millions)					
COVID-19 related charges (benefit) included in:					
Direct operating expense ^(a)	\$50.6	\$ (3.6)	\$ (11.6)	\$—	\$ (1.0)
Distribution and marketing expense ^(b)	16.9	0.2	—	—	—
	<u>\$67.5</u>	<u>\$ (3.4)</u>	<u>\$ (11.6)</u>	<u>\$—</u>	<u>\$ (1.0)</u>

- (a) Amounts reflected in direct operating expense include incremental costs associated with the pausing and restarting of productions including paying/hiring certain cast and crew, maintaining idle facilities and equipment costs, net of insurance recoveries. In fiscal 2021, these charges also included film impairment due to changes in performance expectations resulting from circumstances associated with the COVID-19 global pandemic.
- (b) Amounts reflected in distribution and marketing expense primarily consist of contractual marketing spends for film releases and events that have been canceled or delayed and will provide no economic benefit.
- (6) Amounts represent certain unusual programming and content charges. In the fiscal year ended March 31, 2023, the amounts represent development costs written off as a result of changes in strategy across the Company's theatrical slate in connection with certain management changes and changes in the theatrical marketplace in the Motion Picture segment. In the fiscal year ended March 31, 2022, the amounts represent impairment charges recorded as a result of a strategic review of original programming on the STARZ platform, which identified certain titles with limited viewership or strategic purpose which were removed from the STARZ service and abandoned by the Media Networks segment. These charges are excluded from

Table of Contents

segment results and included in amortization of investment in film and television programs in direct operating expense on the consolidated statement of operations.

- (7) Amounts represent charges related to Russia's invasion of Ukraine, primarily related to bad debt reserves for accounts receivable from customers in Russia, included in direct operating expense in the consolidated statement of operations, and excluded from segment operating results.
- (8) The following table reconciles total share-based compensation expense to adjusted share-based compensation expense:

	Year Ended March 31,				
	2021 Actual	2022 Actual	2023 Actual	2024 Plan	2024 Actual
	(Unaudited, amounts in millions)				
Total share-based compensation expense	\$89.0	\$100.0	\$102.0	\$99.8	\$90.6
Less: Amount included in restructuring and other ^(a)	(3.5)	—	(4.2)	—	(9.4)
Adjusted share-based compensation	<u>\$85.5</u>	<u>\$100.0</u>	<u>\$ 97.8</u>	<u>\$99.8</u>	<u>\$81.2</u>

(a) Represents share-based compensation expense included in restructuring and other expenses reflecting the impact of the acceleration of certain vesting schedules for equity awards pursuant to certain severance arrangements.

- (9) Purchase accounting and related adjustments primarily represent the amortization of non-cash fair value adjustments to certain assets acquired in acquisitions. The following sets forth the amounts included in each line item in the financial statements:

	Year Ended March 31,				
	2021 Actual	2022 Actual	2023 Actual	2024 Plan	2024 Actual
	(Unaudited, amounts in millions)				
Purchase accounting and related adjustments:					
Direct operating	\$ 1.0	\$ 0.4	\$ 0.7	\$ —	\$ —
General and administrative expense ^(a)	47.2	58.7	54.7	37.0	11.6
Depreciation and amortization	144.2	134.9	140.1	134.7	142.1
	<u>\$192.4</u>	<u>\$194.0</u>	<u>\$195.5</u>	<u>\$171.7</u>	<u>\$153.7</u>

(a) These adjustments include the accretion of the noncontrolling interest discount related to Pilgrim Media Group and 3 Arts Entertainment, the amortization of the recoupable portion of the purchase price and the expense associated with the earned distributions related to 3 Arts Entertainment, all of which are accounted for as compensation and are included in general and administrative expense, as presented in the table below. The earned distributions related to 3 Arts Entertainment represent the 3 Arts Entertainment noncontrolling equity interest in the earnings of 3 Arts Entertainment and are reflected as an expense rather than noncontrolling interest in the consolidated statement of operations due to the relationship to continued employment.

	Year Ended March 31,				
	2021 Actual	2022 Actual	2023 Actual	2024 Plan	2024 Actual
	(Unaudited, amounts in millions)				
Amortization of recoupable portion of the purchase price	\$ 7.7	\$ 7.7	\$ 7.7	\$ 1.3	\$ 1.3
Noncontrolling interest discount amortization	22.7	22.7	13.2	—	—
Noncontrolling equity interest in distributable earnings	16.8	28.3	33.8	35.7	10.3
	<u>\$47.2</u>	<u>\$58.7</u>	<u>\$54.7</u>	<u>\$37.0</u>	<u>\$11.6</u>

[Table of Contents](#)

**LIONS GATE ENTERTAINMENT CORP.
RECONCILIATION OF NET CASH FLOWS PROVIDED BY OPERATING ACTIVITIES
TO ADJUSTED FREE CASH FLOW**

The following table reconciles the GAAP measure, Net Cash Flows Provided by Operating Activities to the non-GAAP measure Adjusted Free Cash Flow:

	<u>Year Ended March 31, 2024 Actual</u> (Unaudited, amounts in millions)
Net Cash Flows Provided By Operating Activities	\$ 396.8
Capital expenditures	(34.7)
Net borrowings under and (repayment) of production and related loans ⁽¹⁾ :	
Production loans and programming notes	(242.0)
Production tax credit facility	27.7
Payments on impaired content in territories to be exited ⁽²⁾	81.7
Adjusted Free Cash Flow	\$ 229.5

(1) See “Reconciliation of Non-GAAP Adjustments for Net Borrowings Under and (Repayment) of Production and Related Loans” for reconciliation to the most directly comparable GAAP financial measure.

(2) Represents cash payments made on impaired content in territories exited or to be exited under the LIONSGATE+ international restructuring.

**LIONS GATE ENTERTAINMENT CORP.
RECONCILIATION OF NON-GAAP ADJUSTMENTS FOR NET BORROWINGS UNDER
AND (REPAYMENT) OF PRODUCTION AND RELATED LOANS**

The following table reconciles the non-GAAP adjustments for net borrowings under and (repayment) of production and related loans to the changes in the related balance sheet amounts and the consolidated statement of cash flows:

	<u>Year Ended March 31, 2024</u>			<u>Total per GAAP Balance Sheet and Statement of Cash Flows Amounts</u>
	<u>Non-GAAP Adjustments to Adjusted Free Cash Flow</u>			
	<u>Production Loans and Programming Notes</u>	<u>Production Tax Credit Facility</u>	<u>Other Film Related Obligations</u>	
	(Unaudited, amounts in millions)			
Film related obligations at beginning of period (current and non-current)				\$ 2,023.6
Cash flows provided by (used in) financing activities:				
Borrowings	\$ 1,666.4	\$ 76.4	\$ 267.8	2,010.6
Repayments	(1,923.2)	(48.7)	(243.5)	(2,215.4)
Adjustment related to net payments on loans outstanding prior to acquisition of eOne	14.8	—	—	
	\$ (242.0)	\$ 27.7	\$ 24.3	
Cash flows provided by operating activities:				
Included in cash flows provided by operating activities				13.4
Film related obligations assumed from the acquisition of eOne				105.8
Film related obligations at end of period (current and non-current)				<u>\$ 1,938.0</u>

CERTAIN RELATIONSHIPS AND RELATED PARTY TRANSACTIONS

SEAC Relationships and Related Party Transactions

As a result of the Business Combination, Pubco assumed the obligations of SEAC under the Administrative Services and Indemnification Agreement, dated January 5, 2022, by and among SEAC, the SEAC Sponsor and Global Eagle Acquisition LLC (the “**Administrative Services and Indemnification Agreement**”), pursuant to which Pubco will indemnify the SEAC Sponsor from any claims arising out of or relating to SEAC’s initial public offering of securities or SEAC’s operations or conduct of SEAC’s business (including, for the avoidance of doubt, the consummation by SEAC of the initial business combination) or any claim against the SEAC Sponsor alleging any expressed or implied management or endorsement by the SEAC Sponsor of any of SEAC’s activities or any express or implied association between the SEAC Sponsor and SEAC or any of its affiliates.

Harry E. Sloan, a member of Pubco’s Board of Directors, was also the Chairman of SEAC, and owns, directly or indirectly, collectively with other former members of SEAC’s management, a material interest in Eagle Equity Partners V, LLC, a Delaware limited liability company (referred to as “**SEAC Sponsor**” herein).

On May 7, 2024, SEAC issued a Promissory Note to SEAC Sponsor, pursuant to which SEAC could borrow up to an aggregate principal amount of \$2,000,000. The Promissory Note was non-interest bearing and payable on the earlier of (i) the date upon which SEAC consummates an initial business combination or (ii) the date of the liquidation of SEAC. The Promissory Note is expected to be paid in full in connection with Closing and borrowings under the Promissory Note are no longer available.

Sponsor Support Agreement

Concurrently with the execution of the Business Combination Agreement, SEAC, SEAC Sponsor, StudioCo and Lions Gate Parent entered into a Sponsor Support Agreement, pursuant to which, among other things, SEAC Sponsor agreed to (i) one business day prior to the Closing Date, immediately following the Unit Separation and prior to the SEAC Merger, surrender, forfeit and transfer to SEAC, for no consideration and without further right thereto, and consent to the termination and cancellation of, the SEAC Private Placement Warrants held by it, (ii) not transfer any securities of SEAC held by it until the earlier of (a) the Closing and (b) the valid termination of the Sponsor Support Agreement, subject to certain exceptions as provided in the Sponsor Support Agreement or permitted by the Business Combination Agreement or other agreement in connection with the Proposed Transactions; and (iii) vote all SEAC Ordinary Shares held by it in favor of each of the proposals to be presented at the SEAC Shareholders’ Meeting.

Additionally, SEAC Sponsor agreed to purchase, or cause its affiliates to purchase in the open market, in the aggregate, no less than 5.81% of the outstanding SEAC Public Warrants within the Warrant Re-Purchase Cut-Off Date, which would cost the SEAC Sponsor or its affiliates an aggregate of approximately \$726,000, assuming a purchase price of \$0.50 per SEAC Public Warrant.

The foregoing summary does not purport to describe all of the terms of the Sponsor Support Agreement and is qualified in its entirety by reference to the complete text of the Sponsor Support Agreement, which is filed as Exhibit 10.2 to the Registration Statement.

StudioCo Relationships and Related Party Transactions

Registration Rights

Concurrently with the Closing, Pubco, Studio HoldCo and SEAC Sponsor entered into the A&R Registration Rights Agreement, pursuant to which, among other things, Pubco agreed that, within 30 days after the Closing,

[Table of Contents](#)

Pubco will file with the SEC (at Pubco's sole cost and expense) the Resale Registration Statement, and Pubco will use its commercially reasonable efforts to have the Resale Registration Statement declared effective as soon as reasonably practicable after the filing thereof. Such holders will be entitled to customary piggyback registration rights and demand registration rights.

The foregoing summary does not purport to describe all of the terms of the Registration Rights Agreement and is qualified in its entirety by reference to the complete text of the Registration Rights Agreement, which is filed as Exhibit 10.5 to the Registration Statement.

Lock-Up Agreement

In connection with the Closing, SEAC Sponsor and its transferees (collectively, the "**SEAC Holders**") and holders of Pubco Common Shares affiliated with Lions Gate Parent (the "**Lionsgate Holders**") entered into the Lockup Agreement with Pubco. Pursuant to the Lockup Agreement, the SEAC Holders agreed not to transfer (except for certain permitted transfers) the Lockup Shares held by them until the earliest of (i) the date that is one year after the Closing Date, (ii) (x) with respect to 50% of the SEAC Lock-Up Shares, the date on which the Trading Price of the Pubco Common Shares equals or exceeds \$12.50 per share and (y) with respect to the remaining 50% of the SEAC Lock-Up Shares, the date on which the Trading Price of a Pubco Common Share equals or exceeds \$15.00 per share, in each case at least 180 days after the Closing Date, and (iii) the date on which Pubco completes a liquidation, merger, amalgamation, capital stock exchange, spin-off, separation, distribution, reorganization or other similar transaction.

The foregoing summary does not purport to describe all of the terms of the Lockup Agreement and is qualified in its entirety by reference to the complete text of the Lockup Agreement, which is filed as Exhibit 10.3 to the Registration Statement.

Sponsor Option Agreement

One business day prior to the Closing, in connection with the Sponsor Securities Repurchase, SEAC, New SEAC and SEAC Sponsor entered into the Sponsor Option Agreement, pursuant to which SEAC Sponsor received, as partial consideration for the Sponsor Securities Repurchase (with respect to the SEAC Class B Ordinary Shares held by SEAC Sponsor), 2,200,000 SEAC Sponsor Options, each of which will entitle SEAC Sponsor to purchase one SEAC Class A Ordinary Share at \$0.0001 per share. In connection with the Transactions, the SEAC Sponsor Options ultimately became options to purchase Pubco Common Shares pursuant to the terms of the Sponsor Option Agreement.

The SEAC Sponsor Options will become exercisable, subject to the terms, conditions and exceptions set forth in the Sponsor Option Agreement, (i) on or after the date on which the Trading Price of the Pubco Common Shares (as adjusted for share splits, share dividends, reorganizations, recapitalizations and the like) equals or exceeds \$16.05 per share or (ii) if a change of control occurs, subject to certain conditions.

The foregoing summary does not purport to describe all of the terms of the Sponsor Option Agreement and is qualified in its entirety by reference to the complete text of the Sponsor Option Agreement, which is filed as Exhibit 10.4 to the Registration Statement.

Separation Agreement

In connection with the Business Combination, on May 8, 2024, Lions Gate Parent and StudioCo entered into a separation agreement (the "**Separation Agreement**"), pursuant to which, among other things, (i) the assets and liabilities of the Studio Business (including certain subsidiaries of Lions Gate Parent engaged in the Studio Business) were separated from the assets and liabilities of the Starz Business (including certain subsidiaries of

[Table of Contents](#)

Lions Gate Parent engaged in the Starz Business) and transferred to StudioCo such that StudioCo held, directly or indirectly, all of the assets and liabilities of the Studio Business prior to the Closing, and (ii) all of Lions Gate Parent's equity interests in StudioCo were transferred to Studio HoldCo prior to the Closing.

The Separation Agreement requires Pubco, as successor to StudioCo, to indemnify Lions Gate Parent for losses arising from certain liabilities of the Studio Business and requires Lions Gate Parent to indemnify Pubco for losses arising from certain liabilities of the Starz Business.

The foregoing summary does not purport to describe all of the terms of the Separation Agreement and is qualified in its entirety by reference to the complete text of the Separation Agreement, which is filed as Exhibit 10.11 to the Registration Statement.

Shared Services Agreement/Overhead Sharing Agreement

In connection with the Business Combination, on May 9, 2024, Lions Gate Parent and StudioCo entered into a shared services and overhead sharing agreement which took effect upon the Closing and which facilitated the allocation to Pubco of all corporate general and administrative expenses of Lions Gate Parent, except for an amount of \$10 million to be allocated annually to Lions Gate Parent or one of its subsidiaries (other than subsidiaries of LG Studios), with reimbursements to be made by the parties thereto as necessary in connection with such allocations.

The corporate general and administrative expenses that are allocated to Pubco include salaries and wages for certain executives and other corporate officers related to executive oversight, investor relations costs, costs for the maintenance of corporate facilities, and other common administrative support functions, including corporate accounting, finance and financial reporting, audit and tax costs, corporate and other legal support functions, and certain information technology and human resources.

In addition, the Separation Agreement and the Shared Services Agreement/Overhead Sharing Agreement provide that officers, employees and directors of Pubco will continue to receive awards of equity and equity-based compensation pursuant to the existing plans of Lions Gate Parent. Such awards will be treated as a capital contribution by Lions Gate Parent to Pubco, and the accounting expenses for such awards will be allocated to Pubco.

In addition, if any of the directors of Pubco is also serving on (or is an observer of) the Board of Directors of Lions Gate Parent, the director will be compensated solely by Lions Gate Parent in accordance with Lions Gate Parent's non-employee director compensation program and will not receive additional compensation from Pubco.

The foregoing summary does not purport to describe all of the terms of the Shared Services Agreement/Overhead Sharing Agreement and is qualified in its entirety by reference to the complete text of the Shared Services Agreement/Overhead Sharing Agreement, which is filed as Exhibit 10.12 to the Registration Statement.

Tax Matters Agreement

In connection with the Business Combination, on May 9, 2024, Lions Gate Parent and StudioCo entered into a tax matters agreement (the "Tax Matters Agreement") that governs the parties' respective rights, responsibilities and obligations with respect to tax liabilities and benefits, tax attributes, certain indemnification rights with respect to tax matters, the preparation and filing of tax returns, the control of audits and other tax proceedings and other matters regarding taxes.

The foregoing summary does not purport to describe all of the terms of the Tax Matters Agreement and is qualified in its entirety by reference to the complete text of the Tax Matters Agreement, which is filed as Exhibit 10.6 to the Registration Statement.

[Table of Contents](#)

Intercompany Note and Assumption Agreement

In connection with the Business Combination, on May 8, 2024, Lions Gate Capital Holdings LLC, a Delaware limited liability company and subsidiary of Lions Gate Parent (“**LGCH**”), as lender, entered into an intercompany note and assumption agreement (the “Intercompany Note”) with Lions Gate Television Inc., a Delaware corporation and subsidiary of LG Studios (“**LGTV**”), as borrower and assuming party.

Pursuant to the Intercompany Note, LGTV will be able to borrow up to \$1,100 million from LGCH on a revolving basis. LGTV also assumed approximately \$399 million in term A loans and approximately \$819 million in term B loans thereunder. The Intercompany Note will, among other things, terminate in connection with a full separation of the Studio Business from the Starz Business as determined by Lions Gate Parent.

The foregoing summary does not purport to describe all of the terms of the Intercompany Note and Assumption Agreement and is qualified in its entirety by reference to the complete text of the Intercompany Note and Assumption Agreement, which is filed as Exhibit 10.13 to the Registration Statement.

Intercompany Revolver

In connection with the Business Combination, on May 13, 2024, LGAC International LLC, a Delaware limited liability company and subsidiary of LG Studios (“**LGAC International**”) and Lions Gate Capital Holdings 1, Inc., a Delaware corporation and subsidiary of Lions Gate Parent (“**LGCH1**”) entered into a revolving credit agreement (the “**Intercompany Revolver**”), pursuant to which LGAC International and LGCH1 agreed to make revolving loans to each other from time to time, provided that the net amount owing by one party to the other at any particular time may not exceed \$150,000,000. Amounts advanced by one party will be used to repay existing indebtedness owing to the other party thereunder, if any, such that at no time will amounts be owing in both directions. The net amount owing under the Intercompany Revolver, at any time, shall bear interest on the outstanding principal amount at a rate equal to adjusted term SOFR plus 1.75%. The Intercompany Revolver will, among other things, terminate in connection with a full separation of the entities.

The foregoing summary does not purport to describe all of the terms of the Intercompany Revolver and is qualified in its entirety by reference to the complete text of the Intercompany Revolver, which is filed as Exhibit 10.14 to the Registration Statement.

Investor Rights Agreement

On November 10, 2015, (i) Liberty Global Incorporated Limited, a limited company organized under the laws of the United Kingdom (or its successor, “**Liberty**”) and a wholly-owned subsidiary of Liberty Global Ltd., a Bermuda exempted company limited by shares (“**Liberty Global**”), agreed to purchase 5,000,000 of Lions Gate Parent’s then outstanding common shares from funds affiliated with MHR Fund Management, LLC (“**MHR Fund Management**”), and (ii) Discovery Lightning Investments Ltd., a limited company organized under the laws of the United Kingdom (“**Discovery Lightning**”) and a wholly-owned subsidiary of Warner Bros. Discovery, Inc. (“**Discovery**”) agreed to purchase 5,000,000 of Lions Gate Parent’s then outstanding common shares from funds affiliated with MHR Fund Management (collectively, the “**Purchases**”).

In connection with the Purchases, on November 10, 2015, Lions Gate Parent entered into an investor rights agreement with Liberty Global, Discovery, Liberty, Discovery Lightning and certain affiliates of MHR Fund Management (as amended from time to time, the “**LG Parent Investor Rights Agreement**”). The LG Parent Investor Rights Agreement provides that, among other things, (i) for so long as funds affiliated with MHR Fund Management beneficially own at least 10,000,000 of Lions Gate Parent’s then outstanding common shares in the aggregate, Lions Gate Parent will include three (3) designees of MHR Fund Management (at least one of whom will be an independent director and will be subject to LGEC Board approval) on its slate of director nominees for

Table of Contents

election at each future annual general and special meeting of Lions Gate Parent's shareholders and (ii) for so long as funds affiliated with MHR Fund Management beneficially own at least 5,000,000, but less than 10,000,000 of Lions Gate Parent's then outstanding common shares in the aggregate, Lions Gate Parent will include one designee of MHR Fund Management on its slate of director nominees for election at each future annual general and special meeting of Lions Gate Parent's shareholders.

In addition, the LG Parent Investor Rights Agreement provides that (i) for so long as Liberty and Discovery Lightning (together with certain of their affiliates) beneficially own at least 10,000,000 of Lions Gate Parent's then outstanding common shares in the aggregate, Lions Gate Parent's will include one designee of Liberty and one designee of Discovery Lightning on its slate of director nominees for election at each future annual general and special meeting of Lions Gate Parent's shareholders and (ii) for so long as Liberty and Discovery Lightning (together with certain of their affiliates) beneficially own at least 5,000,000, but less than 10,000,000 of Lions Gate Parent's then outstanding common shares in the aggregate, Lions Gate Parent will include one designee of Liberty and Discovery Lightning, collectively, on its slate of director nominees for election at each future annual general and special meeting of Lions Gate Parent's shareholders, selected by (a) Liberty, if Liberty individually exceeds such 5,000,000 common share threshold but Discovery Lightning does not, (b) Discovery Lightning, if Discovery Lightning individually exceeds such 5,000,000 common share threshold but Liberty does not and (c) Liberty and Discovery Lightning, jointly, if neither Liberty nor Discovery Lightning individually exceeds such 5,000,000 common share threshold.

In addition, under the Investor Rights Agreement, Lions Gate Parent agreed to provide Liberty, Discovery Lightning and MHR Fund Management with certain preemptive rights on shares that Lions Gate Parent may issue in the future for cash consideration.

In connection with the Business Combination, on the Closing Date, Pubco, Liberty, Liberty Global, Discovery, Discovery Lightning, MHR Fund Management, and funds affiliated with MHR Fund Management entered into an investor rights agreement (the "**Investor Rights Agreement**") that duplicates the provisions of the LG Parent Investor Rights Agreement described above with respect to Pubco, including board designation and preemptive rights. Under the Investor Rights Agreement, the initial designees to the Pubco Board of MHR Fund Management are Dr. Mark H. Rachesky, Emily Fine and John D. Harkey, Jr. The initial designee to the Pubco Board of Liberty Global is Michael T. Fries and the initial designee to the Pubco Board of Discovery is to be determined.

The foregoing summary does not purport to describe all of the terms of the LG Parent Investor Rights Agreement or the Investor Rights Agreement and is qualified in its entirety by reference to the complete text of the LG Parent Investor Rights Agreement, which was filed as Exhibit 10.1 to Lions Gate Parent's Current Report on Form 8-K, filed with the SEC on November 10, 2015, and the Investor Rights Agreement, which is filed as Exhibit 10.10 to the Registration Statement.

Voting and Standstill Agreement

Also in connection with the Purchases, on November 10, 2015, Lions Gate Parent entered into a voting and standstill agreement with Liberty Global, Liberty, Discovery Lightning, Discovery, Dr. John C. Malone, MHR Fund Management and certain affiliates of MHR Fund Management (as amended from time to time, the "**Voting and Standstill Agreement**"). Under the Voting and Standstill Agreement, Liberty and Discovery have agreed to vote, in any vote of Lions Gate Parent's shareholders on a merger, amalgamation, plan of arrangement, consolidation, business combination, third party tender offer, asset sale or other similar transaction involving Lions Gate Parent or any of its subsidiaries (and any proposal relating to the issuance of capital, increase in the authorized capital or amendment to any constitutional documents in connection with any of the foregoing), all of the common shares beneficially owned by them (together with certain of their affiliates) in excess of 18.5% of Lions Gate Parent's outstanding voting power in the aggregate in the same proportion as the votes cast by other shareholders.

[Table of Contents](#)

In addition, each of Liberty, Discovery and MHR Fund Management (together with certain of their affiliates) has agreed that as long as any of them have the right to nominate at least one representative to the board of directors of Lions Gate Parent, each of them will vote all of Lions Gate Parent's common shares owned by them (together with certain of their affiliates) in favor of each of the other's respective director nominees, subject to certain exceptions set forth in the Voting and Standstill Agreement.

Under the Voting and Standstill Agreement, Liberty and Discovery (together with certain of their affiliates) have also agreed that if they sell or transfer any of their common shares to a shareholder or group of shareholders that beneficially own 5% or more of Lions Gate Parent's common shares, or that would result in a person or group of persons beneficially owning 5% or more of Lions Gate Parent's common shares, any such transferee would have to agree to the Voting and Standstill Agreement, subject to certain exceptions set forth in the Voting and Standstill Agreement.

In connection with the Business Combination, on the Closing Date, Pubco, Liberty, Liberty Global, Discovery, Discovery Lightning, MHR Fund Management, and funds affiliated with MHR Fund Management entered into an amendment to the Voting and Standstill Agreement (the "Amendment to the Voting and Standstill Agreement") to add Pubco as a party thereto such that foregoing provisions of the Voting and Standstill Agreement apply to Pubco as if it were Lions Gate Parent. Additionally, under the Amendment to the Voting and Standstill Agreement, LGEC agreed to vote its Common Shares in favor of designees of Liberty Global, Discovery and MHR Fund Management to the Pubco Board.

The foregoing summary does not purport to describe all of the terms of the Voting and Standstill Agreement and is qualified in its entirety by reference to the complete text of the Voting and Standstill Agreement and previous amendment, which were previously filed as Exhibit 10.12 and Exhibit 10.12.1, respectively, to Form S-4/A, and to the complete text of the Amendment to the Voting and Standstill Agreement, which is filed as Exhibit 10.8 to the Registration Statement.

Ignite, LLC

In April 2004, a wholly-owned subsidiary of Lionsgate entered into agreements (as amended) with Ignite, LLC ("Ignite") for distribution rights to certain films. Mr. Burns owns a 65.45% interest in Ignite, and Mr. Simmons owns a 24.24% interest in Ignite. During the year ended March 31, 2024, \$0.3 million was paid to Ignite under these agreements (2023 - \$0.4 million).

Other Commercial Arrangements

Following the consummation of the Business Combination, Lions Gate Parent (or certain of its subsidiaries) and LG Studios (or certain of its subsidiaries) will continue to be parties to certain commercial agreements, which may include: (i) a master originals content licensing agreement that will license SVOD and pay television rights to Starz for certain LG Studios owned first-run original series for Starz's global footprint, and will include terms that are customary in the industry for arrangements of this nature (including license fees equal to a percentage of the approved budget and industry-standard holdbacks); (ii) a multiyear pay 1 television output arrangement, granting Starz an exclusive U.S. pay television/SVOD license for Lionsgate- or Summit-branded films theatrically released in the U.S., with industry-standard holdbacks and pricing based on each film's domestic box office performance; (iii) a production services agreement for LG Studios' production services for the physical production (including clearance and insurance) of certain scripted series developed and owned by Starz, under which Starz shall pay all approved production costs and pay LG Studios a negotiated industry-standard producer fee; and (iv) a distribution agreement authorizing LG Studios to globally sublicense on an exclusive basis off-platform linear, on-demand, and transactional rights to certain original series owned by Starz (subject to industry-standard holdbacks to preserve periods of exclusivity for Starz's platforms) for an industry-standard percentage of sales net distribution costs.

Pubco's Procedures for Approval of Related Persons Transactions

Pubco has established, and the Pubco Board has adopted, a written related persons transactions policy to monitor transactions, arrangements or relationships, including any indebtedness or guarantee of indebtedness, in which Pubco and any of the following have an interest: (i) any person who is or was an executive officer, director, or director nominee of Pubco at any time since the beginning of Pubco's last fiscal year; (ii) a person who is or was an immediate family member (as defined in the policy) of an executive officer, director, or director nominee at any time since the beginning of Pubco's last fiscal year; (iii) any person who, at the time of the occurrence or existence of the transaction, is greater than 5% beneficial owner of Pubco's common stock; (iv) any person who, at the time of the occurrence or existence of the transaction, is an immediate family member (as defined in the policy) of the greater than 5% beneficial owner of Pubco's common stock; or (v) any firm, corporation or other entity in which any of the foregoing persons is employed or is a partner or principal or in which such person has a 10% or greater beneficial ownership interest (which Pubco refers to herein as a "related person"). The policy will cover any transaction where the aggregate amount is expected to exceed \$120,000 in which a related person has a direct or indirect material interest.

Under this policy, reviews will be conducted by the Audit & Risk Committee of the Pubco Board, or, if it is not practicable to wait for the entire committee to consider the matter, the chair thereof. Pubco's Audit & Risk Committee will review the material facts and circumstances regarding a transaction and determine whether to approve, ratify, reject or rescind a related person transaction.

UNITED STATES FEDERAL INCOME TAX CONSIDERATIONS

The following discussion is a summary of material U.S. federal income tax considerations for U.S. Holders (as defined below) of the ownership and disposition of Offering Shares. This section applies only to U.S. Holders who are initial purchasers of Offering Shares pursuant to this offering and hold their Offering Shares as “capital assets” within the meaning of Section 1221 of the Code (generally, property held for investment).

This discussion is limited to U.S. federal income tax considerations and does not address any estate, gift or other U.S. federal non-income tax considerations or considerations arising under the tax laws of any U.S. state or local or non-U.S. jurisdiction. This discussion does not describe all of the U.S. federal income tax consequences that may be relevant to any particular investor in light of their particular circumstances, including the different consequences to investors that receive Pubco shares in connection with the Business Combination, considerations relating to the alternative minimum tax, the Medicare tax on certain investment income, the Foreign Account Tax Compliance Act of 2010 (including the Treasury Regulations promulgated thereunder and intergovernmental agreements entered into in connection therewith and any laws, regulations or practices adopted in connection with any such agreement) and the different consequences that may apply to investors subject to special rules under U.S. federal income tax law, such as:

- banks, financial institutions or financial services entities;
- mutual funds;
- broker-dealers;
- taxpayers that are subject to the mark-to-market accounting rules with respect to Offering Shares;
- tax-exempt entities;
- retirement plans, individual retirement accounts and other tax deferred accounts;
- governments or agencies or instrumentalities thereof;
- insurance companies;
- regulated investment companies or real estate investment trusts;
- partnerships (including entities or arrangements treated as partnerships for U.S. federal income tax purposes) or pass-through entities (including S Corporations), or persons that hold Offering Shares through such partnerships or pass-through entities;
- U.S. expatriates or former long-term residents of the United States;
- except as specifically provided below, persons that directly, indirectly or constructively own five percent (5%) or more (by vote or value) of Pubco’s shares;
- persons that acquire their Offering Shares pursuant to an exercise of employee share options, in connection with employee share incentive plans or otherwise as compensation;
- persons that hold their Offering Shares as part of a straddle, constructive sale, hedge, wash sale, conversion or other integrated or similar transaction;
- accrual method taxpayers that file applicable financial statements as described in Section 451(b) of the Code;
- persons whose functional currency is not the U.S. dollar;
- persons subject to any alternative minimum tax;
- grantor trusts; or
- “specified foreign corporations” (including “controlled foreign corporations”), “passive foreign investment companies,” expatriated entities subject to Section 7874 of the Code or corporations that accumulate earnings to avoid U.S. federal income tax.

If a partnership (or any entity or arrangement treated as a partnership for U.S. federal income tax purposes) or other pass-through entity holds Offering Shares, the tax treatment of such partnership or pass-through entity and a person treated as a partner, member or beneficial owner of such partnership or pass-through entity will generally depend on the status of such partner, member or beneficial owner, the activities of the partnership or pass-through entity and certain determinations made at the level of the partner, member or beneficial owner. Partnerships and other pass-through entities holding any Offering Shares and persons that are treated as partners, members or beneficial owners of such partnerships or pass-through entities should consult their tax advisors as to the particular U.S. federal income tax consequences to them of the ownership and disposition of Offering Shares.

This discussion is based on the Code, U.S. Treasury regulations promulgated thereunder, and judicial and administrative interpretations thereof, all as of the date hereof. All of the foregoing is subject to change or differing interpretation, which change or differing interpretation could apply retroactively and could affect the tax considerations described herein. Pubco has not sought, and does not intend to seek, any rulings from the IRS as to any U.S. federal income tax considerations described herein. Accordingly, there can be no assurance that the IRS will not take positions inconsistent with the considerations discussed below or that any such positions would not be sustained by a court.

THIS DISCUSSION IS ONLY A SUMMARY OF MATERIAL U.S. FEDERAL INCOME TAX CONSIDERATIONS ASSOCIATED WITH THE OWNERSHIP AND DISPOSITION OF OFFERING SHARES. EACH U.S. HOLDER SHOULD CONSULT ITS OWN TAX ADVISOR WITH RESPECT TO THE PARTICULAR TAX CONSEQUENCES TO SUCH U.S. HOLDER OF THE OWNERSHIP AND DISPOSITION OF OFFERING SHARES, INCLUDING THE APPLICABILITY AND EFFECTS OF U.S. FEDERAL, STATE AND LOCAL AND NON-U.S. TAX LAWS.

As used herein, a “U.S. Holder” is a beneficial owner of an Offering Share who or that is for U.S. federal income tax purposes:

- an individual who is a citizen or resident of the United States;
- a corporation that is created or organized in or under the laws of the United States or any state thereof or the District of Columbia;
- an estate whose income is subject to U.S. federal income tax regardless of its source; or
- a trust if (1) a U.S. court can exercise primary supervision over the administration of such trust and one or more “United States persons” (within the meaning of Section 7701(a)(30) of the Code) have the authority to control all substantial decisions of the trust or (2) it has a valid election in place to be treated as a United States person.

Distributions on Offering Shares

Subject to the PFIC rules discussed below under the section entitled “—*Passive Foreign Investment Company Considerations*,” the gross amount of any distribution on Offering Shares that is made out of Pubco’s current or accumulated earnings and profits (as determined for U.S. federal income tax purposes) generally will be taxable to a U.S. Holder as dividend income on the date such distribution is actually or constructively received. Any such dividends generally will not be eligible for the dividends received deduction allowed to U.S. corporations in respect of dividends received from other U.S. corporations. To the extent that the amount of the distribution exceeds Pubco’s current and accumulated earnings and profits (as determined under U.S. federal income tax principles), such excess amount will be treated first as a non-taxable return of capital to the extent of the U.S. Holder’s tax basis in its Offering Shares, and thereafter as capital gain recognized on a sale or exchange and treated as described below under “—*Sale, Exchange, Redemption or Other Taxable Disposition of Offering Shares*.” However, it is not expected that Pubco will maintain calculations of its earnings and profits in accordance with U.S. federal income tax principles. U.S. Holders should therefore assume that any distribution by Pubco with respect to Offering Shares will be reported as dividend income. U.S. Holders are urged to consult

[Table of Contents](#)

with their own tax advisors with respect to the appropriate U.S. federal income tax treatment of any distribution received from Pubco.

Subject to the PFIC rules discussed below under the section entitled “—*Passive Foreign Investment Company Considerations*,” dividends received by non-corporate U.S. Holders (including individuals) from a “qualified foreign corporation” may be eligible for reduced rates of taxation, provided that certain holding period requirements and other conditions are satisfied. For these purposes, a non-U.S. corporation will be treated as a qualified foreign corporation if it is eligible for the benefits of a comprehensive income tax treaty with the United States that meets certain requirements. U.S. Treasury guidance indicates that the U.S.-Canada income tax treaty satisfies such requirements for this purpose, and Pubco currently expects to be eligible for the benefits of the U.S.-Canada income tax treaty. A non-U.S. corporation is also treated as a qualified foreign corporation with respect to dividends it pays on shares that are readily tradable on an established securities market in the United States. U.S. Treasury guidance indicates that shares listed on Nasdaq (on which Offering Shares are expected to be) will be considered readily tradable on an established securities market in the United States. There can be no assurance that Pubco will be eligible for the benefits of the U.S.-Canada income tax treaty (or any other applicable comprehensive income tax treaty with the United States) or that Offering Shares will be considered readily tradable on an established securities market in the current or future years. Pubco will not constitute a qualified foreign corporation for purposes of these rules if it is a PFIC for the taxable year in which it pays a dividend or for the preceding taxable year. See below under the section entitled “—*Passive Foreign Investment Company Considerations*.”

Subject to certain conditions and limitations, non-refundable withholding taxes (at a rate not in excess of any applicable tax treaty rate), if any, on dividends paid by Pubco may be treated as foreign taxes eligible for credit against a U.S. Holder’s U.S. federal income tax liability under the U.S. foreign tax credit rules. The limitation on foreign taxes eligible for credit is calculated separately with respect to specific classes of income. The rules governing the U.S. foreign tax credit are complex. U.S. Holders should consult their tax advisors regarding the availability of the U.S. foreign tax credit under their particular circumstances.

The amount included in income as a result of any dividend paid in a non-U.S. currency will be the U.S. dollar amount calculated by reference to the exchange rate in effect on the date the dividend is includible in a U.S. Holder’s income, regardless of whether the payment is in fact converted into U.S. dollars at that time. A U.S. holder’s tax basis in the non-U.S. currency will equal the U.S. dollar amount included in income. Any gain or loss realized on a subsequent conversion or other disposition of the non-U.S. currency for a different U.S. dollar amount generally will be U.S. source ordinary income or loss.

Sale, Exchange, Redemption or Other Taxable Disposition of Offering Shares

Subject to the PFIC rules discussed below under the section entitled “—*Passive Foreign Investment Company Considerations*,” a U.S. Holder generally will recognize gain or loss on any sale, exchange, redemption or other taxable disposition of Offering Shares in an amount equal to the difference between (i) the sum of the amount of cash and the fair market value of any property received in the disposition and (ii) such U.S. Holder’s adjusted tax basis in such shares. Any such gain or loss generally will be capital gain or loss and will be long-term capital gain or loss if the U.S. Holder’s holding period in such shares exceeds one year at the time of the disposition. Long-term capital gains recognized by non-corporate U.S. Holders generally will be eligible to be taxed at reduced rates. The deductibility of capital losses is subject to limitations. Any gain or loss recognized on the sale, exchange, redemption or other taxable disposition of Offering Shares generally will be U.S.-source income or loss for purposes of computing the foreign tax credit allowable to a U.S. Holder.

Additional Reporting Requirements

Certain U.S. Holders holding specified foreign financial assets with an aggregate value in excess of the applicable dollar thresholds are required to report information to the IRS relating to such assets, subject to certain

[Table of Contents](#)

exceptions (including an exception for specified foreign financial assets held in accounts maintained by U.S. financial institutions), by attaching a completed IRS Form 8938 to their U.S. federal income tax returns, for each year in which they hold such assets. Offering Shares constitute specified foreign financial assets for these purposes. Substantial penalties apply to any failure to file IRS Form 8938, unless the failure is shown to be due to reasonable cause and not willful neglect. Also, in the event a U.S. Holder does not file IRS Form 8938 or fails to report a specified foreign financial asset that is required to be reported, the statute of limitations on the assessment and collection of U.S. federal income taxes of such U.S. Holder for the related taxable year may not close until three years after the date on which the required information is filed. U.S. Holders should consult their tax advisors regarding the effect, if any, of these rules on the ownership and disposition of Offering Shares.

Passive Foreign Investment Company Considerations

Adverse U.S. federal income tax rules apply to U.S. persons that hold, or are treated as holding, shares in a foreign (i.e., non-U.S.) corporation classified as a PFIC for U.S. federal income tax purposes.

Definition of a PFIC

A foreign (i.e., non-U.S.) corporation will be classified as a PFIC for U.S. federal income tax purposes if, after application of certain look-through rules, either (a) at least seventy five percent (75%) of its gross income in a taxable year is passive income as defined in relevant provisions of the Code or (b) at least fifty percent (50%) of its assets in a taxable year (generally determined based on fair market value and averaged quarterly over the year) are held for the production of, or produce, passive income. Passive income generally includes dividends, interest, rents and royalties (other than rents or royalties derived from the active conduct of a trade or business received from unrelated persons) and gains from the disposition of passive assets. The determination of whether a foreign corporation is a PFIC is made annually.

PFIC Status of Pubco

Because the timing of the Business Combination is uncertain and PFIC status is based on income, assets and activities for the entire taxable year and will be determined based on the assets and activities of the combined business, it is not possible to determine Pubco's PFIC status until after the close of the current taxable year. In addition, the determination of PFIC status is fundamentally factual in nature and depends on the application of complex U.S. federal income tax rules that are subject to differing interpretations. Accordingly, there can be no assurance that Pubco will not be treated as a PFIC under the income or asset test for the current taxable year or any future taxable year. In addition, the U.S. counsel to Pubco expresses no opinion with respect to the PFIC status of Pubco for any taxable year.

Although a PFIC determination is made annually, if Pubco is treated as a PFIC, such determination will generally apply for subsequent years to a U.S. Holder who held (or was deemed to hold) Pubco shares during any taxable year (or portion thereof) that it was a PFIC, whether or not Pubco is a PFIC in those subsequent years (unless the U.S. Holder makes a valid QEF Election or MTM Election (each as defined below) for Pubco's first taxable year as a PFIC in which the U.S. Holder held (or was deemed to hold) Pubco shares.

Excess Distribution Regime

If Pubco is a PFIC in any taxable year during which a U.S. Holder held (or is treated as holding) Offering Shares and a U.S. Holder has not made, does not make or is not eligible to make a QEF Election or an MTM Election with respect to its Offering Shares, the U.S. Holder will be subject to the default "excess distribution regime" under the PFIC rules with respect to (i) any gain realized on a sale or other disposition (including a pledge) of such Offering Shares and (ii) any "excess distribution" on the Offering Shares (generally, any distributions in excess of 125% of the average of the annual distributions on the Offering Shares during the preceding three

Table of Contents

taxable years or the U.S. Holder's holding period for the Offering Shares that preceded the taxable year of the distribution, whichever is shorter). Generally, under this excess distribution regime:

- the gain or excess distribution will be allocated ratably over the period during which the U.S. Holder held Offering Shares;
- the amount allocated to the U.S. Holder's taxable year in which the U.S. Holder recognized the gain or received the distribution and to any taxable year during the U.S. Holder's holding period before the first day of the first taxable year in which Pubco became a PFIC, will be treated as ordinary income; and
- the amount allocated to other prior taxable years (or portions thereof) not described in the preceding bullet and included in such U.S. Holder's holding period will be subject to the highest tax rate in effect for that taxable year for individuals or corporations, as applicable, and the interest charge generally applicable to underpayments of tax will be imposed on the resulting tax attributable to each such year.

The tax liability for amounts allocated to years prior to the year of disposition or excess distribution will be payable generally without regard to offsets from deductions, losses and expenses. In addition, gains (but not losses) realized on the sale of a U.S. Holder's Offering Shares cannot be treated as capital gains even if such securities are held as capital assets. Further, no portion of any distribution will be treated as qualified dividend income.

If Pubco is a PFIC and, at any time, has a foreign subsidiary that is classified as a PFIC, U.S. Holders generally would be deemed to own a portion of the shares of such lower-tier PFIC, and generally could incur liability for the deferred tax and interest charge under the excess distribution regime described above if Pubco receives a distribution from, or disposes of all or part of its interest in, the lower-tier PFIC or the U.S. Holders otherwise were deemed to have disposed of an interest in the lower-tier PFIC.

QEF Regime and Mark-to-Market Regime

The impact of the PFIC rules on a U.S. Holder of Offering Shares will depend on whether the U.S. Holder has made a timely and effective election to treat Pubco as a "qualified electing fund" under Section 1295 of the Code for the taxable year that is the first year in the U.S. Holder's holding period of Offering Shares during which Pubco is classified as a PFIC (a "**QEF Election**") or a MTM Election (as defined below). A QEF Election is effective for the taxable year for which the election is made and all subsequent taxable years and may not be revoked without the consent of the IRS. If a U.S. Holder makes a timely QEF Election with respect to its direct or indirect interest in a PFIC, the U.S. Holder will be required to include in income each year its allocable portion of the ordinary earnings and net capital gains of the PFIC as QEF income inclusions, even if amount is not distributed to the U.S. Holder. Thus, the U.S. Holder may be required to report taxable income as a result of QEF income inclusions without corresponding receipts of cash. U.S. Holders should not expect that they will receive cash distributions from Pubco sufficient to cover their respective U.S. tax liability with respect to such QEF income inclusions.

The timely QEF Election also allows the electing U.S. Holder to: (i) generally treat any gain recognized on the disposition of its shares of the PFIC as capital gain; (ii) treat its share of the PFIC's net capital gain, if any, as long-term capital gain instead of ordinary income; and (iii) either avoid interest charges resulting from PFIC status altogether, or make an annual election, subject to certain limitations, to defer payment of current taxes on its undistributed QEF income inclusions subject, however, to an interest charge on the deferred tax computed by using the statutory rate of interest applicable to an extension of time for payment of tax. In addition, net losses (if any) of a PFIC will not pass through to its shareholders and may not be carried back or forward in computing such PFIC's ordinary earnings and net capital gain in other taxable years. Consequently, a U.S. Holder of PFIC stock may over time be taxed on amounts that as an economic matter exceed the net profits of the PFIC.

An electing U.S. Holder's tax basis in its PFIC shares will be increased to reflect QEF income inclusions and will be decreased to reflect distributions of amounts previously included in income as QEF income inclusions. No

portion of the QEF income inclusions attributable to ordinary income will be treated as qualified dividend income. Amounts included as QEF income inclusions with respect to direct and indirect (i.e., lower-tier) PFICs generally will not be taxed again when distributed by such PFICs. A U.S. Holder may make and maintain a QEF Election with respect to its Offering Shares only if Pubco provides U.S. Holders on an annual basis with certain information, including a PFIC annual information statement. There is no assurance that Pubco will have timely knowledge of its status (or the status of any of its non-U.S. subsidiaries) as a PFIC in the future or of the required information to be provided or that Pubco will timely provide U.S. Holders with the required information on an annual basis to allow U.S. Holders to make and maintain a QEF Election with respect to Offering Shares (or with respect to any lower-tier PFICs) in the event Pubco is treated as a PFIC for any future taxable year. The failure to provide such information on an annual basis could prevent a U.S. Holder from making a QEF Election or result in the invalidation or termination of a U.S. Holder's prior QEF Election.

If a U.S. Holder makes a QEF Election with respect to its Offering Shares in a year after Pubco's first taxable year as a PFIC in which the U.S. Holder held (or was deemed to hold) Pubco shares, then notwithstanding such QEF Election, the excess distribution regime discussed above, adjusted to take into account the QEF income inclusions resulting from the QEF Election, will continue to apply with respect to such U.S. Holder's Offering Shares, unless the U.S. Holder makes a purging election under the PFIC rules. Under one type of purging election, the U.S. Holder will be deemed to have sold such Offering Shares at their fair market value and any gain recognized on such deemed sale will be treated as an excess distribution, taxed as described above. As a result of such purging election, the U.S. Holder will have additional basis (to the extent of any gain recognized on the deemed sale) and, solely for purposes of the PFIC rules, a new holding period in the Offering Shares. U.S. Holders are urged to consult their tax advisors as to the application of the rules governing purging elections to their particular circumstances.

Alternatively, a U.S. Holder may make an election to mark marketable shares in a PFIC to market on an annual basis (an "**MTM Election**"). PFIC shares generally are marketable if they are "regularly traded" on a national securities exchange that is registered with the SEC, such as Nasdaq. It is expected that Offering Shares will be listed on Nasdaq, but there can be no assurance that Offering Shares will continue to be so listed or that Offering Shares are or will be considered "regularly traded" for purposes of these rules. Pursuant to an MTM Election, a U.S. Holder of Offering Shares would include in each year as ordinary income the excess, if any, of the fair market value of such shares over its adjusted basis at the end of the taxable year. A U.S. Holder may treat as ordinary loss any excess of the adjusted basis of the Offering Shares over its fair market value at the end of the year, but only to the extent of the net amount previously included in income as a result of the election in prior years. A U.S. Holder's adjusted tax basis in the Offering Shares will be increased to reflect any amounts included in income, and decreased to reflect any amounts deducted, as a result of an MTM Election. Any gain recognized on a disposition of Offering Shares in a taxable year in which Pubco is a PFIC will be treated as ordinary income and any loss will be treated as ordinary loss (but only to the extent of the net amount of income previously included as a result of an MTM Election, and any loss in excess of such prior inclusions generally would be treated as capital loss). An MTM Election applies for the taxable year in which the election was made, and for each subsequent taxable year, unless the PFIC shares cease to be marketable or the IRS consents to the revocation of the election.

U.S. Holders should be aware that the Code and the U.S. Treasury regulations do not allow an MTM Election to be made with respect to stock of lower-tier PFICs that is non-marketable. U.S. Holders are urged to consult their own tax advisor to determine whether the MTM Election may be available to them and the consequences resulting from such election.

PFIC Reporting Requirements

A U.S. Holder that owns (or is deemed to own) shares in a PFIC during any taxable year of the U.S. Holder generally is required to file an IRS Form 8621 (whether or not a QEF Election or MTM Election is made) with such U.S. Holder's U.S. federal income tax return and provide such other information as the IRS may require.

[Table of Contents](#)

Failure to file IRS Form 8621 for each applicable taxable year may result in substantial penalties and result in the U.S. Holder's taxable years being open to audit by the IRS until such forms are properly filed.

THE RULES DEALING WITH PFICS ARE VERY COMPLEX AND ARE IMPACTED BY VARIOUS FACTORS IN ADDITION TO THOSE DESCRIBED ABOVE. ALL U.S. HOLDERS OF OFFERING SHARES ARE URGED TO CONSULT THEIR TAX ADVISORS REGARDING THE CONSEQUENCES TO THEM OF THE PFIC RULES, INCLUDING, WITHOUT LIMITATION, WHETHER A QEF ELECTION (OR A QEF ELECTION ALONG WITH A PURGING ELECTION), AN MTM ELECTION OR ANY OTHER ELECTION IS AVAILABLE, AND THE CONSEQUENCES TO THEM OF ANY SUCH ELECTION AND THE IMPACT OF ANY PROPOSED OR FINAL PFIC U.S. TREASURY REGULATIONS.

Information Reporting and Backup Withholding

Payments of dividends on Offering Shares and proceeds from a sale, exchange, redemption or other taxable disposition of Offering Shares that are made within the United States or through certain U.S.-related financial intermediaries may be subject to U.S. information reporting or backup withholding (currently at a rate of 24%), unless (i) the U.S. Holder is a corporation or other exempt recipient or (ii) in the case of backup withholding, the U.S. Holder provides a correct taxpayer identification number and certifies that it is not subject to backup withholding or otherwise establishes an exemption. Backup withholding is not an additional tax. The amount of any backup withholding from a payment to a U.S. Holder will be allowed as a credit against the U.S. Holder's U.S. federal income tax liability, and may entitle it to a refund, provided that the required information is timely furnished to the IRS. U.S. Holders should consult their tax advisors regarding the application of the U.S. information reporting and backup withholding rules to an investment in the Offering Shares.

THE FOREGOING DISCUSSION IS NOT A COMPREHENSIVE DISCUSSION OF ALL OF THE U.S. FEDERAL INCOME TAX CONSEQUENCES TO HOLDERS OF OFFERING SHARES. SUCH HOLDERS SHOULD CONSULT WITH THEIR OWN TAX ADVISORS TO DETERMINE THE SPECIFIC TAX CONSEQUENCES TO THEM OF OWNING AND DISPOSING OF OFFERING SHARES, INCLUDING THE APPLICABILITY AND EFFECT (AND ANY POTENTIAL FUTURE CHANGES THERETO) OF ANY U.S. FEDERAL, STATE OR LOCAL OR NON-U.S. TAX LAWS AND ANY INCOME TAX TREATIES.

PLAN OF DISTRIBUTION

This prospectus relates to the resale by the Selling Shareholders from time to time of up to 4,210,000 Pubco Common Shares, without par value, which were issued pursuant to the Subscription Agreements or the Business Combination Agreement in connection with, and as part of the consideration for, the Business Combination.

We will not receive any of the proceeds from the sale of the securities by the Selling Shareholders.

Once issued and upon effectiveness of the registration statement of which this prospectus forms a part, the securities beneficially owned by the Selling Shareholders covered by this prospectus may be offered and sold from time to time by the Selling Shareholders. The term "Selling Shareholders" includes donees, pledgees, transferees or other successors in interest selling securities received after the date of this prospectus from a Selling Shareholder as a gift, pledge, partnership distribution or other transfer. The Selling Shareholders will act independently of us in making decisions with respect to the timing, manner and size of each sale. Such sales may be made on one or more exchanges or in the over-the-counter market or otherwise, at prices and under terms then prevailing or at prices related to the then current market price or in negotiated transactions. Each Selling Shareholder reserves the right to accept and, together with its respective agents, to reject, any proposed purchase of securities to be made directly or through agents. The Selling Shareholders and any of their permitted transferees may sell their securities offered by this prospectus on any stock exchange, market or trading facility on which the securities are traded or in private transactions.

Subject to the limitations set forth in any applicable registration rights agreement, the Selling Shareholders may use any one or more of the following methods when selling the securities offered by this prospectus:

- purchases by a broker-dealer as principal and resale by such broker-dealer for its own account pursuant to this prospectus;
- ordinary brokerage transactions and transactions in which the broker solicits purchasers;
- block trades in which the broker-dealer so engaged will attempt to sell the securities as agent but may position and resell a portion of the block as principal to facilitate the transaction;
- an over-the-counter distribution in accordance with the rules of the applicable exchange;
- settlement of short sales entered into after the date of this prospectus;
- agreements with broker-dealers to sell a specified number of the securities at a stipulated price per share;
- in "at the market" offerings, as defined in Rule 415 under the Securities Act, at negotiated prices, at prices prevailing at the time of sale or at prices related to such prevailing market prices, including sales made directly on a national securities exchange or sales made through a market maker other than on an exchange or other similar offerings through sales agents;
- directly to purchasers, including through a specific bidding, auction or other process or in privately negotiated transactions;
- through the writing or settlement of options or other hedging transactions, whether through an options exchange or otherwise;
- through a combination of any of the above methods of sale; or
- any other method permitted pursuant to applicable law.

In addition, a Selling Shareholder that is an entity may elect to make a pro rata in-kind distribution of securities to its members, partners or stockholders pursuant to the registration statement of which this prospectus is a part by delivering a prospectus with a plan of distribution. Such members, partners or stockholders would thereby receive

[Table of Contents](#)

freely tradeable securities pursuant to the distribution through a registration statement. To the extent a distributee is an affiliate of ours (or to the extent otherwise required by law), we may file a prospectus supplement in order to permit the distributees to use the prospectus to resell the securities acquired in the distribution.

The Selling Shareholders also may transfer the securities in other circumstances, in which case the transferees, pledgees or other successors-in-interest will be the selling beneficial owners for purposes of this prospectus. Upon being notified by a Selling Shareholder that a donee, pledgee, transferee, other successor-in-interest intends to sell our securities, we will, to the extent required, promptly file a supplement to this prospectus to name specifically such person as a Selling Shareholder.

To the extent required, the Offering Shares to be sold, the names of the Selling Shareholders, the respective purchase prices and public offering prices, the names of any agents, dealer or underwriter, any applicable commissions or discounts with respect to a particular offer will be set forth in an accompanying prospectus supplement or, if appropriate, a post-effective amendment to the registration statement that includes this prospectus.

In connection with the sale of the Offering Shares, the Selling Shareholders may enter into hedging transactions with broker-dealers or other financial institutions, which may in turn engage in short sales of the Offering Shares in the course of hedging the positions they assume. The Selling Shareholders may also sell the Offering shares short and deliver these securities to close out their short positions, or loan or pledge the Offering Shares to broker-dealers that in turn may sell these shares. The Offering Shareholders may also enter into option or other transactions with broker-dealers or other financial institutions or the creation of one or more derivative securities which require the delivery to such broker-dealer or other financial institution of shares offered by this prospectus, which shares such broker-dealer or other financial institution may resell pursuant to this prospectus (as supplemented or amended to reflect such transaction).

In offering the securities covered by this prospectus, the Selling Shareholders and any underwriters, broker-dealers or agents who execute sales for the Selling Shareholders may be deemed to be “underwriters” within the meaning of the Securities Act in connection with such sales. Any discounts, commissions, concessions or profit they earn on any resale of those securities may be underwriting discounts and commissions under the Securities Act.

In order to comply with the securities laws of certain states, if applicable, the securities must be sold in such jurisdictions only through registered or licensed brokers or dealers. In addition, in certain states the securities may not be sold unless they have been registered or qualified for sale in the applicable state or an exemption from the registration or qualification requirement is available and is complied with.

We have advised the Selling Shareholders that the anti-manipulation rules of Regulation M under the Exchange Act may apply to sales of shares in the market and to the activities of the Selling Shareholders and their affiliates. In addition, to the extent applicable we will make copies of this prospectus (as it may be supplemented or amended from time to time) available to the Selling Shareholders for the purpose of satisfying the prospectus delivery requirements of the Securities Act. The Selling Shareholders may indemnify any broker-dealer that participates in transactions involving the sale of the shares against certain liabilities, including liabilities arising under the Securities Act.

LEGAL MATTERS

Dentons Canada LLP, Canadian counsel to Pubco, will pass upon the validity of the Pubco Common Shares issued in connection with the Business Combination and certain other legal matters related to this prospectus.

EXPERTS

The combined financial statements of Lionsgate Studios Corp. (formerly referred to as the Studio Business of Lions Gate Entertainment Corp.) at March 31, 2024 and 2023, and for each of the three years in the period ended March 31, 2024, appearing in this Prospectus and Registration Statement have been audited by Ernst & Young LLP, independent registered public accounting firm, as set forth in their report thereon appearing elsewhere herein, and are included in reliance upon such report given on the authority of such firm as experts in accounting and auditing.

The combined financial statements of the Entertainment One Film and Television Business, as of December 25, 2022 and December 26, 2021 and for the fiscal years ended December 25, 2022 and December 26, 2021, have been included in this prospectus, in reliance upon the report of KPMG LLP, independent auditors, appearing elsewhere herein, and upon the authority of such firm as experts in accounting and auditing.

Ernst & Young LLP, independent registered public accounting firm, is the auditor of Pubco following Closing.

WHERE YOU CAN FIND MORE INFORMATION

We have filed a registration statement on Form S-1, including exhibits, under the Securities Act of 1933, as amended, with respect to the common stock offered by this prospectus. This prospectus does not contain all of the information included in the registration statement. For further information pertaining to us and our securities, you should refer to the registration statement and our exhibits.

In addition, we file annual, quarterly and current reports, proxy statements and other information with the SEC. Our SEC filings are available to the public on a website maintained by the SEC located at www.sec.gov. We also maintain a website at www.lionsgatestudios.com. Through our website, we make available, free of charge, annual, quarterly and current reports, proxy statements and other information as soon as reasonably practicable after they are electronically filed with, or furnished to, the SEC. The information contained on, or that may be accessed through, our website is not part of, and is not incorporated into, this prospectus.

INDEX TO FINANCIAL STATEMENTS

*Studio Business of Lions Gate Entertainment Corp.***Audited Financial Statements**

	<u>Page</u>
Report of Ernst & Young LLP, Independent Registered Public Accounting Firm (PCAOB ID:42)	F-2
Combined Balance Sheets — March 31, 2024 and 2023	F-4
Combined Statements of Operations — Years Ended March 31, 2024, 2023 and 2022	F-5
Combined Statements of Comprehensive Income (Loss) — Years Ended March 31, 2024, 2023 and 2022	F-6
Combined Statements of Equity (Deficit) — Years Ended March 31, 2024, 2023 and 2022	F-7
Combined Statements of Cash Flows — Years Ended March 31, 2024, 2023 and 2022	F-8
Notes to Audited Combined Financial Statements	F-9

Unaudited Interim Financial Statements

Unaudited Condensed Consolidated Balance Sheets — June 30, 2024 and March 31, 2024	F-70
Unaudited Condensed Consolidated Statements of Operations — Three Months Ended June 30, 2024 and 2023	F-71
Unaudited Condensed Consolidated Statements of Comprehensive Income (Loss) — Three Months Ended June 30, 2024 and 2023	F-72
Unaudited Condensed Consolidated Statements of Equity (Deficit) — Three Months Ended June 30, 2024 and 2023	F-73
Unaudited Condensed Consolidated Statements of Cash Flows — Three Months Ended June 30, 2024 and 2023	F-74
Notes to Unaudited Condensed Consolidated Financial Statements	F-75

*Entertainment One Film and Television Business***Audited Financial Statements**

	<u>Page</u>
Independent Auditors' Report	F-119
Combined Balance Sheets as of December 25, 2022 and December 26, 2021	F-121
Combined Statements of Operations for the fiscal years ended December 25, 2022 and December 26, 2021	F-122
Combined Statements of Comprehensive Loss for the fiscal years ended December 25, 2022 and December 26, 2021	F-123
Combined Statements of Cash Flows for the fiscal years ended December 25, 2022 and December 26, 2021	F-124
Combined Statements of Parent Equity and Redeemable Non-Controlling Interests for the fiscal years ended December 25, 2022 and December 26, 2021	F-125
Notes to Combined Financial Statements	F-126

Unaudited Financial Statements

Condensed Combined Balance Sheets as of October 1, 2023 and December 25, 2022	F-152
Condensed Combined Statements of Operations for the nine months ended October 1, 2023 and September 25, 2022	F-153
Condensed Combined Statements of Comprehensive Loss for the nine months ended October 1, 2023 and September 25, 2022	F-154
Condensed Combined Statements of Cash Flows for the nine months ended October 1, 2023 and September 25, 2022	F-155
Condensed Combined Statements of Parent Equity and Redeemable Non-Controlling Interest for the nine months ended October 1, 2023 and September 25, 2022	F-156
Notes to Condensed Combined Financial Statements	F-157

REPORT OF INDEPENDENT REGISTERED PUBLIC ACCOUNTING FIRM

To the Shareholders and the Board of Directors of Lionsgate Studios Corp.

Opinion on the Financial Statements

We have audited the accompanying combined balance sheets of Lionsgate Studios Corp. (formerly referred to as the Studio Business of Lions Gate Entertainment Corp.) (the Company) as of March 31, 2024 and 2023, the related combined statements of operations, comprehensive income (loss), equity (deficit) and cash flows for each of the three years in the period ended March 31, 2024, and the related notes (collectively referred to as the “combined financial statements”). In our opinion, the combined financial statements present fairly, in all material respects, the financial position of the Company at March 31, 2024 and 2023, and the results of its operations and its cash flows for each of the three years in the period ended March 31, 2024, in conformity with U.S. generally accepted accounting principles.

Restatement of 2022 Financial Statements

As discussed in Note 1 to the combined financial statements, the 2022 combined financial statements have been restated to correct a misstatement.

Basis for Opinion

These financial statements are the responsibility of the Company’s management. Our responsibility is to express an opinion on the Company’s financial statements based on our audits. We are a public accounting firm registered with the Public Company Accounting Oversight Board (United States) (PCAOB) and are required to be independent with respect to the Company in accordance with the U.S. federal securities laws and the applicable rules and regulations of the Securities and Exchange Commission and the PCAOB.

We conducted our audits in accordance with the standards of the PCAOB. Those standards require that we plan and perform the audit to obtain reasonable assurance about whether the financial statements are free of material misstatement, whether due to error or fraud. The Company is not required to have, nor were we engaged to perform, an audit of its internal control over financial reporting. As part of our audits we are required to obtain an understanding of internal control over financial reporting but not for the purpose of expressing an opinion on the effectiveness of the Company’s internal control over financial reporting. Accordingly, we express no such opinion.

Our audits included performing procedures to assess the risks of material misstatement of the financial statements, whether due to error or fraud, and performing procedures that respond to those risks. Such procedures included examining, on a test basis, evidence regarding the amounts and disclosures in the financial statements. Our audits also included evaluating the accounting principles used and significant estimates made by management, as well as evaluating the overall presentation of the financial statements. We believe that our audits provide a reasonable basis for our opinion.

Critical Audit Matter

The critical audit matter communicated below is a matter arising from the current period audit of the financial statements that was communicated or required to be communicated to the audit committee and that: (1) relates to accounts or disclosures that are material to the financial statements and (2) involved our especially challenging, subjective or complex judgments. The communication of the critical audit matter does not alter in any way our opinion on the combined financial statements, taken as a whole, and we are not, by communicating the critical audit matter below, providing a separate opinion on the critical audit matter or on the accounts or disclosures to which it relates.

Pre-release Film Impairments

Description of the Matter

As disclosed in Note 1 to the combined financial statements, Investment in Films and Television Programs is stated at the lower of unamortized cost or estimated fair value. As disclosed in Note 3 to the combined financial statements, total impairment charges on investment in films and television programs related to theatrical films were \$34.6 million for the year ended March 31, 2024 and the unamortized balance related to completed and not released and in progress theatrical films was \$532.5 million at March 31, 2024.

Auditing the Company's impairment evaluation for theatrical films prior to release is challenging and subjective as the key assumptions in the analysis include estimates of future anticipated revenues and box office performance, which may differ from future actual results. These estimates are based in part on the historical performance of similar films, test audience results when available, information regarding competing film releases, and critic reviews.

How We Addressed the Matter in Our Audit

We obtained an understanding, evaluated the design and tested the operating effectiveness of controls over the Company's theatrical impairment review process. For example, we tested controls over management's review of unreleased theatrical films for indicators of impairment and management's determination of the significant assumptions mentioned above.

To test the assessment of unreleased theatrical films for impairment, our audit procedures included, among others, evaluating unreleased theatrical films for indicators of impairment and testing the completeness and accuracy of the underlying data as well as the significant assumptions mentioned above. For example, we assessed management's assumptions by comparing them to historical performance of comparable films and to current operating information, we evaluated test audience results when available, and we considered the historical accuracy of management's estimates. We also performed sensitivity analyses to evaluate the potential changes in the expected profitability of unreleased films resulting from reasonable changes in the assumptions.

/s/ Ernst & Young LLP

We have served as the Company's auditor since 2001.

Los Angeles, California

May 30, 2024, except for paragraphs twelve through eighteen of Note 1, as to which the date is October 15, 2024

**LIONSGATE STUDIOS CORP.
COMBINED BALANCE SHEETS**

	March 31, 2024	March 31, 2023
	(Amounts in millions)	
ASSETS		
Cash and cash equivalents	\$ 277.0	\$ 210.9
Accounts receivable, net	688.6	527.0
Due from Starz Business (Note 20)	33.4	157.6
Other current assets	373.1	256.5
Total current assets	1,372.1	1,152.0
Investment in films and television programs, net	1,929.0	1,786.7
Property and equipment, net	37.3	23.8
Investments	74.8	64.7
Intangible assets, net	25.7	26.9
Goodwill	811.2	795.6
Other assets	852.9	563.0
Total assets	<u>\$ 5,103.0</u>	<u>\$4,412.7</u>
LIABILITIES		
Accounts payable	\$ 246.7	\$ 251.1
Content related payables	41.4	26.6
Other accrued liabilities	282.4	215.4
Participations and residuals	647.8	524.4
Film related obligations	1,393.1	923.7
Debt - short term portion	860.3	41.4
Deferred revenue	170.6	126.2
Total current liabilities	3,642.3	2,108.8
Debt	923.0	1,202.2
Participations and residuals	435.1	329.6
Film related obligations	544.9	1,016.4
Other liabilities	452.5	120.9
Deferred revenue	118.4	52.0
Deferred tax liabilities	13.7	18.1
Total liabilities	6,129.9	4,848.0
Commitments and contingencies (Note 17)		
Redeemable noncontrolling interests	123.3	343.6
EQUITY (DEFICIT)		
Common shares, no par value, unlimited authorized, 253.4 shares issued (March 31, 2023- 253.4 shares issued)	—	—
Accumulated deficit	(1,249.1)	(881.9)
Accumulated other comprehensive income	96.7	101.5
Total parent equity (deficit)	(1,152.4)	(780.4)
Noncontrolling interests	2.2	1.5
Total equity (deficit)	<u>(1,150.2)</u>	<u>(778.9)</u>
Total liabilities, redeemable noncontrolling interest and equity (deficit)	<u>\$ 5,103.0</u>	<u>\$4,412.7</u>

See accompanying notes.

LIONSGATE STUDIOS CORP.
COMBINED STATEMENTS OF OPERATIONS

	Year Ended March 31,		
	2024	2023	2022
	(Amounts in millions)		
Revenues:			
Revenue	\$ 2,440.5	\$ 2,308.3	\$ 2,068.1
Revenue - Starz Business (Note 20)	545.9	775.5	648.2
Total revenues	<u>2,986.4</u>	<u>3,083.8</u>	<u>2,716.3</u>
Expenses:			
Direct operating	1,886.7	2,207.9	1,922.1
Distribution and marketing	462.3	304.2	315.2
General and administration	349.2	387.0	342.7
Depreciation and amortization	15.6	17.9	18.1
Restructuring and other	132.9	27.2	6.3
Total expenses	<u>2,846.7</u>	<u>2,944.2</u>	<u>2,604.4</u>
Operating income	139.7	139.6	111.9
Interest expense	(222.5)	(162.6)	(115.0)
Interest and other income	19.2	6.4	28.0
Other expense	(20.0)	(21.2)	(8.6)
Loss on extinguishment of debt	(1.3)	(1.3)	(3.4)
Gain on investments, net	3.5	44.0	1.3
Equity interests income (loss)	8.7	0.5	(3.0)
Income (loss) before income taxes	(72.7)	5.4	11.2
Income tax provision	(34.2)	(14.3)	(17.3)
Net loss	(106.9)	(8.9)	(6.1)
Less: Net loss attributable to noncontrolling interests	13.4	8.6	17.2
Net income (loss) attributable to Parent	<u>\$ (93.5)</u>	<u>\$ (0.3)</u>	<u>\$ 11.1</u>
Per share information attributable to Parent (Note 1):			
Basic net income (loss) per common share	<u>\$ (0.42)</u>	<u>\$ (0.00)</u>	<u>\$ 0.04</u>
Diluted net income (loss) per common share	<u>\$ (0.42)</u>	<u>\$ (0.00)</u>	<u>\$ 0.04</u>
Weighted average number of common shares outstanding (Note 1):			
Basic	253.4	253.4	253.4
Diluted	253.4	253.4	253.4

See accompanying notes.

LIONSGATE STUDIOS CORP.**COMBINED STATEMENTS OF COMPREHENSIVE INCOME (LOSS)**

	Year Ended March 31,		
	2024	2023	2022
	(Amounts in millions)		
Net loss	\$ (106.9)	\$ (8.9)	\$ (6.1)
Foreign currency translation adjustments, net of tax	(1.0)	(2.2)	(4.6)
Net unrealized gain (loss) on cash flow hedges, net of tax	(3.8)	93.5	117.2
Comprehensive income (loss)	(111.7)	82.4	106.5
Less: Comprehensive loss attributable to noncontrolling interests	13.4	8.6	17.2
Comprehensive income (loss) attributable to Parent	\$ (98.3)	\$ 91.0	\$ 123.7

See accompanying notes.

LIONSGATE STUDIOS CORP.
COMBINED STATEMENTS OF EQUITY (DEFICIT)

	Common Shares		Accumulated Deficit	Parent Net Investment	Accumulated Other Comprehensive Income (Loss)	Total Parent Equity (Deficit)	Non-controlling Interests (a)	Total Equity (Deficit)
	Number	Amount						
Balance at March 31, 2021	—	\$ —	\$ —	\$ (134.5)	\$ (102.4)	\$ (236.9)	\$ 1.6	\$ (235.3)
Retroactive application of recapitalization	253.4	—	(134.5)	134.5	—	—	—	—
Balance at March 31, 2021, after effect of recapitalization (Note 1)	253.4	—	(134.5)	—	(102.4)	(236.9)	1.6	(235.3)
Net income	—	—	11.1	—	—	11.1	0.5	11.6
Net transfers from Parent	—	—	(49.5)	—	—	(49.5)	—	(49.5)
Noncontrolling interests	—	—	—	—	—	—	(0.3)	(0.3)
Redeemable noncontrolling interests adjustment to redemption value	—	—	(98.6)	—	—	(98.6)	—	(98.6)
Other comprehensive income	—	—	—	—	112.6	112.6	—	112.6
Balance at March 31, 2022	253.4	—	\$ (271.5)	\$ —	\$ 10.2	\$ (261.3)	\$ 1.8	\$ (259.5)
Net income (loss)	—	—	(0.3)	—	—	(0.3)	0.6	0.3
Net transfers to Parent	—	—	(550.4)	—	—	(550.4)	—	(550.4)
Noncontrolling interests	—	—	—	—	—	—	(0.9)	(0.9)
Redeemable noncontrolling interests adjustment to redemption value	—	—	(59.7)	—	—	(59.7)	—	(59.7)
Other comprehensive income	—	—	—	—	91.3	91.3	—	91.3
Balance at March 31, 2023	253.4	—	\$ (881.9)	\$ —	\$ 101.5	\$ (780.4)	\$ 1.5	\$ (778.9)
Net income (loss)	—	—	(93.5)	—	—	(93.5)	1.5	(92.0)
Net transfers to Parent	—	—	(239.5)	—	—	(239.5)	—	(239.5)
Noncontrolling interests	—	—	—	—	—	—	(0.8)	(0.8)
Redeemable noncontrolling interests adjustment to redemption value	—	—	(34.2)	—	—	(34.2)	—	(34.2)
Other comprehensive loss	—	—	—	—	(4.8)	(4.8)	—	(4.8)
Balance at March 31, 2024	253.4	\$ —	\$ (1,249.1)	\$ —	\$ 96.7	\$ (1,152.4)	\$ 2.2	\$ (1,150.2)

(a) Excludes redeemable noncontrolling interests, which are reflected in temporary equity (see Note 11).

See accompanying notes.

LIONSGATE STUDIOS CORP.
COMBINED STATEMENTS OF CASH FLOWS

	Year Ended March 31,		
	2024	2023	2022 (As Restated)
	(Amounts in millions)		
Operating Activities:			
Net loss	\$ (106.9)	\$ (8.9)	\$ (6.1)
Adjustments to reconcile net loss to net cash provided by (used in) operating activities:			
Depreciation and amortization	15.6	17.9	18.1
Amortization of films and television programs	1,347.8	1,649.3	1,497.5
Non-cash charge from the modification of an equity award (see Note 11)	49.2	—	—
Content and other impairments	12.8	5.9	—
Amortization of debt financing costs and other non-cash interest	25.1	21.8	46.5
Non-cash share-based compensation	62.5	73.4	70.2
Other amortization	46.0	59.9	82.5
Loss on extinguishment of debt	1.3	1.3	3.4
Equity interests (income) loss	(8.7)	(0.5)	3.0
Gain on investments, net	(3.5)	(44.0)	(1.3)
Deferred income taxes	(4.4)	1.6	1.2
Changes in operating assets and liabilities:			
Proceeds from the termination of interest rate swaps	—	188.7	—
Accounts receivable, net	84.9	(136.7)	(33.0)
Investment in films and television programs, net	(1,120.5)	(1,568.4)	(1,750.1)
Other assets	16.5	(44.9)	(207.0)
Accounts payable and accrued liabilities	(48.8)	57.4	(40.6)
Participations and residuals	26.8	138.3	(73.4)
Content related payables	(24.5)	(10.7)	4.0
Deferred revenue	3.2	(24.5)	(4.8)
Due from Starz Business	114.5	(30.8)	(45.1)
Net Cash Flows Provided By (Used In) Operating Activities	488.9	346.1	(435.0)
Investing Activities:			
Purchase of eOne, net of cash acquired (see Note 2)	(331.1)	—	—
Proceeds from the sale of equity method and other investments	5.2	46.3	1.5
Investment in equity method investees and other	(13.3)	(17.5)	(14.0)
Distributions from equity method investees and other	0.8	1.9	7.2
Acquisition of assets (film library and related assets)	—	—	(161.4)
Increase in loans receivable	(3.7)	—	(4.3)
Purchases of accounts receivables held for collateral	(85.5)	(183.7)	(172.9)
Receipts of accounts receivables held for collateral	105.7	190.8	169.3
Capital expenditures	(9.9)	(6.5)	(6.1)
Net Cash Flows Provided By (Used In) Investing Activities	(331.8)	31.3	(180.7)
Financing Activities:			
Debt - borrowings, net of debt issuance and redemption costs	3,145.0	1,523.0	1,494.3
Debt - repurchases and repayments	(2,611.4)	(1,745.8)	(1,629.5)
Film related obligations - borrowings	1,820.8	1,584.7	1,083.0
Film related obligations - repayments	(1,942.9)	(956.5)	(272.6)
Settlement of financing component of interest rate swaps	—	(134.5)	(28.5)
Purchase of noncontrolling interest	(194.6)	(36.5)	—
Distributions to noncontrolling interest	(1.7)	(7.6)	(1.5)
Parent net investment	(290.1)	(621.3)	(119.7)
Net Cash Flows Provided By (Used In) Financing Activities	(74.9)	(394.5)	525.5
Net Change In Cash, Cash Equivalents and Restricted Cash	82.2	(17.1)	(90.2)
Foreign Exchange Effects on Cash, Cash Equivalents and Restricted Cash	0.8	(1.8)	(0.8)
Cash, Cash Equivalents and Restricted Cash - Beginning Of Period	251.4	270.3	361.3
Cash, Cash Equivalents and Restricted Cash - End Of Period	\$ 334.4	\$ 251.4	\$ 270.3

See accompanying notes.

LIONSGATE STUDIOS CORP.
NOTES TO AUDITED COMBINED FINANCIAL STATEMENTS

Capitalized terms defined in these Notes to the Audited Combined Financial Statements shall have the meanings ascribed to such terms and for the purposes set forth herein.

1. Description of Business, Basis of Presentation and Significant Accounting Policies

Description of Business

Lions Gate Entertainment Corp. (“Lionsgate,” or “Parent”) encompasses world-class motion picture and television studio operations (collectively referred to as the “Studio Business”) and the STARZ-branded premium global subscription platforms (the “Starz Business”) to bring a unique and varied portfolio of entertainment to consumers around the world. Lionsgate has historically had three reportable business segments: (1) Motion Picture, (2) Television Production and (3) Media Networks. The Studio Business is substantially reflected in the Lionsgate Motion Picture and Television Production segments. These financial statements reflect the combination of the assets, liabilities, operations and cash flows reflecting the Studio Business which is referred to in these combined financial statements as the “Studio Business” or the “Company”.

These combined financial statements of the Studio Business have been prepared on a carve-out basis and are derived from Lionsgate’s consolidated financial statements and accounting records. These combined financial statements reflect the Studio Business’s combined historical financial position, results of operations and cash flows as they were historically managed in accordance with United States (“U.S.”) generally accepted accounting principles (“GAAP”). The combined financial statements may not be indicative of the Studio Business’s future performance and do not necessarily reflect what the financial position, results of operations and cash flows would have been had the Studio Business operated as an independent, publicly traded company during the periods presented.

The Studio Business consists of the Motion Picture and Television Production reportable segments, together with substantially all of Lionsgate’s corporate general and administrative costs. Motion Picture consists of the development and production of feature films, acquisition of North American and worldwide distribution rights, North American theatrical, home entertainment and television distribution of feature films produced and acquired, and worldwide licensing of distribution rights to feature films produced and acquired. Television Production consists of the development, production and worldwide distribution of television productions including television series, television movies and mini-series, and non-fiction programming. Television Production includes the domestic and international licensing of Starz original productions to the Starz Business, and the ancillary market distribution of Starz original productions and licensed product. Additionally, the Television Production segment includes the results of operations of 3 Arts Entertainment, a talent management company.

Basis of Presentation

The Studio Business has historically operated as part of Lionsgate and not as a standalone company. The Studio Business’s combined financial statements, representing the historical assets, liabilities, operations and cash flows of the combination of the operations making up the worldwide Studio Business, have been derived from the separate historical accounting records maintained by Lionsgate, and are presented on a carve-out basis. These combined financial statements reflect the combined historical results of operations, financial position, comprehensive income (loss) and cash flows of the Studio Business for the periods presented as historically managed within Lionsgate through the use of a management approach in identifying the Studio Business’s operations. In using the management approach, considerations over how the business operates were utilized to identify historical operations that should be presented within the carve-out financial statements. This approach was taken due to the organizational structure of certain legal entities comprising the Studio Business.

[Table of Contents](#)

All revenues and costs as well as assets and liabilities directly associated with the business activity of the Studio Business are included in the accompanying combined financial statements. Revenues and costs associated with the Studio Business are specifically identifiable in the accounting records maintained by Lionsgate and primarily represent the revenue and costs used for the determination of segment profit of the Motion Picture and Television Production segments of Lionsgate. In addition, the Studio Business costs include an allocation of corporate general and administrative expense (inclusive of share-based compensation) which has been allocated to the Studio Business as further discussed below. Other costs excluded from the Motion Picture and Television Production segment profit but relating to the Studio Business are generally specifically identifiable as costs of the Studio Business in the accounting records of Lionsgate and are included in the accompanying combined financial statements.

Lionsgate utilizes a centralized approach to cash management. Cash generated by the Studio Business is managed by Lionsgate's centralized treasury function and cash is routinely transferred to the Company or to the Starz Business to fund operating activities when needed. Cash and cash equivalents of the Studio Business are reflected in the combined balance sheets. Payables to and receivables from Lionsgate, primarily related to the Starz Business, are often settled through movement to the intercompany accounts between Lionsgate, the Starz Business and the Studio Business. Other than certain specific balances related to unsettled payables or receivables, the intercompany balances between the Studio Business and Lionsgate have been accounted for as parent net investment, which has been recast to accumulated deficit as described under *Recapitalization* below. See Note 20 for further details.

The Studio Business is the primary borrower of certain corporate indebtedness (the revolving credit facility, term loan A and term loan B, together referred to as the "Senior Credit Facilities") of Lionsgate. The Senior Credit Facilities are generally used as a method of financing Lionsgate's operations in totality and are not specifically identifiable to the Studio Business or the Starz Business. It is not practical to determine what the capital structure would have been historically for the Studio Business or the Starz Business as standalone companies. A portion of Lionsgate's corporate debt, Lionsgate's 5.500% senior notes due April 15, 2029 (the "Senior Notes") and related interest expense are not reflected in the Studio Business's combined financial statements. The Studio Business remains a guarantor under the Senior Notes indenture agreement. See Note 7 for further details.

Additional indebtedness directly related to the Studio Business, including production loans, borrowings under the Production Tax Credit Facility, IP Credit Facility, and Backlog Facility (each as defined below) and other obligations, are reflected in the Studio Business combined financial statements. See Note 8 for further details.

Lionsgate's corporate general and administrative functions and costs have historically provided oversight over both the Starz Business and the Studio Business. These functions and costs include, but are not limited to, salaries and wages for certain executives and other corporate officers related to executive oversight, investor relations costs, costs for the maintenance of corporate facilities, and other common administrative support functions, including corporate accounting, finance and financial reporting, audit and tax costs, corporate and other legal support functions, and certain information technology and human resources expense. Accordingly, the audited financial statements of the Studio Business, include allocations of certain general and administrative expenses (inclusive of share-based compensation) from Lionsgate related to these corporate and shared service functions historically provided by Lionsgate. These expenses have been allocated to the Company on the basis of direct usage when identifiable, with the remainder allocated on a pro rata basis of consolidated Lionsgate revenue, payroll expense or other measures considered to be a reasonable reflection of the historical utilization levels of these services. Accordingly, the Studio Business financial statements may not necessarily be indicative of the conditions that would have existed or the results of operations if the Company had been operated as an unaffiliated entity, and may not be indicative of the expenses that the Company will incur in the future.

The Company also pays certain costs on behalf of the Starz Business such as certain rent expense, employee benefits, insurance and other administrative operating costs which are reflected as expenses of the Starz

[Table of Contents](#)

Business. The Starz Business also pays certain costs on behalf of the Company such as legal expenses, software development costs and severance which are reflected as expenses of the Studio Business. The settlement of reimbursable expenses between the Studio Business and the Starz Business have been accounted for as parent net investment. See *Recapitalization* below and Note 20 for further detail of parent net investment included in these combined financial statements.

Management believes the assumptions underlying these combined financial statements, including the assumptions regarding the allocation of general and administrative expenses from Lionsgate to the Studio Business, are reasonable. However, the allocations may not include all of the actual expenses that would have been incurred by the Studio Business and may not reflect its combined results of operations, financial position and cash flows had it been a standalone company during the periods presented. It is not practicable to estimate actual costs that would have been incurred had the Studio Business been a standalone company and operated as an unaffiliated entity during the periods presented. Actual costs that might have been incurred had the Studio Business been a standalone company would depend on a number of factors, including the organizational structure, what corporate functions the Studio Business might have performed directly or outsourced, and strategic decisions the Company might have made in areas such as executive management, legal and other professional services, and certain corporate overhead functions. See Note 20 for further detail of the allocations included in these combined financial statements.

Recapitalization

On May 13, 2024, Lionsgate consummated the transactions contemplated by that certain business combination agreement (the “Business Combination Agreement”), with Screaming Eagle Acquisition Corp., a Cayman Islands exempted company (“SEAC”), SEAC II Corp., a Cayman Islands exempted company and a wholly-owned subsidiary of SEAC (“New SEAC”), LG Sirius Holdings ULC, a British Columbia unlimited liability company and a wholly-owned subsidiary of Lionsgate (“Studio HoldCo”), LG Orion Holdings ULC, a British Columbia unlimited liability company and wholly-owned subsidiary of Lionsgate (“StudioCo”), and other affiliates of SEAC. Pursuant to the terms and conditions of the Business Combination Agreement, the Studio Business was combined with SEAC through a series of transactions, including an amalgamation of StudioCo and New SEAC under a Canadian plan of arrangement (the “Business Combination”). In connection with the closing of the Business Combination, New SEAC changed its name to “Lionsgate Studios Corp.” and continues the existing business operations of the Studio Business of Lionsgate. The Company became a separate publicly traded company and its common shares, without par value (“LG Studios Common Shares”), commenced trading on Nasdaq under the symbol “LION” on May 14, 2024.

In connection with and prior to the Business Combination, Lionsgate and StudioCo entered into a separation agreement pursuant to which the assets and liabilities of the Studio Business were transferred to StudioCo such that StudioCo held, directly or indirectly, all of the assets and liabilities of the Studio Business (the “Separation”).

The Business Combination was accounted for as a reverse recapitalization in accordance with U.S GAAP. Under this method of accounting, SEAC is treated as the acquired company and the Studio Business is treated as the acquirer for financial reporting purposes. Accordingly, for accounting purposes, following the Business Combination, the financial statements of Lionsgate Studios will represent a continuation of the financial statements of the Studio Business, with the Business Combination treated as the equivalent of the Studio Business issuing LG Studios Common Shares for the historical net assets of SEAC, substantially consisting of cash held in the trust account, accompanied by a recapitalization of the Studio Business equity. The historical net assets were stated at fair value, which approximated historical cost, with no goodwill or other intangible assets recorded. Operations prior to the Business Combination are those of the Studio Business.

To conform to the retroactive application of the reverse recapitalization, in all periods prior to the Business Combination, parent net investment transactions have been recast to accumulated deficit in the combined balance sheets and the combined statements of equity.

[Table of Contents](#)

The shares and net income (loss) per common share, in all periods prior to the Business Combination, are based on the 253.4 million shares issued to Lionsgate at the closing of the Business Combination. See *Net Income (Loss) Per Share* below for further information.

Restatement of Statement of Cash Flows for the year ended March 31, 2022

The Company is restating its combined statement of cash flows for the fiscal year ended March 31, 2022 to correct a mathematical error in the previously issued financial statements. The following presents a reconciliation of the impacted financial statement line items as previously reported to the restated amounts for the year ended March 31, 2022 in order to correct the error:

	As Previously Reported	Restatement Adjustment	As Restated
		(Amounts in millions)	
Net Cash Flows Provided by Financing Activities	\$ 644.2	\$ (118.7)	\$ 525.5
Net Change In Cash, Cash Equivalents and Restricted Cash	\$ 28.5	\$ (118.7)	\$ (90.2)
Cash, Cash Equivalents and Restricted Cash - End Of Period	\$ 389.0	\$ (118.7)	\$ 270.3

There was no impact as a result of correcting this previous mathematical error on the combined balance sheets as of March 31, 2024 and 2023, the combined statements of operations for the three years in the period ended March 31, 2024, or on the combined statements of cash flow for the years ended March 31, 2024 and 2023.

Generally Accepted Accounting Principles

These combined financial statements have been prepared in accordance with U.S. GAAP.

Principles of Consolidation

The accompanying combined financial statements of the Company have been derived from the consolidated financial statements and accounting records of Lionsgate and reflect certain allocations from Lionsgate as further discussed above.

All significant intercompany balances and transactions within the Company have been eliminated in these combined financial statements.

Use of Estimates

The preparation of financial statements in conformity with U.S. GAAP requires management to make estimates and assumptions that affect the reported amounts of assets and liabilities and disclosure of contingent assets and liabilities at the date of the financial statements, and the reported amounts of revenue and expenses during the reporting period. The most significant estimates made by management in the preparation of the financial statements relate to ultimate revenue and costs used for the amortization of investment in films and television programs; estimates related to the revenue recognition of sales or usage-based royalties; fair value of equity-based compensation; the allocations of costs to the Company for certain corporate and shared service functions in preparing the combined financial statements on a carve-out basis; fair value of assets and liabilities for allocation of the purchase price of companies acquired; income taxes including the assessment of valuation allowances for deferred tax assets; accruals for contingent liabilities; impairment assessments for investment in films and television programs, property and equipment, equity investments and goodwill. Actual results could differ from such estimates.

Reclassifications

Certain amounts presented in prior years have been reclassified to conform to the current year's presentation.

Significant Accounting Policies

Revenue Recognition

The Company's Motion Picture and Television Production segments generate revenue principally from the licensing of content in domestic theatrical exhibition, home entertainment (e.g., digital media and packaged media), television, and international market places.

Revenue is recognized upon transfer of control of promised services or goods to customers in an amount that reflects the consideration the Company expects to receive in exchange for those services or goods. Revenues do not include taxes collected from customers on behalf of taxing authorities such as sales tax and value-added tax.

Revenue also includes licensing of motion pictures and television programming (including Starz original productions) to the Starz Business. See Note 20 for further details.

Licensing Arrangements. The Company's content licensing arrangements include fixed fee and minimum guarantee arrangements, and sales or usage based royalties.

Fixed Fee or Minimum Guarantees: The Company's fixed fee or minimum guarantee licensing arrangements may, in some cases, include multiple titles, multiple license periods (windows) with a substantive period in between the windows, rights to exploitation in different media, or rights to exploitation in multiple territories, which may be considered distinct performance obligations. When these performance obligations are considered distinct, the fixed fee or minimum guarantee in the arrangement is allocated to the title, window, media right or territory as applicable, based on estimates of relative standalone selling prices. The amounts related to each performance obligation (i.e., title, window, media or territory) are recognized when the content has been delivered, and the window for the exploitation right in that territory has begun, which is the point in time at which the customer is able to begin to use and benefit from the content.

Sales or Usage Based Royalties: Sales or usage based royalties represent amounts due to the Company based on the "sale" or "usage" of the Company's content by the customer, and revenues are recognized at the later of when the subsequent sale or usage occurs, or the performance obligation to which some or all the sales or usage-based royalty has been allocated and has been satisfied (or partially satisfied). Generally, when the Company licenses completed content with standalone functionality (such as a movie, or television show), its performance obligation will be satisfied prior to the sale or usage. When the Company licenses intellectual property that does not have stand-alone functionality (e.g., brands, themes, logos, etc.), its performance obligation is generally satisfied in the same period as the sale or usage. The actual amounts due to the Company under these arrangements are generally not reported to the Company until after the close of the reporting period. The Company records revenue under these arrangements for the amounts due and not yet reported to the Company based on estimates of the sales or usage of these customers and pursuant to the terms of the contracts. Such estimates are based on information from the Company's customers, historical experience with similar titles in that market or territory, the performance of the title in other markets, and/or data available in the industry.

Revenues by Market or Product Line. The following describes the revenues generated by market or product line. Theatrical revenues are included in the Motion Picture segment; home entertainment, television, international and other revenues are applicable to both the Motion Picture and Television Production segments.

- **Theatrical.** Theatrical revenues are derived from the domestic theatrical release of motion pictures licensed to theatrical exhibitors on a picture-by-picture basis (distributed by the Company directly in

the United States and through a sub-distributor in Canada). Revenue from the theatrical release of feature films are treated as sales or usage-based royalties, are recognized as revenue starting at the exhibition date and are based on the Company's participation in box office receipts of the theatrical exhibitor.

- **Home Entertainment.** Home entertainment consists of Digital Media and Packaged Media.
 - **Digital Media.** Digital media includes digital transaction revenue sharing arrangements (pay-per-view and video-on-demand platforms, electronic sell through ("EST"), and digital rental) and licenses of content to digital platforms for a fixed fee.

Digital Transaction Revenue Sharing Arrangements: Primarily represents revenue sharing arrangements with certain digital media platforms which generally provide that, in exchange for a nominal or no upfront sales price, the Company shares in the rental or sales revenues generated by the platform on a title-by-title basis. These digital media platforms generate revenue from rental and EST arrangements, such as download-to-own, download-to-rent, and video-on-demand. These revenue sharing arrangements are recognized as sales or usage-based royalties based on the performance of these platforms and pursuant to the terms of the contract, as discussed above.

Licenses of Content to Digital Platforms: Primarily represents the licensing of content to subscription-video-on-demand ("SVOD") or other digital platforms for a fixed fee. As discussed above, revenues are recognized when the content has been delivered and the window for the exploitation right in that territory has begun.
 - **Packaged Media.** Packaged media revenues represent the sale of motion pictures and television shows (produced or acquired) on physical discs (DVD's, Blu-ray, 4K Ultra HD, referred to as "Packaged Media") in the retail market. Revenues are recognized, net of an allowance for estimated returns and other allowances, on the later of receipt by the customer or "street date" (when it is available for sale by the customer).
- **Television.** Television revenues are derived from the licensing to domestic markets (linear pay, basic cable, free television markets, syndication) of motion pictures (including theatrical productions and acquired films) and scripted and unscripted television series, television movies, mini-series, and non-fiction programming. Television revenues include fixed fee arrangements as well as arrangements in which the Company earns advertising revenue from the exploitation of certain content on television networks. Television also includes revenue from licenses to SVOD platforms in which the initial license of a television series is to an SVOD platform or the traditional pay window for a motion picture is licensed to an SVOD platform. Revenues associated with a title, right, or window from television licensing arrangements are recognized when the feature film or television program is delivered (on an episodic basis for television product) and the window for the exploitation right has begun.
- **International.** International revenues are derived from (1) licensing of the Company's productions, acquired films, catalog product and libraries of acquired titles to international distributors, on a territory-by-territory basis; (2) the direct distribution of the Company's productions, acquired films, and the Company's catalog product and libraries of acquired titles in the United Kingdom; and (3) licensing to international markets of scripted and unscripted series, television movies, mini-series and non-fiction programming. License fees and minimum guarantee amounts associated with title, window, media or territory, are recognized when access to the feature film or television program has been granted or delivery has occurred, as required under the contract, and the right to exploit the feature film or television program in that window, media or territory has commenced. Revenues are also generated from sales or usage based royalties received from international distributors based on their distribution performance pursuant to the terms of the contracts after the recoupment of certain costs in some cases, and the initial minimum guarantee, if any, and are recognized when the sale by the Company's customer generating a royalty due to the Company has occurred.

[Table of Contents](#)

- **Other.** Other revenues are derived from the licensing of the Company's film and television and related content (games, music, location-based entertainment royalties, etc.) to other ancillary markets and from commissions and executive producer fees earned related to talent management.

Revenues from the licensing of film and television content and the sales and licensing of music are recognized when the content has been delivered and the license period has begun, as discussed above. Revenues from the licensing of symbolic intellectual property (i.e., licenses of motion pictures or television characters, brands, storylines, themes or logos) is recognized over the corresponding license term. Commissions are recognized as such services are provided.

Deferred Revenue. Deferred revenue relates primarily to customer cash advances or deposits received prior to when the Company satisfies the corresponding performance obligation.

Deferred revenue also relates to customer payments are made in advance of when the Company fulfills its performance obligation and recognizes revenue. This primarily occurs under television production contracts, in which payments may be received as the production progresses, international motion picture contracts, where a portion of the payments are received prior to the completion of the movie and prior to license rights start dates, and pay television contracts with multiple windows with a portion of the revenues deferred until the subsequent exploitation windows commence. These arrangements do not contain significant financing components because the reason for the payment structure is not for the provision of financing to the Company, but rather to mitigate the Company's risk of customer non-performance and incentivize the customer to exploit the Company's content.

See Note 12 for further information.

Accounts Receivable. Payment terms vary by location and type of customer and the nature of the licensing arrangement. However, other than certain multi-year license arrangements; payments are generally due within 60 days after revenue is recognized. For certain multi-year licensing arrangements, primarily in the television, digital media, and international markets, payments may be due over a longer period. When the Company expects the period between fulfillment of its performance obligation and the receipt of payment to be greater than a year, a significant financing component is present. In these cases, such payments are discounted to present value based on a discount rate reflective of a separate financing transaction between the customer and the Company, at contract inception. The significant financing component is recorded as a reduction to revenue and accounts receivable initially, with such accounts receivable discount amortized to interest income over the period to receipt of payment. The Company does not assess contracts with deferred payments for significant financing components if, at contract inception, the Company expects the period between fulfillment of the performance obligation and subsequent payment to be one year or less.

Cash and Cash Equivalents

Cash and cash equivalents consist of cash deposits at financial institutions and investments in money market mutual funds.

Restricted Cash

At March 31, 2024, the Company had restricted cash of \$57.4 million primarily representing amounts related to required cash reserves for interest payments associated with the Production Tax Credit Facility, IP Credit Facility and Backlog Facility (March 31, 2023- \$40.5 million). Restricted cash is included within "other current assets" and "other non-current assets" on the combined balance sheets (see Note 19).

Investment in Films and Television Programs

General. Investment in films and television programs includes the unamortized costs of films and television programs, which are monetized individually (i.e., through domestic theatrical, home entertainment, television, international or other ancillary-market distribution).

Table of Contents

Recording Cost. Costs of acquiring and producing films and television programs and of acquired libraries are capitalized when incurred. For films and television programs produced by the Company, capitalized costs include all direct production and financing costs, capitalized interest and production overhead. For the years ended March 31, 2024, 2023 and 2022, total capitalized interest was \$21.0 million, \$28.1 million and \$12.8 million, respectively. For acquired films and television programs, capitalized costs consist of minimum guarantee payments to acquire the distribution rights.

Amortization. Costs of acquiring and producing films and television programs and of acquired libraries that are monetized individually are amortized using the individual-film-forecast method, whereby these costs are amortized and participations and residuals costs are accrued in the proportion that current year's revenue bears to management's estimate of ultimate revenue at the beginning of the current year expected to be recognized from the exploitation, exhibition or sale of the films or television programs.

Ultimate Revenue. Ultimate revenue includes estimates over a period not to exceed ten years following the date of initial release of the motion picture. For an episodic television series, the period over which ultimate revenues are estimated cannot exceed ten years following the date of delivery of the first episode, or, if still in production, five years from the date of delivery of the most recent episode, if later. For titles included in acquired libraries, ultimate revenue includes estimates over a period not to exceed twenty years following the date of acquisition.

Development. Films and television programs in development include costs of acquiring film rights to books, stage plays or original screenplays and costs to adapt such projects. Such costs are capitalized and, upon commencement of production, are transferred to production costs. Projects in development are written off at the earlier of the date they are determined not to be recoverable or when abandoned, or three years from the date of the initial investment unless the fair value of the project exceeds its carrying cost.

Impairment Assessment. An individual film or television program is evaluated for impairment when an event or change in circumstances indicates that the fair value of an individual film is less than its unamortized cost.

The fair value is determined based on a discounted cash flow analysis of the cash flows directly attributable to the title. To the extent the unamortized costs exceed the fair value, an impairment charge is recorded for the excess.

The discounted cash flow analysis includes cash flows estimates of ultimate revenue and costs as well as a discount rate (a Level 3 fair value measurement, see Note 10). The discount rate utilized in the discounted cash flow analysis is based on the weighted average cost of capital of the Company plus a risk premium representing the risk associated with producing a particular film or television program. Estimates of future revenue involve measurement uncertainty and it is therefore possible that reductions in the carrying value of investment in films and television programs may be required as a consequence of changes in management's future revenue estimates.

Property and Equipment, net

Property and equipment is carried at cost less accumulated depreciation. Depreciation is provided for on a straight line basis over the following useful lives:

Computer equipment and software	3 - 5 years
Furniture and equipment	3 - 5 years
Leasehold improvements	Lease term or the useful life, whichever is shorter
Land	Not depreciated

The Company periodically reviews and evaluates the recoverability of property and equipment. Where applicable, estimates of net future cash flows, on an undiscounted basis, are calculated based on future revenue

[Table of Contents](#)

estimates. If appropriate and where deemed necessary, a reduction in the carrying amount is recorded based on the difference between the carrying amount and the fair value based on discounted cash flows.

Leases

The Company determines if an arrangement is a lease at its inception. The expected term of the lease used for computing the lease liability and right-of-use (“ROU”) asset and determining the classification of the lease as operating or financing may include options to extend or terminate the lease when it is reasonably certain that the Company will exercise that option. The Company also elected to not separate lease components from non-lease components across all lease categories. Instead, each separate lease component and non-lease component are accounted for as a single lease component.

Operating Leases. Operating lease ROU assets, representing the Company’s right to use the underlying asset for the lease term, are included in the “Other assets - non-current” line item in the Company’s combined balance sheets. Operating lease liabilities, representing the present value of the Company’s obligation to make payments over the lease term, are included in the “Other accrued liabilities” and “Other liabilities - non-current” line items in the Company’s combined balance sheets. The Company has entered into various short-term operating leases which have an initial term of 12 months or less. These short-term leases are not recorded on the Company’s combined balance sheets. Lease expense for operating leases is recognized on a straight-line basis over the lease term.

The present value of the lease payments is calculated using a rate implicit in the lease, when readily determinable. However, as most of the Company’s leases do not provide an implicit rate, the Company uses its incremental borrowing rate to determine the present value of the lease payments for the majority of its leases.

Variable lease payments that are based on an index or rate are included in the measurement of ROU assets and lease liabilities at lease inception. All other variable lease payments are expensed as incurred and are not included in the measurement of ROU assets and lease liabilities.

The Company did not have any finance leases during the years ended March 31, 2024 and 2023.

Investments

Investments include investments accounted for under the equity method of accounting, and equity investments with and without readily determinable fair value.

Equity Method Investments: The Company uses the equity method of accounting for investments in companies in which it has a minority equity interest and the ability to exert significant influence over operating decisions of the companies. Significant influence is generally presumed to exist when the Company owns between 20% and 50% of the voting interests in the investee, holds substantial management rights or holds an interest of less than 20% in an investee that is a limited liability partnership or limited liability corporation that is treated as a flow-through entity.

Under the equity method of accounting, the Company’s share of the investee’s earnings (losses) are included in the “equity interests income (loss)” line item in the combined statements of operations. The Company records its share of the net income or loss of most equity method investments on a one quarter lag and, accordingly, during the years ended March 31, 2024, 2023 and 2022, the Company recorded its share of the income or loss generated by these entities for the years ended December 31, 2023, 2022 and 2021, respectively.

Dividends and other distributions from equity method investees are recorded as a reduction of the Company’s investment. Distributions received up to the Company’s interest in the investee’s retained earnings are considered returns on investments and are classified within cash flows from operating activities in the

[Table of Contents](#)

combined statements of cash flows. Distributions from equity method investments in excess of the Company's interest in the investee's retained earnings are considered returns of investments and are classified within cash flows provided by investing activities in the combined statements of cash flows.

Other Equity Investments: Investments in nonconsolidated affiliates in which the Company owns less than 20% of the voting common stock, or does not exercise significant influence over operating and financial policies, are recorded at fair value using quoted market prices if the investment has a readily determinable fair value. If an equity investment's fair value is not readily determinable, the Company will recognize it at cost less any impairment, adjusted for observable price changes in orderly transactions in the investees' securities that are identical or similar to the Company's investments in the investee. The unrealized gains and losses and the adjustments related to the observable price changes are recognized in net income (loss).

Impairments of Investments: The Company regularly reviews its investments for impairment, including when the carrying value of an investment exceeds its market value. If the Company determines that an investment has sustained an other-than-temporary decline in its value, the investment is written down to its fair value by a charge to earnings. Factors that are considered by the Company in determining whether an other-than-temporary decline in value has occurred include (i) the market value of the security in relation to its cost basis, (ii) the financial condition of the investee, and (iii) the Company's intent and ability to retain the investment for a sufficient period of time to allow for recovery in the market value of the investment.

For investments accounted for using the equity method of accounting or equity investments without a readily determinable fair value, the Company evaluates information available (e.g., budgets, business plans, financial statements, etc.) in addition to quoted market prices, if any, in determining whether an other-than-temporary decline in value exists. Factors indicative of an other-than-temporary decline include recurring operating losses, credit defaults and subsequent rounds of financing at an amount below the cost basis of the Company's investment.

Finite-Lived Intangible Assets

Identifiable intangible assets with finite lives are amortized to depreciation and amortization expense over their estimated useful lives, ranging from 5 to 15 years.

Amortizable intangible assets are tested for impairment whenever events or changes in circumstances (triggering events) indicate that the carrying amount of the asset may not be recoverable. If a triggering event has occurred, an impairment analysis is required. The impairment test first requires a comparison of undiscounted future cash flows expected to be generated over the remaining useful life of an asset to the carrying value of the asset. The impairment test is performed at the lowest level of cash flows associated with the asset. If the carrying value of the asset exceeds the undiscounted future cash flows, the asset would not be deemed to be recoverable. Impairment would then be measured as the excess of the asset's carrying value over its fair value, which would generally be estimated based on a discounted cash flow ("DCF") model.

The Company monitors its finite-lived intangible assets and changes in the underlying circumstances each reporting period for indicators of possible impairments or a change in the useful life or method of amortization of its finite-lived intangible assets. No such triggering events were identified during the years ended March 31, 2024 and 2023.

Goodwill

At March 31, 2024, the carrying value of goodwill was \$811.2 million. Goodwill is allocated to the Company's reporting units, which are its operating segments or one level below its operating segments (component level). Reporting units are determined by the discrete financial information available for the component and whether that information is regularly reviewed by segment management. Components are

aggregated into a single reporting unit if they share similar economic characteristics. The Company's reporting units for purposes of goodwill impairment testing during the years ended March 31, 2024, 2023 and 2022 were Motion Picture, and the Television and Talent Management businesses, both of which are part of the Television Production segment.

Goodwill is not amortized, but is reviewed for impairment each fiscal year or between the annual tests if an event occurs or circumstances change that indicates it is more-likely-than-not that the fair value of a reporting unit is less than its carrying value. The Company performs its annual impairment test as of January 1 in each fiscal year. A goodwill impairment loss would be recognized for the amount that the carrying amount of a reporting unit, including goodwill, exceeds its fair value. An entity may perform a qualitative assessment of the likelihood of the existence of a goodwill impairment. The qualitative assessment is an evaluation, based on all identified events and circumstances which impact the fair value of the reporting unit, of whether or not it is more likely than not that the fair value is less than the carrying value of the reporting unit. If the Company believes that as a result of its qualitative assessment it is more likely than not that the fair value of a reporting unit is greater than its carrying amount, a quantitative impairment test is not required but may be performed at the option of the Company.

A quantitative assessment requires determining the fair value of the Company's reporting units. The determination of the fair value of each reporting unit utilizes DCF analyses and market-based valuation methodologies, which represent Level 3 fair value measurements. Fair value determinations require considerable judgment and requires assumptions and estimates of many factors, including revenue and market growth, operating margins and cash flows, market multiples and discount rates, and are sensitive to changes in these underlying assumptions and factors.

Goodwill Impairment Assessments:

Fiscal 2024. For the Company's annual goodwill impairment test for fiscal 2024, the Company performed qualitative goodwill impairment assessments for all reporting units (Motion Picture, and our Television and Talent Management businesses, both of which are part of our Television Production segment). Our qualitative assessment considered the recent performance of these reporting units, and updated forecasts of performance and cash flows, as well as the current micro and macroeconomic environments in relation to the current and expected performance of these reporting units, and industry considerations, and determined that since the date of the most recent quantitative assessment performed over these reporting units, there were no events or circumstances that rise to a level that would more-likely-than-not reduce the fair value of those reporting units below their carrying values; therefore, a quantitative goodwill impairment analysis was not required for these reporting units. See Note 6 for further information.

Fiscal 2023. In the second quarter of fiscal 2023, the Company updated its quantitative impairment assessment for all of its reporting units using a combination of DCF analyses and market-based valuation methodologies to estimate the fair value of the Company's reporting units and determined that the fair value of its reporting units exceeded the carrying values for all of its reporting units.

For the Company's annual goodwill impairment test for fiscal 2023, the Company performed a qualitative goodwill impairment assessment for all of its reporting units. The Company's qualitative assessment considered the increase in the market price of the Company's common shares from September 30, 2022, the recent performance of the Company's reporting units, and updated forecasts of performance and cash flows, as well as the continuing micro and macroeconomic environment, and industry considerations, and determined that since the quantitative assessment performed in the quarter ended September 30, 2022, there were no events or circumstances that rise to a level that would more likely than not reduce the fair value of those reporting units below their carrying values; therefore, a quantitative goodwill impairment analysis was not required.

Management will continue to monitor all of its reporting units for changes in the business environment that could impact the recoverability of goodwill in future periods. The recoverability of goodwill is dependent upon

the continued growth of revenue and cash flows from the Company's business activities. Examples of events or circumstances that could result in changes to the underlying key assumptions and judgments used in the Company's goodwill impairment tests, and ultimately impact the estimated fair value of the Company's reporting units may include the global economy; consumer consumption levels of the Company's content; adverse macroeconomic conditions related to higher inflation and interest rates and currency rate fluctuations, and the impact on the global economy from wars, terrorism and multiple international conflicts, and future bank failures; volatility in the equity and debt markets which could result in higher weighted-average cost of capital; capital market transactions; the duration and potential impact of strikes of unions, on our ability to produce, acquire and distribute our content; the commercial success of the Company's television programming and motion pictures; the Company's continual contractual relationships with its customers; and changes in consumer behavior. While historical performance and current expectations have resulted in fair values of the Company's reporting units in excess of carrying values, if the Company's assumptions are not realized, it is possible that an impairment charge may need to be recorded in the future.

Prints, Advertising and Marketing Expenses

The costs of prints, advertising and marketing expenses are expensed as incurred.

Advertising expenses for the year ended March 31, 2024 were \$347.8 million (2023 — \$203.4 million, 2022—\$201.6 million) which were recorded as distribution and marketing expenses in the accompanying combined statements of operations.

Income Taxes

The Company's results have historically been included in the consolidated U.S. federal income tax return and U.S. state income tax filings of Lionsgate. The Company has computed its provision for income taxes on a separate return basis in these combined financial statements. The separate return method applies the accounting guidance for income taxes to the stand-alone financial statements as if the Company was a separate taxpayer and a stand-alone enterprise for the periods presented. The calculation of income taxes for the Company on a separate return basis requires judgment and use of both estimates and allocations. However, as discussed above in Note 1, the combined historical results of the Studio Business are presented on a managed basis rather than a legal entity basis, with certain deductions and other items that are included in the consolidated financial statements of Lionsgate, but not included in the combined financial statements of the Studio Business.

Income taxes are accounted for using an asset and liability approach for financial accounting and reporting for income taxes and recognition and measurement of deferred assets are based upon the likelihood of realization of tax benefits in future years. Under this method, deferred taxes are provided for the net tax effects of temporary differences between the carrying amounts of assets and liabilities for financial reporting purposes and the amounts used for income tax purposes. Valuation allowances are established when management determines that it is more likely than not that some portion or all of the net deferred tax asset, on a jurisdiction-by-jurisdiction basis, will not be realized. The financial effect of changes in tax laws or rates is accounted for in the period of enactment.

From time to time, the Company engages in transactions in which the tax consequences may be subject to uncertainty and judgment is required in assessing and estimating the tax consequences of these transactions. In determining the Company's tax provision for financial reporting purposes, the Company establishes a reserve for uncertain tax positions unless such positions are determined to be more likely than not of being sustained upon examination, based on their technical merits. The Company's policy is to recognize interest and/or penalties related to income tax matters in income tax expense.

Government Assistance

The Company has access to government programs that are designed to promote film and television production and distribution in certain foreign countries. The Company also has access to similar programs in certain states within the U.S. that are designed to promote film and television production in those states.

Tax credits earned with respect to expenditures on qualifying film and television productions are recorded as a reduction to investment in films and television programs when the qualifying expenditures have been incurred provided that there is reasonable assurance that the credits will be realized (see Note 3 and Note 19).

Foreign Currency Translation

Monetary assets and liabilities denominated in currencies other than the functional currency are translated at exchange rates in effect at the balance sheet date. Resulting unrealized and realized gains and losses are included in the combined statements of operations.

Foreign company assets and liabilities in foreign currencies are translated into U.S. dollars at the exchange rate in effect at the balance sheet date. Foreign company revenue and expense items are translated at the average rate of exchange for the fiscal year. Gains or losses arising on the translation of the accounts of foreign companies are included in accumulated other comprehensive income or loss, a separate component of equity.

Derivative Instruments and Hedging Activities

Derivative financial instruments are used by the Company in the management of its foreign currency and interest rate exposures. The Company's policy is not to use derivative financial instruments for trading or speculative purposes.

The Company uses derivative financial instruments to hedge its exposures to foreign currency exchange rate and interest rate risks. All derivative financial instruments are recorded at fair value in the combined balance sheets (see Note 10). The effective changes in fair values of derivatives designated as cash flow hedges are recorded in accumulated other comprehensive income or loss and included in unrealized gains (losses) on cash flow hedges until the underlying hedged item is recognized in earnings. The effective changes in the fair values of derivatives designated as cash flow hedges are reclassified from accumulated other comprehensive income or loss to net income or net loss when the underlying hedged item is recognized in earnings. If the derivative is not designated as a hedge, changes in the fair value of the derivative are recognized in earnings. See Note 18 for further discussion of the Company's derivative financial instruments.

Parent Net Investment

Parent net investment represents Lionsgate's historical investment in the Company, the accumulated net earnings (losses) after taxes and the net effect of settled transactions with and allocations from Lionsgate. All transactions reflected in parent net investment by Lionsgate have been considered as financing activities for purposes of the combined statements of cash flows. To conform to the retroactive application of the reverse recapitalization as described above, transactions historically presented as parent net investment have been recast to accumulated deficit in the combined balance sheets and the combined statements of equity.

Share-Based Compensation

Certain Company employees participate in the share-based compensation plans sponsored by Lionsgate. Lionsgate share-based compensation awards granted to employees of the Company consist of stock options, restricted share units and share appreciation rights. As such, the awards to Company employees are reflected in accumulated deficit (as recast from parent net investment in connection with the reverse recapitalization, see

[Table of Contents](#)

Recapitalization above) within the combined statements of equity (deficit) at the time they are expensed. The combined statements of operations also include an allocation of Lionsgate corporate and shared employee share-based compensation expenses.

The Company measures the cost of employee services received in exchange for an award of equity instruments based on the grant date fair value of the award. The fair value is recognized in earnings over the period during which an employee is required to provide service. See Note 13 for further discussion of the Company's share-based compensation.

Transfers of Financial Assets

The Company enters into arrangements to sell certain financial assets (i.e., monetize its trade accounts receivables). For a transfer of financial assets to be considered a sale, the asset must be legally isolated from the Company and the purchaser must have control of the asset. Determining whether all the requirements have been met includes an evaluation of legal considerations, the extent of the Company's continuing involvement with the assets transferred and any other relevant considerations. When the true sales criteria are met, the Company derecognizes the carrying value of the financial asset transferred and recognizes a net gain or loss on the sale. The proceeds from these arrangements with third party purchasers are reflected as cash provided by operating activities in the combined statements of cash flows. If the sales criteria are not met, the transfer is considered a secured borrowing and the financial asset remains on the combined balance sheets with proceeds from the sale recognized as debt and recorded as cash flows from financing activities in the combined statements of cash flows. See Note 19 for discussion of the Company's accounts receivable monetization.

Net Income (Loss) Per Share

Basic net income (loss) per share is calculated based on the weighted average common shares outstanding for the period. Basic and diluted net income (loss) per share for the years ended March 31, 2024, 2023 and 2022 is presented below:

	Year Ending March 31,		
	2024	2023	2022
	(Amounts in millions, except per share amounts)		
Basic and Diluted Net Income (Loss) per Common Share:			
Numerator:			
Net income (loss) attributable to Parent	\$ (93.5)	\$ (0.3)	\$ 11.1
Accretion of redeemable noncontrolling interest	(11.9)	—	—
Net income (loss) attributable to Parent after accretion of redeemable noncontrolling interest	<u>\$ (105.4)</u>	<u>\$ (0.3)</u>	<u>\$ 11.1</u>
Denominator:			
Weighted average common shares outstanding	<u>253.4</u>	<u>253.4</u>	<u>253.4</u>
Basic and diluted net loss per common share	<u>\$ (0.42)</u>	<u>\$ (0.00)</u>	<u>\$ 0.04</u>

Basic net income (loss) per share and diluted net income (loss) per share was calculated based on the 253.4 million shares issued to Lionsgate at the closing of the Business Combination.

For the years ended March 31, 2024, 2023 and 2022, there were no outstanding common shares issuable.

Recent Accounting Pronouncements

Segment Reporting: In November 2023, the Financial Accounting Standards Board (“FASB”) issued guidance which expands public entities’ segment disclosures by requiring disclosure of significant segment expenses that are regularly provided to the chief operating decision maker and included within each reported measure of segment profit or loss, an amount and description of its composition for other segment items, and interim disclosures of a reportable segment’s profit or loss and assets. This guidance is effective for fiscal years beginning after December 15, 2023, and interim periods within fiscal years beginning after December 15, 2024, and therefore will be effective beginning with the Company’s financial statements issued for the fiscal year ending March 31, 2025 and subsequent interim periods, with early adoption permitted. The Company is currently evaluating the impact of adopting this guidance on its combined financial statements and disclosures.

Income Taxes: In December 2023, the FASB issued guidance which expands income tax disclosures by requiring public business entities, on an annual basis, to disclose specific categories in the rate reconciliation and provide additional information for reconciling items that meet a quantitative threshold. Additionally, this guidance requires all entities disaggregate disclosures on the amount of income taxes paid (net of refunds received), income or loss from continuing operations before income tax expense (or benefit) and income tax expense (or benefit) from continuing operations. This guidance is effective for fiscal years beginning after December 15, 2024, and therefore will be effective beginning with the Company’s financial statements issued for the fiscal year ending March 31, 2026, with early adoption permitted. The Company is currently evaluating the impact of adopting this guidance on its combined financial statements and disclosures.

2. Acquisition

eOne Acquisition

On December 27, 2023, Lionsgate and its subsidiaries, Lions Gate Entertainment Inc., a Delaware corporation (“LGEI”), and Lions Gate International Motion Pictures S.à.r.l., a Luxembourg société à responsabilité limitée (“LGIMP” and, with the Company and LGEI, collectively the “Buyers”), completed the previously announced acquisition of all of the issued and outstanding equity interests of the companies constituting the Entertainment One television and film (“eOne”) business from Hasbro, Inc., a Rhode Island corporation (“Hasbro”), pursuant to that certain Equity Purchase Agreement (the “Purchase Agreement”) dated August 3, 2023. The aggregate cash purchase price was approximately \$385.1 million, inclusive of certain purchase price adjustments, including for cash, debt, and working capital. The preliminary purchase price is subject to further adjustments based on the final determination of the purchase price adjustments. The acquisition of eOne, a film and television production and distribution company, builds the Company’s film and television library, strengthens the Company’s scripted and unscripted television business, and continues to expand the Company’s presence in Canada and the U.K.

The acquisition was accounted for under the acquisition method of accounting, with the financial results of eOne included in the Company’s combined results from December 27, 2023. Revenues and loss before income taxes from eOne for the period from December 27, 2023 through March 31, 2024 amounted to approximately \$113.8 million and \$4.9 million, respectively. The Company incurred approximately \$9.4 million of acquisition-related costs that were expensed in restructuring and other during the fiscal year ended March 31, 2024.

Allocation of Purchase Consideration. The Company has made a preliminary estimate of the allocation of the preliminary purchase price of eOne to the tangible and intangible assets acquired and liabilities assumed based on their estimated fair value. The Company is still evaluating the fair value of film and television programs and libraries, projects in development, intangible assets, participations and residuals liabilities, and income taxes, in addition to ensuring all other assets and liabilities have been identified and recorded. The Company has estimated the preliminary fair value of assets acquired and liabilities assumed based on information currently available and will continue to adjust those estimates as additional information pertaining to events or circumstances present at December 27, 2023 becomes available and final appraisals and analysis are completed.

[Table of Contents](#)

The Company will reflect measurement period adjustments, in the period in which the adjustments occur, and the Company will finalize its accounting for the acquisition within one year from December 27, 2023 (see Note 6 for measurement period adjustments recorded through March 31, 2024). A change in the fair value of the net assets may change the amount recognized to goodwill. If the final fair value estimates and tax adjustments related to the net assets acquired decrease from their preliminary estimates, the amount of goodwill will increase and if the final fair value estimates and tax adjustments related to the net assets acquired increase from their preliminary estimates, the amount of goodwill will decrease and may result in a gain on purchase. In addition, the final fair value estimates related to the net assets acquired could impact the amount of amortization expense recorded associated with amounts allocated to film and television programs and other intangible assets. The preliminary goodwill amount is reflected in the table below, and arises from the opportunity for strengthening our global distribution infrastructure and enhanced positioning for motion picture and television projects and selling opportunities. The goodwill will not be amortized for financial reporting purposes, and will not be deductible for federal tax purposes. The fair value measurements were primarily based on significant inputs that are not observable in the market, such as discounted cash flow (DCF) analyses, and thus represent Level 3 fair value measurements.

The preliminary allocation of the purchase price to the assets acquired and liabilities assumed, and a reconciliation to total consideration transferred is presented in the table below:

	(Amounts in millions)
Cash and cash equivalents	\$ 54.1
Accounts receivable	298.8
Investment in films and television programs	371.8
Property and equipment	14.0
Intangible assets	4.0
Other assets ⁽¹⁾	168.2
Accounts payable and accrued liabilities	(67.8)
Content related payable	(35.4)
Participations and residuals ⁽¹⁾	(201.9)
Film related obligations ⁽¹⁾	(105.8)
Other liabilities and deferred revenue ⁽¹⁾	(130.5)
Preliminary fair value of net assets acquired	369.5
Goodwill	15.6
Preliminary purchase price consideration	\$ 385.1

(1) Includes current and non-current amounts.

Investment in films and television programs includes the preliminary fair value of completed films and television programs which have been produced by eOne or for which eOne has acquired distribution rights, as well as the preliminary fair value of films and television programs in production, pre-production and development. For investment in films and television programs, the fair value was preliminarily estimated based on forecasted cash flows discounted to present value at a rate commensurate with the risk of the assets. Titles that were released less than three years prior to the acquisition date (December 27, 2023) were valued individually and will be amortized using the individual film forecast method, based on the ratio of current period revenues to management's estimated remaining total gross revenues to be earned ("ultimate revenue"). Titles released more than three years prior to the acquisition date were valued as part of a library and will be amortized on a straight-line basis over the estimated useful life of 5 years to 10 years.

The intangible assets acquired include trade names with a weighted average estimated useful life of 5 years. The fair value of the trade names was preliminarily estimated based on the present value of the hypothetical cost savings that could be realized by the owner of the trade names as a result of not having to pay a stream of royalty

[Table of Contents](#)

payments to another party. These cost savings were calculated based on a DCF analysis of the hypothetical royalty payment that a licensee would be required to pay in exchange for use of the trade names, reduced by the tax effect realized by the licensee on the royalty payments.

Other preliminary fair value adjustments were made to property and equipment and right-of-use lease assets to reflect the fair value of certain assets upon acquisition.

Deferred taxes, net of any required valuation allowance, were preliminarily adjusted to record the deferred tax impact of acquisition accounting adjustments primarily related to amounts allocated to film and television programs, other intangible assets, and certain property and equipment, right-of-use lease assets, and other liabilities.

The fair value of eOne's cash and cash equivalents, accounts receivable, accounts payable and accrued liabilities, participations and residuals, film related obligations and other liabilities were estimated to approximate their book values.

Pro Forma Statement of Operations Information. The following unaudited pro forma condensed combined statement of operations information presented below illustrates the results of operations of the Company as if the acquisition of eOne as described above occurred on April 1, 2022. The unaudited pro forma condensed combined financial information is presented for informational purposes and is not indicative of the results of operations that would have been achieved if the acquisition had occurred on April 1, 2022, nor is it indicative of future results. The statement of operations information below includes (i) the statement of operations of eOne for the nine months ended December 27, 2023 combined with the Company's statement of operations for the fiscal year ended March 31, 2024 (which includes the operations of eOne since the December 27, 2023 acquisition date), and (ii) the statement of operations of eOne for the fiscal year ended December 25, 2022 combined with the Company's statement of operations for the fiscal year ended March 31, 2023.

	Year Ended March 31,	
	2024	2023
	(Amounts in millions)	
Revenues	\$3,380.0	\$3,911.6
Net income (loss) attributable Parent	\$ (376.5)	\$ 63.4

The unaudited pro forma condensed combined financial information includes, where applicable, adjustments for (i) reductions in amortization expense from the fair value adjustments to investment in films and television programs, (ii) reduction in amortization expense related to acquired intangible assets, (iii) reduction in depreciation expense from the fair value of property and equipment, (iv) transaction costs and other one-time non-recurring costs (v) increase in interest expense resulting from financing the acquisition with borrowings under the Company's revolving credit facility, (vi) elimination of intercompany activity between eOne and the Company, and (vii) associated tax-related impacts of adjustments. These pro forma adjustments are based on available information as of the date hereof and upon assumptions that the Company believes are reasonable to reflect the impact of the acquisition of eOne on the Company's historical financial information on a supplemental pro forma basis. The unaudited pro forma condensed combined statement of operations information does not include adjustments related to integration activities, operating efficiencies or cost savings. In addition, the unaudited pro forma condensed combined financial information for the year ended March 31, 2024 includes an impairment of goodwill and trade name of \$296.2 million which was reflected in the statement of operations of eOne for the nine months ended December 27, 2023.

The results of operations of eOne were reflected beginning December 27, 2023, in the Motion Picture and Television Production reportable segments of the Company.

Spyglass. On July 15, 2021, the Company purchased approximately 200 feature film titles (the "Spyglass Library") from Spyglass Media Group, LLC ("Spyglass"). The Company also formed a strategic content

[Table of Contents](#)

partnership through an investment of a minority preferred equity interest in Spyglass. The purchase price, including acquisition costs, of the Spyglass Library and preferred equity interest was \$191.4 million, of which \$171.4 million was paid at closing, \$10.0 million was paid in July 2022, and the remaining \$10.0 million was paid in July 2023. The Spyglass Library was accounted for as an asset acquisition and is included in investment in film and television programs on the Company's combined balance sheet. The equity interest was accounted for as an equity-method investment (see Note 5).

3. Investment in Films and Television Programs

The predominant monetization strategy for all of the Company's investments in films and television programs is on an individual film basis. Total investment in films and television programs is as follows:

	March 31, 2024	March 31, 2023
	(Amounts in millions)	
Investment in Films and Television Programs ⁽¹⁾⁽²⁾ :		
Released, net of accumulated amortization	\$ 992.2	\$ 779.9
Completed and not released	225.4	289.8
In progress	644.4	649.1
In development	67.0	67.9
Investment in films and television programs, net	<u>\$1,929.0</u>	<u>\$1,786.7</u>

(1) At March 31, 2024, the unamortized balance related to completed and not released and in progress theatrical films was \$532.5 million.

(2) Production tax credits reduced total investment in films and television programs by \$112.2 million and \$181.2 million during the years ended March 31, 2024 and 2023, respectively, which resulted in a reduction of direct operating expense related to the amortization of investment in films and television programs cost of approximately \$70.6 million and \$84.3 million for the years ended March 31, 2024 and 2023, respectively.

At March 31, 2024, acquired film and television libraries have remaining unamortized costs of \$223.1 million, which are monetized individually and are being amortized on a straight-line basis or the individual-film-forecast method over a weighted average remaining period of approximately 12.8 years (March 31, 2023 - unamortized costs of \$132.8 million).

Amortization of investment in film and television programs was \$1,347.8 million, \$1,649.3 million and \$1,497.5 million for the years ended March 31, 2024, 2023 and 2022, respectively, and was included in direct operating expense in the combined statements of operations.

The table below summarizes estimated future amortization expense for the Company's investment in film and television programs as of March 31, 2024:

	Year Ending March 31,		
	2025	2026	2027
	(Amounts in millions)		
Estimated future amortization expense:			
Released investment in films and television programs	\$ 391.2	\$ 189.5	\$ 147.5
Completed and not released investment in films and television programs	\$ 139.6	n/a	n/a

[Table of Contents](#)

Impairments. Investment in films and television programs includes write-downs to fair value, which are included in direct operating expense on the combined statements of operations, and represented the following amounts by segment for the years ended March 31, 2024, 2023 and 2022:

	Year Ended March 31,		
	2024	2023	2022
(Amounts in millions)			
Impairments by segment:			
Included in direct operating expense⁽¹⁾:			
Motion Picture	\$ 34.6	\$ 6.2	\$ 1.2
Television Production	8.4	4.6	34.9
Impairments not included in segment operating results⁽²⁾	<u>12.8</u>	<u>—</u>	<u>—</u>
	<u>\$ 55.8</u>	<u>\$ 10.8</u>	<u>\$ 36.1</u>

- (1) Impairments included in direct operating expense are included in the amortization expense amounts disclosed above.
- (2) Amounts in fiscal 2024 represent development costs written off in connection with changes in strategy in the Television Production segment as a result of the acquisition of eOne which are included in restructuring and other.

See Note 15 and Note 16 for further information.

4. Property and Equipment

	March 31, 2024	March 31, 2023
(Amounts in millions)		
Leasehold improvements	\$ 34.4	\$ 27.6
Property and equipment	18.1	15.2
Computer equipment and software	84.2	71.5
	<u>136.7</u>	<u>114.3</u>
Less accumulated depreciation and amortization	(100.6)	(91.7)
	<u>36.1</u>	<u>22.6</u>
Land	1.2	1.2
	<u>\$ 37.3</u>	<u>\$ 23.8</u>

During the year ended March 31, 2024, depreciation expense amounted to \$10.3 million (2023 - \$12.2 million, 2022 - \$12.4 million).

5. Investments

The Company's investments consisted of the following:

	March 31, 2024	March 31, 2023
(Amounts in millions)		
Investments in equity method investees	\$ 68.4	\$ 63.1
Other investments	6.4	1.6
	<u>\$ 74.8</u>	<u>\$ 64.7</u>

[Table of Contents](#)

Equity Method Investments:

The Company has investments in various equity method investees with ownership percentages ranging from approximately 6% to 49%. These investments include:

Spyglass. Spyglass is a global premium content company, focused on developing, producing, financing and acquiring motion pictures and television programming across all platforms for worldwide audiences.

STARZPLAY Arabia. STARZPLAY Arabia (Playco Holdings Limited) offers a STARZ-branded online subscription video-on-demand service in the Middle East and North Africa. On October 17, 2022, the Company sold a portion of its ownership interest in STARZPLAY Arabia and received net proceeds of \$43.4 million and the Company recorded a gain of \$43.4 million on the sale which is included in gain (loss) on investments in the Company's combined statement of operations. Subsequent to the transaction, the Company continues to hold a minority ownership interest in STARZPLAY Arabia.

Roadside Attractions. Roadside Attractions is an independent theatrical distribution company.

Pantelion Films. Pantelion Films is a joint venture with Videocine, an affiliate of Televisa, which produces, acquires and distributes a slate of English and Spanish language feature films that target Hispanic moviegoers in the U.S.

Atom Tickets. Atom Tickets is the first-of-its-kind theatrical mobile ticketing platform and app.

42. 42 is a fully integrated management and production company, producing film, television and content, representing actors, writers, directors, comedians, presenters, producers, casting directors and media book rights; with offices in London and Los Angeles.

Other. In addition to the equity method investments discussed above, the Company holds ownership interests in other immaterial equity method investees.

6. Goodwill and Intangible Assets

Goodwill

Changes in the carrying value of goodwill by reporting segment were as follows:

	Motion Picture	Television Production	Total
	(Amounts in millions)		
Balance as of March 31, 2023 and 2022	\$393.7	\$ 401.9	\$795.6
Acquisition of eOne (see Note 2)	1.0	4.8	5.8
Measurement period adjustments ⁽¹⁾	3.9	5.9	9.8
Balance as of March 31, 2024	<u>\$398.6</u>	<u>\$ 412.6</u>	<u>\$811.2</u>

(1) Measurement period adjustments for the acquisition of eOne reflect an increase to goodwill of \$9.8 million resulting from a net decrease in estimated fair value of the net assets acquired. The decrease in the estimated fair value of the net assets acquired consisted of net decreases to accounts receivable and other assets of \$11.4 million and \$12.4 million, respectively, partially offset by a net increase to investment in films and television programs of \$4.0 million, and net decreases to content related payables of \$1.9 million, accrued liabilities of \$3.8 million, participations and residuals of \$1.9 million, and deferred revenue of \$2.4 million.

[Table of Contents](#)

Intangible Assets

Finite-Lived Intangible Assets. Finite-lived intangible assets consisted of the following:

	March 31, 2024			March 31, 2023		
	Gross Carrying Amount	Accumulated Amortization	Net Carrying Amount	Gross Carrying Amount	Accumulated Amortization	Net Carrying Amount
(Amounts in millions)						
Finite-lived intangible assets subject to amortization:						
Customer relationships	\$ 23.9	\$ 21.7	\$ 2.2	\$ 31.0	\$ 10.0	\$ 21.0
Trademarks and trade names	7.6	3.0	4.6	3.6	2.6	1.0
Other	31.0	12.1	18.9	23.9	19.0	4.9
	<u>\$ 62.5</u>	<u>\$ 36.8</u>	<u>\$ 25.7</u>	<u>\$ 58.5</u>	<u>\$ 31.6</u>	<u>\$ 26.9</u>

Amortization expense associated with the Company's intangible assets for the years ended March 31, 2024, 2023 and 2022 was approximately \$5.3 million, \$5.7 million and \$5.7 million, respectively. Amortization expense remaining relating to intangible assets for each of the years ending March 31, 2025 through 2029 is estimated to be approximately \$4.2 million, \$2.5 million, \$2.2 million, \$2.2 million, and \$2.1 million, respectively.

7. Debt

Total debt of the Company, excluding film related obligations, was as follows:

	March 31, 2024	March 31, 2023
(Amounts in millions)		
Senior Credit Facilities:		
Revolving Credit Facility	\$ 575.0	\$ —
Term Loan A	399.3	428.2
Term Loan B	819.2	831.7
Total corporate debt	1,793.5	1,259.9
Unamortized debt issuance costs	(10.2)	(16.3)
Total debt, net	1,783.3	1,243.6
Less current portion	(860.3)	(41.4)
Non-current portion of debt	<u>\$ 923.0</u>	<u>\$ 1,202.2</u>

The following table sets forth future annual contractual principal payment commitments of debt as of March 31, 2024:

Debt Type	Maturity Date	Year Ending March 31,						Total
		2025	2026	2027	2028	2029	Thereafter	
(Amounts in millions)								
Revolving Credit Facility	April 2026	\$ —	\$ —	\$575.0	\$—	\$—	\$ —	\$ 575.0
Term Loan A	April 2026	41.1	44.5	313.7	—	—	—	399.3
Term Loan B	March 2025	819.2	—	—	—	—	—	819.2
		<u>\$860.3</u>	<u>\$44.5</u>	<u>\$888.7</u>	<u>\$—</u>	<u>\$—</u>	<u>\$ —</u>	<u>\$1,793.5</u>
Less aggregate unamortized debt issuance costs								(10.2)
								<u>\$1,783.3</u>

Table of Contents

Senior Credit Facilities (Revolving Credit Facility, Term Loan A and Term Loan B)

Revolving Credit Facility Availability of Funds & Commitment Fee. The revolving credit facility provides for borrowings and letters of credit up to an aggregate of \$1.25 billion, and at March 31, 2024 there was \$675.0 million available. There were no letters of credit outstanding at March 31, 2024. However, borrowing levels are subject to certain financial covenants as discussed below. The Company is required to pay a quarterly commitment fee on the revolving credit facility of 0.250% to 0.375% per annum, depending on the achievement of certain leverage ratios, as defined in the credit and guarantee agreement dated December 8, 2016, as amended (the “Credit Agreement”), on the total revolving credit facility of \$1.25 billion less the amount drawn.

Maturity Date:

- *Revolving Credit Facility & Term Loan A:* April 6, 2026. The outstanding amounts may become due on December 23, 2024 (i.e., 91 days prior to March 24, 2025) prior to its maturity on April 6, 2026 in the event that the aggregate principal amount of outstanding Term Loan B in excess of \$250 million has not been repaid, refinanced or extended to have a maturity date on or after July 6, 2026. The Company expects to refinance and extend the maturity date of the Term Loan B prior to December 23, 2024 such that the maturity of the revolving credit facility and Term Loan A are not accelerated.
- *Term Loan B:* March 24, 2025.

Interest:

- *Revolving Credit Facility & Term Loan A:* As amended on June 14, 2023, the Revolving Credit Facility and Term Loan A bear interest at a rate per annum equal to SOFR plus 0.10% plus 1.75% margin (or an alternative base rate plus 0.75% margin), with a SOFR floor of zero. The margin is subject to potential increases of up to 50 basis points (two (2) increases of 25 basis points each) upon certain increases to net first lien leverage ratios, as defined in the Credit Agreement (effective interest rate of 7.17% as of March 31, 2024, before the impact of interest rate swaps).
- *Term Loan B:* As amended on June 14, 2023, the term loan B facility due March 2025 (the “Term Loan B”) bears interest at a rate per annum equal to SOFR plus 0.10% plus 2.25% margin, with a SOFR floor of zero (or an alternative base rate plus 1.25% margin) (effective interest rate of 7.67% as of March 31, 2024, before the impact of interest rate swaps).

Required Principal Payments:

- *Term Loan A:* Quarterly principal payments, at quarterly rates of 1.25% beginning September 30, 2022, 1.75% beginning September 30, 2023, and 2.50% beginning September 30, 2024 through March 31, 2026, with the balance payable at maturity.
- *Term Loan B:* Quarterly principal payments, at a quarterly rate of 0.25%, with the balance payable at maturity.

The Term Loan A and Term Loan B also require mandatory prepayments in connection with certain asset sales, subject to certain significant exceptions, and the Term Loan B is subject to additional mandatory repayment from specified percentages of excess cash flow, as defined in the Credit Agreement.

Optional Prepayment:

- *Revolving Credit Facility, Term Loan A & Term Loan B:* The Company may voluntarily prepay the Revolving Credit Facility, Term Loan A and Term Loan B at any time without premium or penalty.

Security. The Senior Credit Facilities are guaranteed by the guarantors named in the Credit Agreement (including entities of Lionsgate that are not part of the Company) and are secured by a security interest in substantially all of the assets of Lionsgate and the Guarantors (as defined in the Credit Agreement), subject to certain exceptions.

[Table of Contents](#)

Covenants. The Senior Credit Facilities contain representations and warranties, events of default and affirmative and negative covenants that are customary for similar financings and which include, among other things and subject to certain significant exceptions, restrictions on the ability to declare or pay dividends, create liens, incur additional indebtedness, make investments, dispose of assets and merge or consolidate with any other person. In addition, a net first lien leverage maintenance covenant and an interest coverage ratio maintenance covenant apply to the Revolving Credit Facility and the Term Loan A and are tested quarterly. These covenants and ratios are applicable to and computed for the applicable entities pursuant to the agreement which includes Lionsgate subsidiaries which are not part of the Company. As of March 31, 2024, Lionsgate was in compliance with all applicable covenants.

Change in Control. The Company may also be subject to an event of default upon a change of control (as defined in the Credit Agreement) which, among other things, includes a person or group acquiring ownership or control in excess of 50% of existing Lionsgate common stock.

Lionsgate Senior Notes

As discussed in Note 1, the Senior Notes of Lionsgate are not reflected in the Studio Business combined financial statements. The Studio Business remains a guarantor under the Senior Notes indenture agreement. The outstanding principal balance of the Senior Notes was \$715.0 million and \$800.0 million at March 31, 2024 and 2023, respectively, with a maturity date of April 15, 2029. The Studio Business guarantee would be applicable if an event of default were to occur by Lionsgate. As of March 31, 2024, Lionsgate was in compliance with all applicable covenants with respect to the Senior Notes and no events of default had occurred.

See Note 21 for the Lionsgate Senior Notes exchanged in May 2024.

Debt Transactions

Term Loan A Prepayment. In April 2022, the Company voluntarily prepaid the entire outstanding principal amount of the Term Loan A due March 22, 2023 of \$193.6 million, together with accrued and unpaid interest.

Credit Agreement Amendment. On April 6, 2021, the Company amended its Credit Agreement to, among other things, extend the maturity (the “Extension”) of a portion of its revolving credit commitments, amounting to \$1.25 billion, and a portion of its outstanding term A loans, amounting to \$444.9 million to April 6, 2026, and make certain other changes to the covenants and other provisions therein. After giving effect to the Extension, \$250.0 million of the prior revolving credit commitments and \$215.1 million of term A loans remained outstanding with a maturity of March 22, 2023. The revolving credit commitments due in March of 2023 were terminated in November 2021 and the term A loans due in March of 2023 were repaid in full in April 2022 (see Term Loan A Prepayment discussion above).

See the *Accounting for the Credit Agreement Amendment* section further below.

Term Loan B Repurchases. During the year ended March 31, 2022, the Company completed a series of repurchases of the Term Loan B and, in aggregate, paid \$95.3 million to repurchase \$96.0 million principal amount of the Term Loan B.

Loss on Extinguishment of Debt

During the fiscal years ended March 31, 2024, 2023, and 2022, the Company recorded a loss on extinguishment of debt related to the transactions described above as summarized in the table below.

	Year Ended March 31,		
	2024	2023	2022
	(Amounts in millions)		
Loss on Extinguishment of Debt:			
Production loan prepayment ⁽¹⁾	\$(1.3)	\$—	\$—
Term Loan A prepayment	—	(1.3)	—
Credit Agreement amendment (Revolving Credit Facility and Term Loan A) ⁽²⁾	—	—	(1.7)
Termination of a portion of Revolving Credit Facility commitments	—	—	(1.1)
Term Loan B repurchases and other	—	—	(0.6)
	<u>\$(1.3)</u>	<u>\$(1.3)</u>	<u>\$(3.4)</u>

(1) Represents issuance costs written off in connection with the early prepayment of certain production loans (see Note 8).

(2) See *Accounting for the Credit Agreement Amendment* section below.

Accounting for the Credit Agreement Amendment in Fiscal 2022:

Revolving Credit Facility Credit Agreement Amendment on April 6, 2021.

- **Unamortized debt issuance costs:** Where the borrowing capacity (measured as the amount available under the revolving credit facility multiplied by the remaining term) was less than it was prior to the amendment measured on a creditor-by-creditor basis, the unamortized debt issuance costs were written off as a loss on extinguishment of debt in proportion to the decrease in borrowing capacity.
- **Fees paid to creditors and third-party costs:** All fees paid to creditors or third parties (i.e., new debt issuance costs) are being amortized over the term of the Revolving Credit Facility due in 2026.

Term Loan A Credit Agreement Amendment on April 6, 2021. With respect to substantially all creditors participating in the Term Loan A, the amendment of the credit agreement was considered a modification of terms since the present value of the cash flows after the amendment differed by less than a 10% change from the present value of the cash flows on a creditor-by-creditor basis prior to the amendment. Where the cash flows differed by more than 10% on a creditor by creditor basis, that portion was considered a debt extinguishment. For new participating creditors, their portion of the debt was treated as new issuances to new creditors. Accordingly, the associated costs were accounted for as follows:

- **Unamortized debt issuance costs, third-party costs and fees paid to creditors:** To the extent the refinancing was considered a modification of terms, the unamortized debt issuance costs and fees paid to creditors were recorded as a reduction of the applicable debt outstanding, and are being amortized over the applicable term of the debt and the third-party costs were expensed as a loss on extinguishment of debt. To the extent the refinancing was considered an extinguishment, the unamortized debt issuance costs and fees paid to creditors were expensed as a loss on extinguishment of debt, and the third-party costs were recorded as a reduction of the applicable debt outstanding and are being amortized over the applicable term of the debt. To the extent there was a reduction of the outstanding balance on a creditor-by-creditor basis (i.e., a partial prepayment of debt), previously incurred unamortized debt issuance costs and fees were expensed as a loss on extinguishment of debt on the combined statement of operations.

For all of the above transactions, debt issuance costs recorded as a reduction of outstanding debt are amortized using the effective interest method.

[Table of Contents](#)

The following table summarizes the accounting for the Credit Agreement Amendment on April 6, 2021, as described above:

	Year Ended March 31, 2022		Total
	Loss on Extinguishment of Debt	Recorded as a Reduction of Outstanding Debt Balances & Amortized Over Life of New Issuances	
(Amounts in millions)			
Credit Agreement amendment (Revolving Credit Facility and Term Loan A):			
New debt issuance costs and call premiums	\$ 0.6	\$ 5.6	\$ 6.2
Previously incurred debt issuance costs	1.1	18.4	19.5
	<u>\$ 1.7</u>	<u>\$ 24.0</u>	<u>\$25.7</u>

8. Film Related Obligations

	March 31, 2024	March 31, 2023
	(Amounts in millions)	
Film related obligations:		
Production Loans	\$ 1,292.2	\$1,349.9
Production Tax Credit Facility	260.0	231.8
Backlog Facility and Other	287.3	226.0
IP Credit Facility	109.9	143.8
Total film related obligations	1,949.4	1,951.5
Unamortized issuance costs	(11.4)	(11.4)
Total film related obligations, net	1,938.0	1,940.1
Less current portion	(1,393.1)	(923.7)
Total non-current film related obligations	<u>\$ 544.9</u>	<u>\$1,016.4</u>

The following table sets forth future annual repayment of film related obligations as of March 31, 2024:

	Year Ending March 31,					Thereafter	Total
	2025	2026	2027	2028	2029		
(Amounts in millions)							
Production Loans	\$ 973.3	\$318.9	\$ —	\$ —	\$ —	\$ —	\$ 1,292.2
Production Tax Credit Facility ⁽¹⁾	260.0	—	—	—	—	—	260.0
Backlog Facility and Other ⁽¹⁾	118.8	24.1	—	144.4	—	—	287.3
IP Credit Facility ⁽²⁾	41.0	50.1	18.8	—	—	—	109.9
	<u>\$ 1,393.1</u>	<u>\$393.1</u>	<u>\$ 18.8</u>	<u>\$ 144.4</u>	<u>\$ —</u>	<u>\$ —</u>	<u>\$ 1,949.4</u>
Less unamortized issuance costs							(11.4)
							<u>\$ 1,938.0</u>

(1) The repayment dates are based on the projected future amount of collateral available under these facilities. Net advances and payments under these facilities can fluctuate depending on the amount of collateral available.

(2) Repayment dates are based on the projected future cash flows generated from the exploitation of the rights, subject to a minimum guaranteed payment amount, as applicable (see further information below).

[Table of Contents](#)

Production Loans. Production loans represent individual and multi-title loans for the production of film and television programs that the Company produces. The majority of the Company's production loans have contractual repayment dates either at or near the expected completion or release dates, with the exception of certain loans containing repayment dates on a longer term basis, and incur primarily SOFR-based interest at a weighted average rate of 6.96% (before the impact of interest rate swaps, see Note 18 for interest rate swaps). Production loans amounting to \$1,028.9 million are secured by collateral which consists of the underlying rights related to the intellectual property (i.e. film or television show), and \$263.3 million are unsecured.

Production Tax Credit Facility. In January 2021, as amended in March 2024, the Company entered into a non-recourse senior secured revolving credit facility (the "Production Tax Credit Facility") based on and secured by collateral consisting solely of certain of the Company's tax credit receivables.

The maximum principal amount of the Production Tax Credit Facility is \$260.0 million, subject to the amount of collateral available, which is based on specified percentages of amounts payable to the Company by governmental authorities pursuant to the tax incentive laws of certain eligible jurisdictions that arise from the production or exploitation of motion pictures and television programming in such jurisdiction. Cash collections from the underlying collateral (tax credit receivables) are used to repay the Production Tax Credit Facility. As of March 31, 2024, tax credit receivables amounting to \$341.4 million represented collateral related to the Production Tax Credit Facility. Advances under the Production Tax Credit Facility bear interest at a rate equal to SOFR plus 0.10% to 0.25% depending on the SOFR term (i.e., one, three or six months), plus 1.50% per annum or the base rate plus 0.50% per annum (effective interest rate of 6.92% at March 31, 2024). The Production Tax Credit Facility matures on January 27, 2025. As of March 31, 2024, there were no material amounts available under the Production Tax Credit Facility.

IP Credit Facility. In July 2021, as amended in September 2022, certain subsidiaries of the Company entered into a senior secured amortizing term credit facility (the "IP Credit Facility") based on and secured by the collateral consisting solely of certain of the Company's rights in certain acquired library titles. The maximum principal amount of the IP Credit Facility is \$161.9 million, subject to the amount of collateral available, which is based on the valuation of cash flows from the libraries. The cash flows generated from the exploitation of the rights will be applied to repay the IP Credit Facility subject to cumulative minimum guaranteed payment amounts as set forth below:

<u>Cumulative Period From September 29, 2022 Through:</u>	<u>Cumulative Minimum Guaranteed Payment Amounts</u> (in millions)	<u>Payment Due Date</u>
September 30, 2023	\$30.4	November 14, 2023
September 30, 2024	\$60.7	November 14, 2024
September 30, 2025	\$91.1	November 14, 2025
September 30, 2026	\$121.4	November 14, 2026
July 30, 2027	\$161.9	July 30, 2027

Advances under the IP Credit Facility bear interest at a rate equal to, at the Company's option, SOFR plus 0.11% to 0.26% depending on the SOFR term (i.e., one or three months) plus 2.25% per annum (with a SOFR floor of 0.25%) or the base rate plus 1.25% per annum (effective interest rate of 7.75% at March 31, 2024). The IP Credit Facility matures on July 30, 2027.

Backlog Facility and Other:

Backlog Facility. In March 2022, as amended in August 2022, certain subsidiaries of the Company entered into a committed secured revolving credit facility (the "Backlog Facility") based on and secured by collateral consisting solely of certain of the Company's fixed fee or minimum guarantee contracts where cash will be received in the future. The maximum principal amount of the Backlog Facility is \$175.0 million, subject to the

[Table of Contents](#)

amount of eligible collateral contributed to the facility. Advances under the Backlog Facility bear interest at a rate equal to Term SOFR plus 0.10% to 0.25% depending on the SOFR term (i.e., one, three or six months), plus an applicable margin amounting to 1.15% per annum. The applicable margin is subject to a potential increase to either 1.25% or 1.50% based on the weighted average credit quality rating of the collateral contributed to the facility (effective interest rate of 6.57% at March 31, 2024). The Backlog Facility revolving period ends on May 16, 2025, at which point cash collections from the underlying collateral is used to repay the facility. The facility maturity date is up to 2 years, 90 days after the revolving period ends, currently August 14, 2027. As of March 31, 2024, there was \$175.0 million outstanding under the Backlog Facility, and there were no amounts available under the Backlog Facility (March 31, 2023 - \$175.0 million outstanding).

Other: The Company has other loans, which are secured by accounts receivable and contracted receivables which are not yet recognized as revenue under certain licensing agreements. Outstanding loan balances under these “other” loans must be repaid with any cash collections from the underlying collateral if and when received by the Company, and may be voluntarily repaid at any time without prepayment penalty fees. As of March 31, 2024, there was \$112.3 million outstanding under the “other” loans, incurring SOFR-based interest at a weighted average rate of 6.89%, of which \$24.1 million has a contractual repayment date in July 2025 and \$88.2 million has a contractual repayment date in April 2027. As of March 31, 2024, accounts receivable amounting to \$47.8 million and contracted receivables not yet reflected as accounts receivable on the balance sheet at March 31, 2024 amounting to \$84.5 million represented collateral related to the “other” loans.

9. Leases

The Company has operating leases primarily for office space, studio facilities, and other equipment. The Company’s leases have remaining lease terms of up to approximately 12.25 years.

The following disclosures are based on leases whereby the Company has a contract for which the leased asset and lease liability is recognized on the Company’s combined balance sheets and reflect leases related to the Studio Business’s operations and Lionsgate corporate leases. The amounts presented are not necessarily indicative of future lease arrangements and do not necessarily reflect the results that the Company would have experienced as a standalone company for the periods presented.

The components of lease cost were as follows:

	Year Ended March 31,		
	2024	2023	2022
	(Amounts in millions)		
Operating lease cost ⁽¹⁾	\$ 48.7	\$ 35.3	\$ 42.1
Short-term lease cost ⁽²⁾	96.2	145.0	233.1
Variable lease cost ⁽³⁾	3.0	2.8	1.3
Total lease cost	\$147.9	\$183.1	\$276.5

(1) Operating lease cost amounts primarily represent the amortization of right-of-use assets and are included in the “other amortization” line of the combined statements of cash flows. Amounts include costs capitalized during the period for leased assets used in the production of film and television programs.

(2) Short-term lease cost primarily consists of leases of facilities and equipment associated with film and television productions and are capitalized when incurred.

(3) Variable lease cost primarily consists of insurance, taxes, maintenance and other operating costs.

Table of Contents

Supplemental balance sheet information related to leases was as follows:

<u>Category</u>	<u>Balance Sheet Location</u>	<u>March 31, 2024</u>	<u>March 31, 2023</u>
(Amounts in millions)			
Operating Leases			
Right-of-use assets	Other assets - non-current	\$ 344.3	\$ 116.8
Lease liabilities (current)	Other accrued liabilities	\$ 44.4	\$ 37.7
Lease liabilities (non-current)	Other liabilities - non-current	329.7	96.4
		<u>\$ 374.1</u>	<u>\$ 134.1</u>

	<u>March 31, 2024</u>	<u>March 31, 2023</u>
Weighted average remaining lease term (in years):		
Operating leases	9.4	4.3
Weighted average discount rate:		
Operating leases	5.37%	3.65%

The expected future payments relating to the Company's lease liabilities at March 31, 2024 are as follows:

	<u>Operating Leases (Amounts in millions)</u>
Year ending March 31,	
2025	\$ 62.9
2026	56.1
2027	49.3
2028	49.2
2029	45.4
Thereafter	220.8
Total lease payments	483.7
Less imputed interest	(109.6)
Total	<u>\$ 374.1</u>

As of March 31, 2024, the Company has entered into certain leases that have not yet commenced primarily related to studio facilities, for which construction related to those leases has not yet been completed. The leases are for terms up to 12.25 years, commencing upon completion of construction (currently expected to be ranging from calendar years 2025 to 2026). The leases include an option to extend the initial term for an additional 10 years to 12 years. The total minimum lease payments under these leases in aggregate are approximately \$250.9 million.

10. Fair Value Measurements

Fair Value

Accounting guidance and standards about fair value define fair value as the price that would be received from selling an asset or paid to transfer a liability in an orderly transaction between market participants at the measurement date.

Fair Value Hierarchy

Fair value hierarchy requires an entity to maximize the use of observable inputs and minimize the use of unobservable inputs when measuring fair value. A financial instrument's categorization within the fair value

[Table of Contents](#)

hierarchy is based upon the lowest level of input that is significant to the fair value measurement. The accounting guidance and standards establish three levels of inputs that may be used to measure fair value:

- Level 1 — Quoted prices in active markets for identical assets or liabilities.
- Level 2 — Observable inputs other than Level 1 prices such as quoted prices for similar assets or liabilities; quoted prices in markets with insufficient volume or infrequent transactions (less active markets); or model-derived valuations in which all significant inputs are observable or can be derived principally from or corroborated by observable market data for substantially the full term of the assets or liabilities.
- Level 3 — Unobservable inputs to the valuation methodology that are significant to the measurement of fair value of assets or liabilities.

The following table sets forth the assets and liabilities required to be carried at fair value on a recurring basis as of March 31, 2024 and 2023:

	March 31, 2024			March 31, 2023		
	Level 1	Level 2	Total	Level 1	Level 2	Total
(Amounts in millions)						
Assets:						
Forward exchange contracts (see Note 18)	\$ —	\$ —	\$ —	\$ —	\$ 2.9	\$ 2.9
Interest rate swaps (see Note 18)	—	35.6	35.6	—	41.1	41.1
Liabilities:						
Forward exchange contracts (see Note 18)	—	(2.8)	(2.8)	—	(0.1)	(0.1)

The following table sets forth the carrying values and fair values of the Company's outstanding debt, film related obligations, and interest rate swaps at March 31, 2024 and 2023:

	March 31, 2024		March 31, 2023	
	Carrying Value	Fair Value ⁽¹⁾ (Level 2)	Carrying Value	Fair Value ⁽¹⁾ (Level 2)
Term Loan A	\$ 396.6	\$ 397.3	\$ 424.2	\$ 415.4
Term Loan B	816.9	818.1	827.2	817.1
Production Loans	1,286.2	1,292.2	1,346.1	1,349.9
Production Tax Credit Facility	258.7	260.0	229.4	231.8
Backlog Facility and Other	285.4	287.3	223.7	226.0
IP Credit Facility	107.6	109.9	140.8	143.8

(1) The Company measures the fair value of its outstanding debt and interest rate swaps using discounted cash flow techniques that use observable market inputs, such as SOFR-based yield curves, swap rates, and credit ratings (Level 2 measurements).

The Company's financial instruments also include cash and cash equivalents, accounts receivable, accounts payable, content related payables, other accrued liabilities, other liabilities, and borrowings under the Revolving Credit Facility, if any. The carrying values of these financial instruments approximated the fair values at March 31, 2024 and 2023.

11. Noncontrolling Interests

Redeemable Noncontrolling Interests

Redeemable noncontrolling interests (included in temporary equity on the combined balance sheets) primarily relate to 3 Arts Entertainment and Pilgrim Media Group, as further described below.

Redeemable noncontrolling interests are measured at the greater of (i) the redemption amount that would be paid if settlement occurred at the balance sheet date less the amount attributed to unamortized noncontrolling interest discount if applicable, or (ii) the historical value resulting from the original acquisition date value plus or minus any earnings or loss attribution, plus the amount of amortized noncontrolling interest discount, less the amount of cash distributions that are not accounted for as compensation, if any. The amount of the redemption value in excess of the historical values of the noncontrolling interest, if any, is recognized as an increase to redeemable noncontrolling interest and a charge to accumulated deficit (as recast from parent net investment in connection with the reverse recapitalization, see Note 1).

The table below presents the reconciliation of changes in redeemable noncontrolling interests:

	<u>Year Ended March 31,</u>		
	<u>2024</u>	<u>2023</u>	<u>2022</u>
	(Amounts in millions)		
Beginning balance	\$ 343.6	\$321.2	\$219.1
Net loss attributable to redeemable noncontrolling interests	(14.9)	(9.2)	(17.7)
Noncontrolling interests discount accretion	—	13.2	22.7
Adjustments to redemption value	83.4	78.4	98.6
Other ⁽¹⁾	(93.2)	1.7	—
Cash distributions	(1.0)	(6.6)	(1.5)
Purchase of noncontrolling interest	(194.6)	(55.1)	—
Ending balance	<u>\$ 123.3</u>	<u>\$343.6</u>	<u>\$321.2</u>

(1) In fiscal 2024, amounts represent the reclassification of a portion of the 3 Arts Entertainment redeemable noncontrolling interest from mezzanine equity to a liability, as further described below.

3 Arts Entertainment:

Accounting Prior to Acquisition of Additional Interest on January 2, 2024. As of March 31, 2023, the Company had a redeemable noncontrolling interest representing 49% of 3 Arts Entertainment. The noncontrolling interest was subject to put and call options at fair value that were exercisable during the year ended March 31, 2024. The put and call options were determined to be embedded in the noncontrolling interest, and because the put rights were outside the control of the Company, the noncontrolling interest holder's interest prior to the modification discussed below was included in redeemable noncontrolling interest outside of equity on the Company's combined balance sheets.

The noncontrolling interest holders are employees of 3 Arts Entertainment. Pursuant to the various 3 Arts Entertainment acquisition and related agreements, a portion of the noncontrolling interest holders' participation in the put and call proceeds was based on the noncontrolling interest holders' performance during the period. Further, if the employment of a noncontrolling interest holder is terminated, under certain circumstances, their participation in distributions cease and the put and call value was discounted from the fair value of their equity ownership percentage. Accordingly, earned distributions were accounted for as compensation and were being expensed within general and administrative expense as incurred. Additionally, the amount of the put and call proceeds subject to the discount was accounted for as compensation, and amortized over the vesting period within general and administrative expense and reflected as an addition to redeemable noncontrolling interest over the vesting period which ended in November 2022.

[Table of Contents](#)

A portion of the purchase price of the controlling interest in 3 Arts Entertainment, up to \$38.3 million, was recoupable for a five-year period commencing on the acquisition date of May 29, 2018, contingent upon the continued employment of certain employees, or the achievement of certain EBITDA targets, as defined in the 3 Arts Entertainment acquisition and related agreements. Accordingly, \$38.3 million was initially recorded as a deferred compensation arrangement within other current and non-current assets and was amortized in general and administrative expenses over the five-year period ended May 29, 2023.

Acquisition of Additional Interest. On January 2, 2024, Lionsgate closed on the acquisition of an additional 25% of 3 Arts Entertainment representing approximately half of the noncontrolling interest for \$194.1 million. In addition, Lionsgate purchased certain profit interests held by certain managers and entered into certain option rights agreements, which replaced the put and call rights discussed above by providing noncontrolling interest holders the right to sell to the Company and Lionsgate the right to purchase their remaining (24%) interest beginning in January 2027.

The purchase of the additional 25% interest in 3 Arts Entertainment for \$194.1 million was recorded as a reduction of noncontrolling interest which had previously been adjusted to its redemption value, which equaled fair value. At the completion of the purchase, a portion of the noncontrolling interest continued to be considered compensatory, as it was subject to forfeiture provisions upon termination of employment under certain circumstances, and the remaining portion represented the noncontrolling interest holders' fully vested equity interest. Under the new arrangement, the holders' right to sell their interest to the Company, and the Company's right to purchase the noncontrolling interest, are based on a formula-based amount (i.e., a fixed EBITDA multiple), subject to a minimum purchase price, rather than being based on fair value. Since the redemption features described above were based on a formula using a fixed multiple, the compensatory portion of the noncontrolling interest is now considered a liability award, and as a result, approximately \$93.2 million was reclassified from mezzanine equity to a liability, and is reflected in "other liabilities - non-current" in the combined balance sheet at March 31, 2024. In addition, because the new arrangement represented a modification of terms of the compensation element under the previous arrangement which resulted in the reclassification of the equity award to a liability award, the Company recognized incremental compensation expense of \$49.2 million in the quarter ended March 31, 2024, representing the excess of the fair value of the modified award over amounts previously expensed. This incremental expense was reflected in "restructuring and other" in the combined statement of operations, and as a reduction of accumulated deficit (as recast from parent net investment in connection with the reverse recapitalization, see Note 1) in equity, reflected in the "redeemable noncontrolling interests adjustments to redemption value" line item in the combined statements of equity (deficit).

As of March 31, 2024, the Company had a remaining redeemable noncontrolling interest balance related to 3 Arts Entertainment of \$93.2 million, reflecting the fully vested equity portion of the noncontrolling interest, which remains classified as redeemable noncontrolling interest outside of equity on the Company's combined balance sheets due to the purchase and sale rights beginning in 2027 which were determined to be embedded in the noncontrolling interest, and are outside the control of the Company. The redeemable noncontrolling interest will be adjusted to its redemption value through accumulated deficit (as recast from parent net investment in connection with the reverse recapitalization, see Note 1) through the sale or purchase right date in January 2027. The liability component of the noncontrolling interest, amounting to \$93.2 million at March 31, 2024, will be reflected at its estimated redemption value, with any changes in estimated redemption value recognized as a charge or benefit in general and administrative expense in the combined statement of operations over the vesting period (i.e., the period from January 2, 2024 to the sale or purchase right date in January 2027). Earned distributions continue to be accounted for as compensation since such amounts are allocated based on performance, and are being expensed within general and administrative expense as incurred.

Pilgrim Media Group:

In connection with the acquisition of a controlling interest in Pilgrim Media Group on November 12, 2015, the Company recorded a redeemable noncontrolling interest of \$90.1 million, representing 37.5% of Pilgrim Media Group. Pursuant to an amendment dated April 2, 2021, the put and call rights associated with the Pilgrim Media Group noncontrolling interest were extended and modified, such that the noncontrolling interest holder had a right to put and the Company had a right to call a portion of the noncontrolling interest, equal to 25% of Pilgrim Media Group, at fair value, exercisable for thirty (30) days beginning November 12, 2022. On November 14, 2022, the noncontrolling interest holder exercised the right to put a portion of the noncontrolling interest, equal to 25% of Pilgrim Media Group. In February 2023, the Company paid \$36.5 million as settlement of the exercised put option, and recorded a reduction to redeemable noncontrolling interest of \$55.1 million representing the carrying value of the noncontrolling interest purchased, with the difference between the carrying value of the noncontrolling interest purchased and the cash paid for the settlement of the put recorded as an increase to accumulated deficit (as recast from parent net investment in connection with the reverse recapitalization, see Note 1) of \$18.6 million. The noncontrolling interest holder has a right to put and the Company has a right to call the remaining amount of noncontrolling interest at fair value, subject to a cap, exercisable for thirty (30) days beginning November 12, 2024, as amended. The put and call options have been determined to be embedded in the noncontrolling interest, and because the put rights are outside the control of the Company and require partial cash settlement, the noncontrolling interest holder's interest is presented as redeemable noncontrolling interest outside of equity on the Company's combined balance sheets.

Other:

The Company has other immaterial redeemable noncontrolling interests.

Other Noncontrolling Interests

The Company has other immaterial noncontrolling interests that are not redeemable.

12. Revenue

Revenue by Segment, Market or Product Line

The table below presents revenues by segment, market or product line for the fiscal years ended March 31, 2024, 2023 and 2022. The Motion Picture and Television Production segments include the revenues of eOne from the acquisition date of December 27, 2023 (see Note 2).

	Year Ended March 31,		
	2024	2023	2022
(Amounts in millions)			
Revenue by Type:			
Motion Picture			
Theatrical	\$ 226.5	\$ 120.7	\$ 65.3
Home Entertainment			
Digital Media	652.3	527.5	497.1
Packaged Media	84.0	70.5	115.0
Total Home Entertainment	736.3	598.0	612.1
Television	274.4	217.8	257.9
International	391.0	365.0	234.4
Other	28.1	22.2	15.6
Total Motion Picture revenues ⁽¹⁾	1,656.3	1,323.7	1,185.3

[Table of Contents](#)

	Year Ended March 31,		
	2024	2023	2022
(Amounts in millions)			
Television Production			
Television	788.5	1,144.3	1,094.5
International	228.8	277.7	256.5
Home Entertainment			
Digital Media	240.6	241.7	85.1
Packaged Media	2.0	3.3	6.9
Total Home Entertainment	242.6	245.0	92.0
Other	70.2	93.1	88.0
Total Television Production revenues ⁽²⁾	1,330.1	1,760.1	1,531.0
Total revenues	<u>\$ 2,986.4</u>	<u>\$ 3,083.8</u>	<u>\$ 2,716.3</u>

- (1) Total Motion Picture revenues for the years ended March 31, 2024, 2023 and 2022, includes \$128.2 million, \$44.2 million, and \$38.0 million, respectively, of revenues from licensing Motion Picture segment product to the Starz Business.
- (2) Total Television Production revenues for the years ended March 31, 2024, 2023 and 2022, includes \$417.7 million, \$731.3 million, and \$610.2 million, respectively, of revenues from licensing Television Production segment product to the Starz Business.

Remaining Performance Obligations

Remaining performance obligations represent deferred revenue on the balance sheet plus fixed fee or minimum guarantee contracts where the revenue will be recognized and the cash received in the future (i.e., backlog). Revenues expected to be recognized in the future related to performance obligations that are unsatisfied at March 31, 2024 are as follows:

	Year Ending March 31,			Thereafter	Total
	2025	2026	2027		
(Amounts in millions)					
Remaining Performance Obligations	<u>\$1,180.1</u>	<u>\$486.3</u>	<u>\$48.5</u>	<u>\$ 51.0</u>	<u>\$1,765.9</u>

The above table does not include estimates of variable consideration for transactions involving sales or usage-based royalties in exchange for licenses of intellectual property. The revenues included in the above table include all fixed fee contracts regardless of duration.

Revenues of \$290.6 million, including variable and fixed fee arrangements, were recognized during the year ended March 31, 2024 from performance obligations satisfied prior to March 31, 2023. These revenues were primarily associated with the distribution of television and theatrical product in electronic sell-through and video-on-demand formats, and to a lesser extent, the distribution of theatrical product in the domestic and international markets related to films initially released in prior periods.

Accounts Receivable, Contract Assets and Deferred Revenue

The timing of revenue recognition, billings and cash collections affects the recognition of accounts receivable, contract assets and deferred revenue (see Note 1). See the combined balance sheets or Note 19 for accounts receivable, contract assets and deferred revenue balances at March 31, 2024 and 2023.

Accounts Receivable. Accounts receivable are presented net of a provision for doubtful accounts. The Company estimates provisions for accounts receivable based on historical experience for the respective risk

[Table of Contents](#)

categories and current and future expected economic conditions. To assess collectability, the Company analyzes market trends, economic conditions, the aging of receivables and customer specific risks, and records a provision for estimated credit losses expected over the lifetime of the receivables in direct operating expense.

The Company performs ongoing credit evaluations and monitors its credit exposure through active review of customers' financial condition, aging of receivable balances, historical collection trends, and expectations about relevant future events that may significantly affect collectability. The Company generally does not require collateral for its trade accounts receivable.

Changes in the provision for doubtful accounts consisted of the following:

	March 31, 2023	(Benefit) provision for doubtful accounts	Other ⁽¹⁾	Uncollectible accounts written-off ⁽²⁾	March 31, 2024
	(Amounts in millions)				
Trade accounts receivable	\$ 8.7	\$ (0.3)	\$ 1.3	\$ (3.3)	\$ 6.4

(1) Represents the provision for doubtful accounts acquired in the acquisition of eOne (see Note 2).

(2) Represents primarily accounts receivable previously reserved for bad debt from customers in Russia, related to Russia's invasion of Ukraine.

Contract Assets. Contract assets relate to the Company's conditional right to consideration for completed performance under the contract (e.g., unbilled receivables). Amounts relate primarily to contractual payment holdbacks in cases in which the Company is required to deliver additional episodes or seasons of television content in order to receive payment, complete certain administrative activities, such as guild filings, or allow the Company's customers' audit rights to expire. See Note 19 for further details of contract assets at March 31, 2024 and 2023.

Deferred Revenue. Deferred revenue relates primarily to customer cash advances or deposits received prior to when the Company satisfies the corresponding performance obligation. At March 31, 2024, the current portion of deferred revenue includes \$65.6 million from the acquisition of eOne (see Note 2). Revenues of \$113.1 million were recognized during the year ended March 31, 2024, related to the balance of deferred revenue at March 31, 2023.

13. Share-Based Compensation

General. In September 2019, and as amended in 2021, Lionsgate shareholders approved the Lions Gate Entertainment Corp. 2019 Performance Incentive Plan (the "2019 Lionsgate Plan") previously adopted by Lionsgate's Board of Directors (the "Lionsgate Board"). Certain Company employees were granted stock options, restricted share units or share appreciation rights under the 2019 Lionsgate Plan.

The following disclosures of unit data are based on grants related directly to Company employees and Lionsgate corporate and shared employees, and exclude unit data related to employees of the Starz Business. The amounts presented are not necessarily indicative of future awards and do not necessarily reflect the results that the Company would have experienced as a standalone company for the periods presented.

Stock options are generally granted at exercise prices equal to or exceeding the market price of shares of existing Lionsgate common stock at the date of grant. Substantially all stock options vest ratably over one to five from the grant date based on continuous service and expire seven to ten years from the date of grant. Restricted stock and restricted share units generally vest ratably over one to three years based on continuous service. Lionsgate satisfies stock option exercises and vesting of restricted stock and restricted share units with newly issued shares.

[Table of Contents](#)

The measurement of all share-based awards uses a fair value method and the recognition of the related share-based compensation expense in the combined financial statements is recorded over the requisite service period. Further, Lionsgate estimates forfeitures for share-based awards that are not expected to vest. As share-based compensation expense allocated to the Company and recognized in the Company's combined financial statements is based on awards ultimately expected to vest, it has been reduced for estimated forfeitures.

Share-Based Compensation Expense. The Company recognized the following share-based compensation expense during the years ended March 31, 2024, 2023 and 2022:

	Year Ended March 31,		
	2024	2023	2022
	(Amounts in millions)		
Compensation Expense:			
Stock options	\$ 1.7	\$ 2.3	\$ 9.6
Restricted share units and other share-based compensation	37.7	39.3	38.6
Share appreciation rights	0.4	0.9	2.4
Total Studio employee share-based compensation expense	39.8	42.5	50.6
Corporate allocation of share-based compensation	15.0	26.7	19.6
	54.8	69.2	70.2
Impact of accelerated vesting on equity awards ⁽¹⁾	7.7	4.2	—
Total share-based compensation expense	62.5	73.4	70.2
Tax impact ⁽²⁾	(15.1)	(17.8)	(16.7)
Reduction in net income	<u>\$ 47.4</u>	<u>\$ 55.6</u>	<u>\$ 53.5</u>

- (1) Represents the impact of the acceleration of vesting schedules for equity awards pursuant to certain severance arrangements.
- (2) Represents the income tax benefit recognized in the statements of operations for share-based compensation arrangements prior to the effects of changes in the valuation allowance.

Share-based compensation expense, by expense category, consisted of the following:

	Year Ended March 31,		
	2024	2023	2022
	(Amounts in millions)		
Share-Based Compensation Expense:			
General and administration	\$ 54.8	\$ 69.2	\$ 70.2
Restructuring and other	7.7	4.2	—
	<u>\$ 62.5</u>	<u>\$ 73.4</u>	<u>\$ 70.2</u>

[Table of Contents](#)

Stock Options

The following table sets forth the stock option, and share appreciation rights (“SARs”) activity on grants related directly to the Company employees and Lionsgate corporate and shared service employees during the year ended March 31, 2024:

	Stock Options and SARs							
	Existing Class A Common Stock				Existing Class B Common Stock			
	Number of Shares	Weighted-Average Exercise Price	Weighted-Average Remaining Contractual Term (years)	Aggregate Intrinsic Value ⁽²⁾	Number of Shares	Weighted-Average Exercise Price	Weighted-Average Remaining Contractual Term (years)	Aggregate Intrinsic Value ⁽²⁾
	(Amounts in millions, except for weighted-average exercise price and years)							
Outstanding at March 31, 2023	4.3	\$ 26.35			19.0	\$ 15.50		
Granted	—	\$ —			0.3	\$ 8.88		
Exercised	— ⁽¹⁾	\$ 7.70			(0.1)	\$ 7.11		
Forfeited or expired	(1.9)	\$ 30.81			(2.1)	\$ 27.72		
Outstanding at March 31, 2024	<u>2.4</u>	<u>\$ 22.96</u>	<u>2.51</u>	<u>\$ 0.1</u>	<u>17.1</u>	<u>\$ 13.92</u>	<u>5.12</u>	<u>\$ 5.9</u>
Vested or expected to vest at March 31, 2024	<u>2.4</u>	<u>\$ 22.96</u>	<u>2.51</u>	<u>\$ 0.1</u>	<u>17.0</u>	<u>\$ 13.94</u>	<u>5.11</u>	<u>\$ 5.9</u>
Exercisable at March 31, 2024	<u>2.4</u>	<u>\$ 22.96</u>	<u>2.51</u>	<u>\$ 0.1</u>	<u>16.4</u>	<u>\$ 14.16</u>	<u>4.96</u>	<u>\$ 5.6</u>

(1) Represents less than 0.1 million shares.

(2) The intrinsic value is calculated for each in the money stock option and SAR as the difference between the closing price of Lionsgate’s common stock on March 31, 2024 and the exercise price.

The fair value of each option award is estimated on the date of grant using a closed-form option valuation model (Black-Scholes). The following table presents the weighted average grant-date fair value of options granted in the years ended March 31, 2024, 2023 and 2022, and the weighted average applicable assumptions used in the Black-Scholes option-pricing model for stock options and share-appreciation rights granted during the years then ended:

	Year Ended March 31,		
	2024	2023	2022
Weighted average fair value of grants	\$4.63	\$4.56	\$6.16
Weighted average assumptions:			
Risk-free interest rate ⁽¹⁾	4.3% - 4.5%	2.8% - 3.7%	1.1% - 2.45%
Expected option lives (in years) ⁽²⁾	3.3 - 7 years	3.5 - 7 years	3.3 - 7 years
Expected volatility for options ⁽³⁾	46% - 47%	44%	42% - 44%
Expected dividend yield ⁽⁴⁾	0%	0%	0%

(1) The risk-free rate assumed in valuing the options is based on the U.S. Treasury Yield curve in effect applied against the expected term of the option at the time of the grant.

(2) The expected term of options granted represents the period of time that options granted are expected to be outstanding.

[Table of Contents](#)

- (3) Expected volatilities are based on implied volatilities from traded options on Lionsgate's shares, historical volatility of Lionsgate's shares and other factors.
- (4) The expected dividend yield is estimated by dividing the expected annual dividend by the market price of Lionsgate's shares at the date of grant.

The total intrinsic value (based on Lionsgate's share price) of options exercised during the year ended March 31, 2024 was \$0.2 million (2023—\$1.1 million, 2022—\$2.1 million).

During the year ended March 31, 2024, less than 0.1 million shares (2023 and 2022— less than 0.1 million shares) were cancelled to fund withholding tax obligations upon exercise of options.

Restricted Share Units

The following table sets forth the restricted share unit and restricted stock activity on grants related directly to Company employees and Lionsgate corporate and shared service employees during the year ended March 31, 2024:

	Restricted Share Units and Restricted Stock			
	Existing Class A Common Stock	Weighted- Average Grant- Date Fair Value	Existing Class B Common Stock	Weighted- Average Grant- Date Fair Value
	(Amounts in millions, except for weighted-average grant date fair value)			
Outstanding at March 31, 2023	— ⁽¹⁾	\$ 10.95	10.8	\$ 9.90
Granted	0.1	\$ 8.87	6.3	\$ 8.22
Vested	— ⁽¹⁾	\$ 10.89	(7.0)	\$ 9.37
Forfeited	—	\$ —	(0.3)	\$ 8.64
Outstanding at March 31, 2024	<u>0.1</u>	<u>\$ 9.27</u>	<u>9.8</u>	<u>\$ 8.93</u>

- (1) Represents less than 0.1 million shares.

The fair values of restricted share units and restricted stock are determined based on the market value of the shares on the date of grant. The total fair value of restricted share units and restricted stock vested during the year ended March 31, 2024 was \$67.5 million (2023 - \$40.0 million, 2022 - \$51.0 million).

The following table summarizes the total remaining unrecognized compensation cost as of March 31, 2024 related to non-vested stock options and restricted stock and restricted share units and the weighted average remaining years over which the cost will be recognized:

	Total Unrecognized Compensation Cost	Weighted Average Remaining Years
	(Amounts in millions)	
Stock Options	\$ 2.3	1.5
Restricted Share Units and Restricted Stock	40.5	1.6
Total ⁽¹⁾	<u>\$ 42.8</u>	

- (1) Represents remaining unrecognized compensation cost related to the Company's employees and an allocation of compensation costs for Lionsgate corporate and shared service employees.

Under Lionsgate's stock option and long term incentive plans, Lionsgate withholds shares to satisfy minimum statutory federal, state and local tax withholding obligations arising from the vesting of restricted share units and restricted stock. During the year ended March 31, 2024, 3.0 million shares (2023 — 1.5 million shares, 2022—1.8 million shares) were withheld upon the vesting of restricted share units and restricted stock.

[Table of Contents](#)

Lionsgate, and hence the Company, becomes entitled to an income tax deduction in an amount equal to the taxable income reported by the holders of the stock options and restricted share units when vesting or exercise occurs, the restrictions are released and the shares are issued. Restricted share units are forfeited if the employees are terminated prior to vesting.

The Company recognized excess tax deficiencies of \$7.4 million associated with its equity awards in its tax provision for the year ended March 31, 2024 (2023— benefits of \$8.7 million, 2022 — deficiencies of \$12.7 million).

Other Share-Based Compensation

Pursuant to the terms of certain employment agreements, during the year ended March 31, 2024, Lionsgate granted the equivalent of \$2.3 million (2023 - \$2.3 million, 2022 - \$2.3 million) in shares to certain Company employees through the term of their employment contracts, which were recorded as compensation expense in the applicable period. Pursuant to this arrangement, for the year ended March 31, 2024, Lionsgate issued 0.2 million shares (2023 - 0.3 million shares, 2022-0.1 million shares), net of shares withheld to satisfy minimum tax withholding obligations.

14. Income Taxes

The components of pretax income (loss), net of intercompany eliminations, are as follows:

	Year Ended March 31,		
	2024	2023	2022
	(Amounts in millions)		
United States	\$ (143.8)	\$ (33.5)	\$ 20.4
International	71.1	38.9	(9.2)
	<u>\$ (72.7)</u>	<u>\$ 5.4</u>	<u>\$ 11.2</u>

The Company's current and deferred income tax provision are as follows:

	Year Ended March 31,		
	2024	2023	2022
	(Amounts in millions)		
Current provision:			
Federal	\$20.4	\$ 3.2	\$ 5.7
States	5.6	(0.5)	3.2
International	12.6	10.0	7.2
Total current provision	<u>38.6</u>	<u>\$ 12.7</u>	<u>\$ 16.1</u>
Deferred provision:			
Federal	(3.4)	0.4	0.9
States	0.3	(0.1)	0.3
International	(1.3)	1.3	—
Total deferred provision	<u>(4.4)</u>	<u>1.6</u>	<u>1.2</u>
Total provision for income taxes	<u>\$34.2</u>	<u>\$ 14.3</u>	<u>\$ 17.3</u>

The Company's income tax provision differs from the federal statutory rate multiplied by pre-tax income (loss) due to the mix of the Company's pre-tax income (loss) generated across the various jurisdictions in which it operates, changes in the valuation allowance against deferred tax assets, and certain minimum taxes and foreign withholding taxes.

[Table of Contents](#)

The differences between income taxes expected at U.S. statutory income tax rates and the income tax provision are as set forth below:

	Year Ended March 31,		
	2024	2023	2022
	(Amounts in millions)		
Income taxes computed at Federal statutory rate	\$(15.3)	\$ 1.1	\$ 2.4
Foreign operations subject to different income tax rates	6.8	5.0	7.1
State income tax	5.9	(0.6)	3.5
Remeasurements of originating deferred tax assets and liabilities	4.7	(4.7)	(9.2)
Permanent differences	0.1	2.1	—
Nondeductible share-based compensation	1.2	1.8	(2.7)
Nondeductible officers compensation	7.7	9.8	5.1
Non-controlling interest in partnerships	18.6	1.8	3.7
Foreign derived intangible income	(2.4)	(1.4)	—
Other	2.7	1.7	1.5
Changes in valuation allowance	4.2	(2.3)	5.9
Total provision for income taxes	<u>\$ 34.2</u>	<u>\$ 14.3</u>	<u>\$ 17.3</u>

The income tax effects of temporary differences between the book value and tax basis of assets and liabilities are as follows:

	March 31, 2024	March 31, 2023
	(Amounts in millions)	
Deferred tax assets:		
Net operating losses	\$ 241.9	\$ 94.1
Foreign tax credits	—	7.2
Intangible assets	9.5	—
Accrued compensation	42.9	50.7
Operating leases- liabilities	83.5	24.4
Other assets	50.7	14.5
Reserves	21.1	8.0
Interest	68.0	21.8
Total deferred tax assets	<u>517.6</u>	<u>220.7</u>
Valuation allowance	(341.6)	(152.2)
Deferred tax assets, net of valuation allowance	<u>176.0</u>	<u>68.5</u>
Deferred tax liabilities:		
Intangible assets	—	(8.0)
Investment in film and television programs	(56.9)	(3.6)
Unrealized gains on derivative contracts	(32.9)	(33.5)
Operating leases - assets	(78.2)	(21.9)
Other	(21.7)	(19.6)
Total deferred tax liabilities	<u>(189.7)</u>	<u>(86.6)</u>
Net deferred tax liabilities	<u>\$ (13.7)</u>	<u>\$ (18.1)</u>

The Company has recorded valuation allowances for certain deferred tax assets, which are primarily related to U.S. and foreign net operating loss carryforwards and U.S. foreign tax credit carryforwards as sufficient uncertainty exists regarding the future realization of these assets.

[Table of Contents](#)

As computed on a separate return basis, with the combined historical results of the Studio Business presented on a managed basis as discussed in Note 1, at March 31, 2024, the Company had state net operating loss carryforwards of approximately of approximately \$251.6 million, which would expire in varying amounts beginning in 2025, Canada net operating loss carryforwards of approximately \$359.6 million which expire in varying amounts beginning in 2036, Spain net operating loss carryforwards of approximately \$96.1 million which expire in varying amounts beginning in 2036, and U.K. net operating loss carryforwards of approximately \$95.1 million with no expiration. However, under the managed basis of presentation of the Studio Business, the combined historical results exclude certain deductions and other items and therefore, for purposes of these combined financial statements, these items are not reflected in the calculations of net operating loss carryforwards of the Studio Business.

The following table summarizes the changes to the gross unrecognized tax benefits, exclusive of interest and penalties, for the years ended March 31, 2024, 2023 and 2022:

	Amounts in millions
Gross unrecognized tax benefits at March 31, 2021	\$ 0.6
Increases related to current year tax position	—
Increases related to prior year tax positions	0.4
Decreases related to prior year tax positions	—
Settlements	—
Lapse in statute of limitations	—
Gross unrecognized tax benefits at March 31, 2022	1.0
Increases related to current year tax position	—
Increases related to prior year tax positions	—
Decreases related to prior year tax positions	—
Settlements	—
Lapse in statute of limitations	(0.7)
Gross unrecognized tax benefits at March 31, 2023	0.3
Increases related to current year tax position	—
Increases related to prior year tax positions	5.3
Decreases related to prior year tax positions	—
Settlements	—
Lapse in statute of limitations	(0.3)
Gross unrecognized tax benefits at March 31, 2024	\$ 5.3

The Company records interest and penalties on unrecognized tax benefits as part of its income tax provision. For the years ended March 31, 2024, 2023 and 2022, the Company recognized insignificant amounts of net interest and penalties related to uncertain tax positions. The total amount of unrecognized tax benefits as of March 31, 2024 that, if recognized, would benefit the Company's tax provision are \$0.4 million. The Company estimates the liability for unrecognized tax benefits may decrease by approximately \$1.5 million in the next twelve months.

The Company is subject to taxation in the U.S. and various state, local, and foreign jurisdictions. To the extent allowed by law, the taxing authorities may have the right to examine prior periods where net operating loss carryforwards were generated and carried forward and make adjustments up to the amount of the net operating loss carryforwards. Currently, audits are occurring in various U.S. federal, state and local tax jurisdictions for tax years ended in 2018 through 2020. Lionsgate is currently under examination by the Canadian tax authority for the years ended March 31, 2018 through March 31, 2019.

15. Restructuring and Other

Restructuring and other includes restructuring and severance costs, certain transaction and other costs, and certain unusual items, when applicable. During the years ended March 31, 2024, 2023 and 2022, the Company also incurred certain other unusual charges or benefits, which are included in direct operating expense and distribution and marketing expense in the combined statements of operations and are described below. The following table sets forth restructuring and other and these other unusual charges or benefits and the statement of operations line items they are included in for the years ended March 31, 2024, 2023 and 2022:

	Year Ended March 31,		
	2024	2023	2022
	(Amounts in millions)		
Restructuring and other:			
Content and other impairments ⁽¹⁾	\$ 12.8	\$ 5.9	\$ —
Severance ⁽²⁾			
Cash	27.5	10.8	2.8
Accelerated vesting on equity awards (see Note 13)	7.7	4.2	—
Total severance costs	35.2	15.0	2.8
COVID-19 related charges included in restructuring and other	—	0.1	1.0
Transaction and other costs ⁽³⁾	84.9	6.2	2.5
Total Restructuring and Other	132.9	27.2	6.3
Other unusual charges not included in restructuring and other or the Company's operating segments:			
Content charges included in direct operating expense ⁽⁴⁾	1.5	8.1	—
COVID-19 related charges (benefit) included in direct operating expense ⁽⁵⁾	(0.9)	(8.9)	(5.2)
Charges related to Russia's invasion of Ukraine included in direct operating expense ⁽⁶⁾	—	—	5.9
Total restructuring and other and other unusual charges not included in restructuring and other	<u>\$133.5</u>	<u>\$26.4</u>	<u>\$ 7.0</u>

- (1) Amounts in the fiscal year ended March 31, 2024 include \$12.8 million of development costs written off in connection with changes in strategy in the Television Production segment as a result of the acquisition of eOne. Amounts in the fiscal year ended March 31, 2023 include an impairment of an operating lease right-of-use asset related to the Studio Business and corporate facilities amounting to \$5.8 million associated with a portion of a facility lease that will no longer be utilized by the Company. The impairment reflects a decline in market conditions since the inception of the lease impacting potential sublease opportunities, and represents the difference between the estimated fair value, which was determined based on the expected discounted future cash flows of the lease asset, and the carrying value.
- (2) Severance costs in the fiscal years ended March 31, 2024, 2023 and 2022 were primarily related to restructuring activities and other cost-saving initiatives. In fiscal 2024, amounts were due to restructuring activities including integration of the acquisition of eOne and our Motion Picture and Television Production segment.
- (3) Amounts in the fiscal years ended March 31, 2024, 2023 and 2022 reflect transaction, integration and legal costs associated with certain strategic transactions, and restructuring activities and also include costs and benefits associated with legal and other matters. In fiscal 2024, these amounts include \$49.2 million associated with the acquisition of additional interest in 3 Arts Entertainment. Due to the new arrangement representing a modification of terms of the compensation element under the previous arrangement which resulted in the reclassification of the equity award to a liability award, the Company recognized incremental compensation expense of \$49.2 million, representing the excess of the fair value of the modified award over

[Table of Contents](#)

amounts previously expensed. See Note 11 for further information. In addition, transaction and other costs in fiscal 2024 includes approximately \$16.6 million of a loss associated with a theft at a production of a 51% owned consolidated entity. The Company expects to recover a portion of this amount under its insurance coverage and from the noncontrolling interest holders of this entity. The remaining amounts in fiscal 2024 primarily represent acquisition and integration costs related to the acquisition of eOne, and costs associated with the separation of the Starz Business from the Studio Business.

- (4) Amounts represent certain unusual content charges. In the fiscal year ended March 31, 2023, the amounts represent development costs written off as a result of changes in strategy across the Company's theatrical slate in connection with certain management changes and changes in the theatrical marketplace in the Motion Picture segment. These charges are excluded from segment results and included in amortization of investment in film and television programs in direct operating expense on the combined statement of operations.
- (5) Amounts reflected in direct operating expense include incremental costs associated with the pausing and restarting of productions including paying/hiring certain cast and crew, maintaining idle facilities and equipment costs resulting from circumstances associated with the COVID-19 global pandemic, net of insurance recoveries of \$1.0 million, \$8.4 million and \$15.6 million in fiscal 2024, 2023 and 2022, respectively. In fiscal years ended March 31, 2024, 2023 and 2022, insurance recoveries exceeded the incremental costs expensed in the year, resulting in a net benefit included in direct operating expense. The Company is in the process of seeking additional insurance recovery for some of these costs. The ultimate amount of insurance recovery cannot be estimated at this time.
- (6) Amounts represent charges related to Russia's invasion of Ukraine, primarily related to bad debt reserves for accounts receivable from customers in Russia, included in direct operating expense in the combined statements of operations.

Changes in the restructuring and other severance liability were as follows for the years ended March 31, 2024, 2023 and 2022:

	Year Ended March 31,		
	2024	2023	2022
	(Amounts in millions)		
Severance liability			
Beginning balance	\$ 3.7	\$ 0.8	\$ 3.9
Accruals	27.5	10.8	2.8
Severance payments	(11.9)	(7.9)	(5.9)
Ending balance ⁽¹⁾	<u>\$ 19.3</u>	<u>\$ 3.7</u>	<u>\$ 0.8</u>

- (1) As of March 31, 2024, the remaining severance liability of approximately \$19.3 million is expected to be paid in the next 12 months.

16. Segment Information

The Company's reportable segments have been determined based on the distinct nature of their operations, the Company's internal management structure, and the financial information that is evaluated regularly by the Company's chief operating decision maker.

The Company has two reportable business segments: (1) Motion Picture and (2) Television Production.

Motion Picture. Motion Picture consists of the development and production of feature films, acquisition of North American and worldwide distribution rights, North American theatrical, home entertainment and television distribution of feature films produced and acquired, and worldwide licensing of distribution rights to feature films produced and acquired.

[Table of Contents](#)

Television Production. Television Production consists of the development, production and worldwide distribution of television productions including television series, television movies and mini-series, and non-fiction programming. Television Production includes the licensing of Starz original series productions to the Starz Business, and the ancillary market distribution of Starz original productions and licensed product. Additionally, the Television Production segment includes the results of operations of 3 Arts Entertainment.

Segment information is presented in the table below. The Motion Picture and Television Production segments include the results of operations of eOne from the acquisition date of December 27, 2023 (see Note 2).

	Year Ended March 31,		
	2024	2023	2022
	(Amounts in millions)		
Segment revenues			
Motion Picture	\$ 1,656.3	\$ 1,323.7	\$ 1,185.3
Television Production	1,330.1	1,760.1	1,531.0
Total revenue	<u>\$ 2,986.4</u>	<u>\$ 3,083.8</u>	<u>\$ 2,716.3</u>
Gross contribution			
Motion Picture	\$ 433.3	\$ 386.3	\$ 356.0
Television Production	204.7	185.3	124.1
Total gross contribution	638.0	571.6	480.1
Segment general and administration			
Motion Picture	113.9	109.8	93.1
Television Production	57.9	51.9	40.2
Total segment general and administration	171.8	161.7	133.3
Segment profit			
Motion Picture	319.4	276.5	262.9
Television Production	146.8	133.4	83.9
Total segment profit	<u>\$ 466.2</u>	<u>\$ 409.9</u>	<u>\$ 346.8</u>

The Company's primary measure of segment performance is segment profit. Segment profit is defined as gross contribution (revenues, less direct operating and distribution and marketing expense) less segment general and administration expenses. Segment profit excludes, when applicable, corporate and allocated general and administrative expense, restructuring and other costs, share-based compensation, certain charges related to the COVID-19 global pandemic, charges related to Russia's invasion of Ukraine, and purchase accounting and related adjustments. The Company believes the presentation of segment profit is relevant and useful for investors because it allows investors to view segment performance in a manner similar to the primary method used by the Company's management and enables them to understand the fundamental performance of the Company's businesses.

[Table of Contents](#)

The reconciliation of total segment profit to the Company's income (loss) before income taxes is as follows:

	Year Ended March 31,		
	2024	2023	2022
	(Amounts in millions)		
Company's total segment profit	\$ 466.2	\$ 409.9	\$ 346.8
Corporate general and administrative expenses ⁽¹⁾	(110.6)	(100.9)	(80.0)
Adjusted depreciation and amortization ⁽²⁾	(10.5)	(12.2)	(12.4)
Restructuring and other	(132.9)	(27.2)	(6.3)
COVID-19 related benefit (charges) included in direct operating expense and distribution and marketing expense ⁽³⁾	0.9	8.9	5.2
Content charges ⁽⁴⁾	(1.5)	(8.1)	—
Charges related to Russia's invasion of Ukraine ⁽⁵⁾	—	—	(5.9)
Adjusted share-based compensation expense ⁽⁶⁾	(54.8)	(69.2)	(70.2)
Purchase accounting and related adjustments ⁽⁷⁾	(17.1)	(61.6)	(65.3)
Operating income	139.7	139.6	111.9
Interest expense	(222.5)	(162.6)	(115.0)
Interest and other income	19.2	6.4	28.0
Other expense	(20.0)	(21.2)	(8.6)
Loss on extinguishment of debt	(1.3)	(1.3)	(3.4)
Gain on investments, net	3.5	44.0	1.3
Equity interests income (loss)	8.7	0.5	(3.0)
Income (loss) before income taxes	<u>\$ (72.7)</u>	<u>\$ 5.4</u>	<u>\$ 11.2</u>

- (1) Corporate general and administrative expenses reflect the allocations of certain general and administrative expenses from Lionsgate related to certain corporate and shared service functions historically provided by Lionsgate, including, but not limited to, executive oversight, accounting, tax, legal, human resources, occupancy, and other shared services (see Note 1 and Note 20). Amount excludes allocation of share-based compensation expense discussed below. The costs included in corporate general and administrative expenses represent certain corporate executive expense (such as salaries and wages for the office of the Chief Executive Officer, Chief Financial Officer, General Counsel and other corporate officers), investor relations costs, costs of maintaining corporate facilities, and other unallocated common administrative support functions, including corporate accounting, finance and financial reporting, internal and external audit and tax costs, corporate and other legal support functions, and certain information technology and human resources expense.
- (2) Adjusted depreciation and amortization represents depreciation and amortization as presented on the combined statements of operations less the depreciation and amortization related to the non-cash fair value adjustments to property and equipment and intangible assets acquired in acquisitions which are included in the purchase accounting and related adjustments line item above, as shown in the table below:

	Year Ended March 31,		
	2024	2023	2022
	(Amounts in millions)		
Depreciation and amortization	\$ 15.6	\$ 17.9	\$ 18.1
Less: Amount included in purchase accounting and related adjustments	(5.1)	(5.7)	(5.7)
Adjusted depreciation and amortization	<u>\$ 10.5</u>	<u>\$ 12.2</u>	<u>\$ 12.4</u>

- (3) Amounts represent the incremental costs, if any, included in direct operating expense and distribution and marketing expense resulting from circumstances associated with the COVID-19 global pandemic, net of

Table of Contents

insurance recoveries. During the fiscal years ended March 31, 2024, 2023 and 2022, the Company has incurred a net benefit in direct operating expense due to insurance recoveries in excess of the incremental costs expensed in the period (see Note 15). These benefits (charges) are excluded from segment operating results.

- (4) Content charges represent certain charges included in direct operating expense in the combined statements of operations, and excluded from segment operating results (see Note 15).
- (5) Amounts represent charges related to Russia's invasion of Ukraine, primarily related to bad debt reserves for accounts receivable from customers in Russia, included in direct operating expense in the combined statements of operations, and excluded from segment operating results.
- (6) The following table reconciles total share-based compensation expense to adjusted share-based compensation expense:

	Year Ended March 31,		
	2024	2023	2022
	(Amounts in millions)		
Total share-based compensation expense ⁽ⁱ⁾	\$62.5	\$73.4	\$70.2
Less:			
Amount included in restructuring and other ⁽ⁱⁱ⁾	(7.7)	(4.2)	—
Adjusted share-based compensation	<u>\$54.8</u>	<u>\$69.2</u>	<u>\$70.2</u>

- (i) Total share-based compensation expense in the years ended March 31, 2024, 2023 and 2022 includes \$15.0 million, \$26.7 million and \$19.6 million, respectively, of corporate allocation of share-based compensation expense, representing the allocation of Lionsgate's corporate employee share-based compensation expense.
 - (ii) Represents share-based compensation expense included in restructuring and other expenses reflecting the impact of the acceleration of vesting schedules for equity awards pursuant to certain severance arrangements.
- (7) Purchase accounting and related adjustments primarily represent the amortization of non-cash fair value adjustments to certain assets acquired in acquisitions. The following sets forth the amounts included in each line item in the financial statements:

	Year Ended March 31,		
	2024	2023	2022
	(Amounts in millions)		
Purchase accounting and related adjustments:			
Direct operating	\$ —	\$ 0.7	\$ 0.4
General and administrative expense ⁽ⁱ⁾	12.0	55.2	59.2
Depreciation and amortization	5.1	5.7	5.7
	<u>\$17.1</u>	<u>\$61.6</u>	<u>\$65.3</u>

(i) These adjustments include the expense associated with the noncontrolling equity interests in the distributable earnings related to 3 Arts Entertainment, and the non-cash charges for the accretion of the noncontrolling interest discount related to Pilgrim Media Group (through June 2021) and 3 Arts Entertainment (through November 2022), and the amortization of the recoupable portion of the purchase price (through May 2023) related to 3 Arts Entertainment, all of which are accounted for as compensation and are included in general and administrative expense, as presented in the table below. The noncontrolling equity interests in the distributable earnings of 3 Arts Entertainment are reflected as an expense rather than noncontrolling interest in the combined statements of operations due to the relationship to continued employment.

[Table of Contents](#)

	Year Ended March 31,		
	2024	2023	2022
	(Amounts in millions)		
Amortization of recoupable portion of the purchase price	\$ 1.3	\$ 7.7	\$ 7.7
Noncontrolling interest discount amortization	—	13.2	22.7
Noncontrolling equity interest in distributable earnings	10.7	34.3	28.8
	<u>\$12.0</u>	<u>\$55.2</u>	<u>\$59.2</u>

See Note 12 for revenues by media or product line as broken down by segment for the fiscal years ended March 31, 2024, 2023, and 2022.

The following table reconciles segment general and administration to the Company's total combined general and administration expense:

	Year Ended March 31,		
	2024	2023	2022
	(Amounts in millions)		
General and administration			
Segment general and administrative expenses	\$171.8	\$161.7	\$133.3
Corporate general and administrative expenses	110.6	100.9	80.0
Share-based compensation expense included in general and administrative expense ⁽¹⁾	54.8	69.2	70.2
Purchase accounting and related adjustments	12.0	55.2	59.2
	<u>\$349.2</u>	<u>\$387.0</u>	<u>\$342.7</u>

- (1) Includes share-based compensation expense related to the allocation of Lionsgate corporate and shared employee share-based compensation expenses of \$15.0 million in fiscal year 2024 (2023- \$26.7 million, 2022 - \$19.6 million).

The reconciliation of total segment assets to the Company's total combined assets is as follows:

	March 31, 2024	March 31, 2023
		(Amounts in millions)
Assets		
Motion Picture	\$1,851.4	\$1,759.4
Television Production	2,347.8	1,949.1
Other unallocated assets ⁽¹⁾	903.8	704.2
	<u>\$5,103.0</u>	<u>\$4,412.7</u>

- (1) Other unallocated assets primarily consist of cash, other assets and investments.

[Table of Contents](#)

The following table sets forth acquisition of investment in films and television programs, as broken down by segment for the years ended March 31, 2024, 2023 and 2022:

	Year Ended March 31,		
	2024	2023	2022
	(Amounts in millions)		
Acquisition of investment in films and television programs			
Motion Picture	\$ 418.1	\$ 484.5	\$ 463.1
Television Production	702.4	1,083.9	1,287.0
	<u>\$ 1,120.5</u>	<u>\$ 1,568.4</u>	<u>\$ 1,750.1</u>

The following table sets forth capital expenditures, as broken down by segment for the years ended March 31, 2024, 2023 and 2022:

	Year Ended March 31,		
	2024	2023	2022
	(Amounts in millions)		
Capital expenditures			
Motion Picture	\$—	\$—	\$—
Television Production	0.3	0.3	0.4
Corporate ⁽¹⁾	9.6	6.2	5.7
	<u>\$ 9.9</u>	<u>\$ 6.5</u>	<u>\$ 6.1</u>

(1) Represents unallocated capital expenditures primarily related to the Company's corporate headquarters.

Revenue by geographic location, based on the location of the customers, with no other foreign country individually comprising greater than 10% of total revenue, is as follows:

	Year Ended March 31,		
	2024	2023	2022
	(Amounts in millions)		
Revenue			
Canada	\$ 70.4	\$ 64.0	\$ 56.7
United States	2,262.3	2,348.8	2,084.0
Other foreign	653.7	671.0	575.6
	<u>\$ 2,986.4</u>	<u>\$ 3,083.8</u>	<u>\$ 2,716.3</u>

Long-lived assets by geographic location are as follows:

	March 31, 2024	March 31, 2023
		(Amounts in millions)
Long-lived assets⁽¹⁾		
United States	\$ 2,047.6	\$ 1,736.5
Other foreign	263.0	190.8
	<u>\$ 2,310.6</u>	<u>\$ 1,927.3</u>

(1) Long-lived assets represents total assets less the following: current assets, investments, long-term receivables, interest rate swaps, intangible assets, goodwill and deferred tax assets.

[Table of Contents](#)

For the years ended March 31, 2024, 2023 and 2022, the Company had revenue from the Starz Business of \$545.9 million, \$775.5 million and \$648.2 million, respectively, which represented greater than 10% of combined revenues, primarily related to the Company's Television Production segment (see Note 20). For the year ended March 31, 2024, the Company had revenue from one individual external customer which represented greater than 10% of combined revenues, amounting to \$411.1 million, related to the Company's Motion Picture and Television Production segments. For the year ended March 31, 2023, the Company had revenue from one individual external customer which represented greater than 10% of combined revenues, amounting to \$337.1 million, related to the Company's Motion Picture and Television Production segments.

As of March 31, 2024, the Company had accounts receivable due from two customers which individually represented greater than 10% of combined accounts receivable. Accounts receivable due from these two customers amounted to 12.5% and 10.8% of total combined accounts receivable (current and non-current) at March 31, 2024, respectively, or gross accounts receivable of approximately \$100.9 million and \$86.8 million, respectively. As of March 31, 2023, the Company had accounts receivable due from one customer which individually represented greater than 10% of combined accounts receivable and amounted to 10.5% of total combined accounts receivable (current and non-current) at March 31, 2023, or gross accounts receivable of approximately \$60.0 million. In addition, the Company had amounts due from the Starz Business of \$33.4 million and \$157.6 million at March 31, 2024 and 2023, respectively, which are separately presented in the "Due from Starz Business" line item of the combined balance sheets (see Note 20).

17. Commitments and Contingencies

Commitments

The following table sets forth the Company's future annual repayment of contractual commitments as of March 31, 2024:

	Year Ending March 31,						Total
	2025	2026	2027	2028	2029	Thereafter	
(Amounts in millions)							
Contractual commitments by expected repayment date (off-balance sheet arrangements)							
Film related obligations commitments ⁽¹⁾	\$221.4	\$ 45.6	\$11.8	\$ 4.5	\$ —	\$ —	\$283.3
Interest payments ⁽²⁾	126.3	39.5	9.9	3.1	—	—	178.8
Other contractual obligations	98.5	57.3	47.7	35.7	32.4	178.3	449.9
Total future commitments under contractual obligations⁽³⁾	\$446.2	\$142.4	\$69.4	\$43.3	\$32.4	\$ 178.3	\$912.0

(1) Film related obligations commitments are not reflected on the combined balance sheets as they did not then meet the criteria for recognition and include the following items:

- (i) Distribution and marketing commitments represent contractual commitments for future expenditures associated with distribution and marketing of films which the Company will distribute. The payment dates of these amounts are primarily based on the anticipated release date of the film.
- (ii) Minimum guarantee commitments represent contractual commitments related to the purchase of film rights for pictures to be delivered in the future.
- (iii) Production loan commitments represent amounts committed for future film production and development to be funded through production financing and recorded as a production loan liability when incurred. Future payments under these commitments are based on anticipated delivery or release dates of the related film or contractual due dates of the commitment. The amounts include estimated future interest payments associated with the commitment.

Table of Contents

- (2) Includes cash interest payments on the Company's Senior Credit Facilities and film related obligations, based on the applicable SOFR interest rates at March 31, 2024, net of payments and receipts from the Company's interest rate swaps, and excluding the interest payments on the revolving credit facility as future amounts are not fixed or determinable due to fluctuating balances and interest rates.
- (3) Not included in the amounts above are \$123.3 million of redeemable noncontrolling interest, as future amounts and timing are subject to a number of uncertainties such that the Company is unable to make sufficiently reliable estimations of future payments (see Note 11).

Multiemployer Benefit Plans. The Company contributes to various multiemployer pension plans under the terms of collective bargaining agreements that cover its union-represented employees. The Company makes periodic contributions to these plans in accordance with the terms of applicable collective bargaining agreements and laws but does not sponsor or administer these plans. The risks of participating in these multiemployer pension plans are different from single-employer pension plans such that (i) contributions made by the Company to the multiemployer pension plans may be used to provide benefits to employees of other participating employers; (ii) if the Company chooses to stop participating in certain of these multiemployer pension plans, it may be required to pay those plans an amount based on the underfunded status of the plan, which is referred to as a withdrawal liability; and (iii) actions taken by a participating employer that lead to a deterioration of the financial health of a multiemployer pension plan may result in the unfunded obligations of the multiemployer pension plan to be borne by its remaining participating employers.

The Company does not participate in any multiemployer benefit plans that are considered to be individually significant to the Company, and as of March 31, 2024, all except two of the largest plans in which the Company participates were funded at a level of 80% or greater. The other two plans, the Motion Picture Industry Pension Plan and the Screen Actors Guild - Producers Pension Plan were funded at 71.20% and 79.06%, respectively, for the 2023 plan year, but neither of these plans were considered to be in endangered, critical, or critical and declining status in the 2023 plan year. Total contributions made by the Company to multiemployer pension and other benefit plans for the years ended March 31, 2024, 2023 and 2022 were \$58.0 million, \$87.0 million and \$90.4 million, respectively.

Contingencies

From time to time, the Company is involved in certain claims and legal proceedings arising in the normal course of business.

The Company establishes an accrued liability for claims and legal proceedings when the Company determines that a loss is both probable and the amount of the loss can be reasonably estimated. Once established, accruals are adjusted from time to time, as appropriate, in light of additional information. The amount of any loss ultimately incurred in relation to matters for which an accrual has been established may be higher or lower than the amounts accrued for such matters.

As of March 31, 2024, the Company is not a party to any material pending claims or legal proceeding and is not aware of any other claims that it believes could, individually or in the aggregate, have a material adverse effect on the Company's financial position, results of operations or cash flows.

Insurance Litigation

During the fiscal year ended March 31, 2022, the Company settled with all of the insurers in its previous lawsuits related to insurance reimbursements associated with the previous Starz shareholder litigation settlement, which resulted in a net settlement amount received by the Company of \$22.7 million in the fiscal year ended March 31, 2022, which is included in the "interest and other income" line item on the combined statement of operations.

18. Financial Instruments

(a) Credit Risk

Concentration of credit risk with the Company's customers is limited due to the Company's customer base and the diversity of its sales throughout the world. The Company performs ongoing credit evaluations and maintains a provision for potential credit losses. The Company generally does not require collateral for its trade accounts receivable.

(b) Derivative Instruments and Hedging Activities

Forward Foreign Exchange Contracts

The Company enters into forward foreign exchange contracts to hedge its foreign currency exposures on future production expenses and tax credit receivables denominated in various foreign currencies (i.e., cash flow hedges). The Company also enters into forward foreign exchange contracts that economically hedge certain of its foreign currency risks, even though hedge accounting does not apply or the Company elects not to apply hedge accounting. The Company monitors its positions with, and the credit quality of, the financial institutions that are party to its financial transactions. Changes in the fair value of the foreign exchange contracts that are designated as hedges are reflected in accumulated other comprehensive income (loss), and changes in the fair value of foreign exchange contracts that are not designated as hedges and do not qualify for hedge accounting are recorded in direct operating expense. Gains and losses realized upon settlement of the foreign exchange contracts that are designated as hedges are amortized to direct operating expense on the same basis as the production expenses being hedged.

As of March 31, 2024, the Company had the following outstanding forward foreign exchange contracts (all outstanding contracts have maturities of less than 25 months from March 31, 2024):

March 31, 2024				
Foreign Currency	Foreign Currency Amount (Amounts in millions)		US Dollar Amount (Amounts in millions)	Weighted Average Exchange Rate Per \$1 USD
British Pound Sterling	0.5 GBP	in exchange for	\$ 0.6	0.79 GBP
Czech Koruna	180.0 CZK	in exchange for	\$ 7.7	23.29 CZK
Euro	0.6 EUR	in exchange for	\$ 0.5	0.91 EUR
Canadian Dollar	21.4 CAD	in exchange for	\$ 15.9	1.34 CAD
Mexican Peso	56.7 MXN	in exchange for	\$ 3.0	18.95 PLN
Hungarian Forint	1,450.0 HUF	in exchange for	\$ 4.0	360.17 HUF
New Zealand Dollar	73.9 NZD	in exchange for	\$ 45.3	1.64 NZD

Interest Rate Swaps

The Company is exposed to the impact of interest rate changes, primarily through its borrowing activities. The Company's objective is to mitigate the impact of interest rate changes on earnings and cash flows. The Company primarily uses pay-fixed interest rate swaps to facilitate its interest rate risk management activities, which the Company generally designates as cash flow hedges of interest payments on floating-rate borrowings. Pay-fixed swaps effectively convert floating-rate borrowings to fixed-rate borrowings. The unrealized gains or losses from these designated cash flow hedges are deferred in accumulated other comprehensive income (loss) and recognized in interest expense as the interest payments occur. Changes in the fair value of interest rate swaps that are not designated as hedges are recorded in interest expense (see further explanation below).

Cash settlements related to interest rate contracts are generally classified as operating activities on the combined statements of cash flows. However, due to a financing component (debt host) on a portion of the Company's previously outstanding interest rate swaps, the cash flows related to these contracts were classified as financing activities through the date of termination.

[Table of Contents](#)

Designated Cash Flow Hedges. As of March 31, 2024 and March 31, 2023, the Company had the following pay-fixed interest rate swaps, which have been designated as cash flow hedges outstanding (all related to the Company's SOFR-based debt, see Note 7 and Note 8).

<u>Effective Date</u>	<u>Notional Amount</u> (in millions)	<u>Fixed Rate Paid</u>	<u>Maturity Date</u>
May 23, 2018	\$ 300.0	2.915%	March 24, 2025
May 23, 2018	\$ 700.0	2.915%	March 24, 2025 ⁽¹⁾
June 25, 2018	\$ 200.0	2.723%	March 23, 2025 ⁽¹⁾
July 31, 2018	\$ 300.0	2.885%	March 23, 2025 ⁽¹⁾
December 24, 2018	\$ 50.0	2.744%	March 23, 2025 ⁽¹⁾
December 24, 2018	\$ 100.0	2.808%	March 23, 2025 ⁽¹⁾
December 24, 2018	\$ 50.0	2.728%	March 23, 2025 ⁽¹⁾
Total	<u>\$ 1,700.0</u>		

(1) Represents the re-designated swaps as described in the May 2022 Transactions section below that were previously not designated cash flow hedges at March 31, 2022

May 2022 Transactions: In May 2022, the Company terminated certain of its previous interest rate swap contracts (the "Terminated Swaps"). As a result of the terminations, the Company received approximately \$56.4 million. Simultaneously with the termination of the Terminated Swaps, the Company re-designated all other swaps previously not designated as cash flow hedges of variable rate debt.

The receipt of approximately \$56.4 million as a result of the termination was recorded as a reduction of the asset values of the derivatives amounting to \$188.7 million and a reduction of the financing component (debt host) of the Terminated Swaps amounting to \$131.3 million. At the time of the termination of the Terminated Swaps, there was approximately \$180.4 million of unrealized gains recorded in accumulated other comprehensive income (loss) related to these Terminated Swaps. This amount will be amortized as a reduction of interest expense through the remaining term of the swaps unless it becomes probable that the cash flows originally hedged will not occur, in which case the proportionate amount of the gain will be recorded as a reduction to interest expense at that time. In addition, the liability amount of \$6.8 million for the Re-designated Swaps at the re-designation date will be amortized as a reduction of interest expense throughout the remaining term of the Re-designated Swaps, unless it becomes probable that the cash flows originally hedged will not occur, in which case the proportionate amount of the loss will be recorded to interest expense at that time.

The receipt of approximately \$56.4 million was classified in the combined statement of cash flows as cash provided by operating activities of \$188.7 million reflecting the amount received for the derivative portion of the termination of swaps, and a use of cash in financing activities of \$134.5 million reflecting the pay down of the financing component of the Terminated Swaps (inclusive of payments made between April 1, 2022 and the termination date amounting to \$3.2 million).

[Table of Contents](#)

Financial Statement Effect of Derivatives

Combined statement of operations and comprehensive income (loss): The following table presents the pre-tax effect of the Company's derivatives on the accompanying combined statements of operations and comprehensive income (loss) for the years ended March 31, 2024, 2023 and 2022:

	Year Ended March 31,		
	2024	2023	2022
(Amounts in millions)			
Derivatives designated as cash flow hedges:			
Forward exchange contracts			
Gain (loss) recognized in accumulated other comprehensive income (loss)	\$ (5.8)	\$ 1.7	\$ 1.7
Loss reclassified from accumulated other comprehensive income (loss) into direct operating expense	(0.3)	(0.3)	(0.2)
Interest rate swaps			
Gain recognized in accumulated other comprehensive income (loss)	\$ 36.3	\$ 81.1	\$ 66.5
Gain (loss) reclassified from accumulated other comprehensive income (loss) into interest expense	41.8	1.4	(15.0)
Derivatives not designated as cash flow hedges:			
Interest rate swaps			
Loss reclassified from accumulated other comprehensive income (loss) into interest expense	\$ (7.2)	\$ (11.8)	\$ (33.8)
Total direct operating expense on combined statements of operations	\$ 1,886.7	\$ 2,207.9	\$ 1,922.1
Total interest expense on combined statements of operations	\$ 222.5	\$ 162.6	\$ 115.0

Combined balance sheets: The Company classifies its forward foreign exchange contracts and interest rate swap agreements within Level 2 as the valuation inputs are based on quoted prices and market observable data of similar instruments (see Note 10). Pursuant to the Company's accounting policy to offset the fair value amounts recognized for derivative instruments, the Company presents the asset or liability position of the swaps that are with the same counterparty under a master netting arrangement net as either an asset or liability in its combined balance sheets. As of March 31, 2024 and 2023, there were no swaps outstanding that were subject to a master netting arrangement.

As of March 31, 2024 and 2023, the Company had the following amounts recorded in the accompanying combined balance sheets related to the Company's use of derivatives:

	March 31, 2024		
	Other Current Assets	Other Non- Current Assets	Other Accrued Liabilities
(Amounts in millions)			
Derivatives designated as cash flow hedges:			
Forward exchange contracts	\$ —	\$ —	\$ 2.8
Interest rate swaps	35.6	—	—
Fair value of derivatives	<u>\$ 35.6</u>	<u>\$ —</u>	<u>\$ 2.8</u>

[Table of Contents](#)

	March 31, 2023		
	Other Current Assets	Other Non- Current Assets	Other Accrued Liabilities
(Amounts in millions)			
Derivatives designated as cash flow hedges:			
Forward exchange contracts	\$ 2.9	\$ —	\$ 0.1
Interest rate swaps	—	41.1	—
Fair value of derivatives	<u>\$ 2.9</u>	<u>\$ 41.1</u>	<u>\$ 0.1</u>

As of March 31, 2024, based on the current release schedule, the Company estimates approximately \$1.5 million of losses associated with forward foreign exchange contract cash flow hedges in accumulated other comprehensive income (loss) will be reclassified into earnings during the one-year period ending March 31, 2025.

As of March 31, 2024, the Company estimates approximately \$30.4 million of gains recorded in accumulated other comprehensive income (loss) associated with interest rate swap agreement cash flow hedges will be reclassified into interest expense during the one-year period ending March 31, 2025.

19. Additional Financial Information

The following tables present supplemental information related to the combined financial statements.

Cash, Cash Equivalents and Restricted Cash

Cash equivalents consist of investments that are readily convertible into cash. Cash equivalents are carried at cost, which approximates fair value. The Company classifies its cash equivalents within Level 1 of the fair value hierarchy because the Company uses quoted market prices to measure the fair value of these investments (see Note 10). The Company monitors concentrations of credit risk with respect to cash and cash equivalents by placing such balances with higher quality financial institutions or investing such amounts in liquid, short-term, highly-rated instruments or investment funds holding similar instruments. As of March 31, 2024, the Company's cash and cash equivalents were held in bank depository accounts.

The following table provides a reconciliation of cash, cash equivalents and restricted cash reported in the combined balance sheets to the total amounts reported in the combined statements of cash flows at March 31, 2024 and 2023. At March 31, 2024 and 2023, restricted cash represents primarily amounts related to required cash reserves for interest payments associated with the Production Tax Credit Facility, IP Credit Facility and Backlog Facility.

	March 31, 2024	March 31, 2023
(Amounts in millions)		
Cash and cash equivalents	\$ 277.0	\$ 210.9
Restricted cash included in other current assets	43.7	27.5
Restricted cash included in other non-current assets	13.7	13.0
Total cash, cash equivalents and restricted cash	<u>\$ 334.4</u>	<u>\$ 251.4</u>

Accounts Receivable Monetization

Under the Company’s accounts receivable monetization programs, the Company has entered into (1) individual agreements to monetize certain of its trade accounts receivable directly with third-party purchasers and (2) a revolving agreement to monetize designated pools of trade accounts receivable with various financial institutions, as further described below. Under these programs, the Company transfers receivables to purchasers in exchange for cash proceeds, and the Company continues to service the receivables for the purchasers. The Company accounts for the transfers of these receivables as a sale, removes (derecognizes) the carrying amount of the receivables from its balance sheets and classifies the proceeds received as cash flows from operating activities in the statements of cash flows. The Company records a loss on the sale of these receivables reflecting the net proceeds received (net of any obligations incurred), less the carrying amount of the receivables transferred. The loss is reflected in the “other expense” line item on the combined statements of operations. The Company receives fees for servicing the accounts receivable for the purchasers, which represent the fair value of the services and were immaterial for the years ended March 31, 2024, 2023 and 2022.

Individual Monetization Agreements. The Company enters into individual agreements to monetize trade accounts receivable. The third-party purchasers have no recourse to other assets of the Company in the event of non-payment by the customers. The following table sets forth a summary of the receivables transferred under individual agreements or purchases during the years ended March 31, 2024, 2023 and 2022:

	Year Ended March 31,		
	2024	2023	2022
	(Amounts in millions)		
Carrying value of receivables transferred and derecognized	\$ 512.3	\$ 400.5	\$ 285.0
Net cash proceeds received	491.9	383.0	278.3
Loss recorded related to transfers of receivables	20.4	17.5	6.7

At March 31, 2024, the outstanding amount of receivables derecognized from the Company’s combined balance sheets, but which the Company continues to service, related to the Company’s individual agreements to monetize trade accounts receivable was \$449.2 million (March 31, 2023 - \$350.9 million).

Pooled Monetization Agreement. In December 2019, the Company entered into a revolving agreement, as amended in July 2023, to transfer up to \$100.0 million of certain receivables to various financial institutions on a recurring basis in exchange for cash equal to the gross receivables transferred, which matured on October 1, 2023. As customers paid their balances, the Company would transfer additional receivables into the program. The transferred receivables were fully guaranteed by a bankruptcy-remote wholly-owned subsidiary of the Company. The third-party purchasers had no recourse to other assets of the Company in the event of non-payment by the customers.

The following table sets forth a summary of the receivables transferred under the pooled monetization agreement during the years ended March 31, 2024, 2023 and 2022:

	Year Ended March 31,		
	2024	2023	2022
	(Amounts in millions)		
Gross cash proceeds received for receivables transferred and derecognized	\$ 22.2	\$167.0	\$ 155.5
Less amounts from collections reinvested under revolving agreement	(9.1)	(94.3)	(102.7)
Proceeds from new transfers	13.1	72.7	52.8
Collections not reinvested and remitted or to be remitted	(13.4)	(66.6)	(46.8)
Net cash proceeds received (paid or to be paid) ⁽¹⁾	\$ (0.3)	\$ 6.1	\$ 6.0

[Table of Contents](#)

	Year Ended		
	2024	2023	2022
	(Amounts in millions)		
Carrying value of receivables transferred and derecognized ⁽²⁾	\$ 22.1	\$ 164.8	\$ 154.5
Obligations recorded	\$ 2.1	\$ 5.9	\$ 2.9
Loss recorded related to transfers of receivables	\$ 2.0	\$ 3.7	\$ 1.9

- (1) During the year ended March 31, 2024, the Company voluntarily repurchased \$46.0 million of receivables previously transferred. In addition, during the years ended March 31, 2023 and 2022, the Company repurchased \$27.4 million and \$25.5 million, respectively, of receivables previously transferred, as separately agreed upon with the third-party purchasers, in order to monetize such receivables under the individual monetization program discussed above without being subject to the collateral requirements under the pooled monetization program.
- (2) Receivables net of unamortized discounts on long-term, non-interest bearing receivables.

At March 31, 2024, there were no outstanding receivables derecognized from the Company's combined balance sheet, for which the Company continues to service, related to the pooled monetization agreement (March 31, 2023 - \$52.3 million).

Other Assets

The composition of the Company's other assets is as follows as of March 31, 2024 and March 31, 2023:

	March 31, 2024	March 31, 2023
	(Amounts in millions)	
Other current assets		
Prepaid expenses and other ⁽¹⁾	\$ 34.8	\$ 36.0
Restricted cash	43.7	27.5
Contract assets ⁽²⁾	59.9	63.5
Interest rate swap assets	35.6	—
Tax credits receivable	199.1	129.5
	<u>\$ 373.1</u>	<u>\$ 256.5</u>
Other non-current assets		
Prepaid expenses and other	\$ 18.3	\$ 7.4
Restricted cash	13.7	13.0
Accounts receivable ⁽³⁾	111.7	37.8
Contract assets ⁽³⁾	3.2	5.1
Tax credits receivable	361.7	341.8
Operating lease right-of-use assets	344.3	116.8
Interest rate swap assets	—	41.1
	<u>\$ 852.9</u>	<u>\$ 563.0</u>

- (1) Includes home entertainment product inventory which consists of Packaged Media and is stated at the lower of cost or market value (first-in, first-out method). Costs of Packaged Media sales, including shipping and handling costs, are included in distribution and marketing expenses.
- (2) At March 31, 2024, the current portion of contract assets includes \$14.9 million from the acquisition of eOne (see Note 2).
- (3) Unamortized discounts on long-term, non-interest bearing receivables were \$6.2 million and \$3.5 million at March 31, 2024 and 2023, respectively, and unamortized discounts on contract assets were \$0.3 million and \$0.5 million at March 31, 2024 and 2023, respectively.

Content Related Payables

Content related payables include minimum guarantees and accrued licensed program rights obligations, which represent amounts payable for film or television rights that the Company has acquired or licensed.

Other Accrued Liabilities

Other accrued liabilities include employee related liabilities (such as accrued bonuses and salaries and wages) of \$116.2 million and \$102.8 million at March 31, 2024 and 2023, respectively.

Accumulated Other Comprehensive Income (Loss)

The following table summarizes the changes in the components of accumulated other comprehensive income (loss), net of tax. During the years ended March 31, 2024, 2023 and 2022, there was no income tax expense or benefit reflected in other comprehensive income (loss) due to the income tax impact being offset by changes in the Company's deferred tax valuation allowance.

	Foreign currency translation adjustments	Net unrealized gain (loss) on cash flow hedges	Total
	(Amounts in millions)		
March 31, 2021	\$ (34.3)	(68.1)	\$(102.4)
Other comprehensive loss	(4.6)	68.2	63.6
Reclassifications to net loss ⁽¹⁾	—	49.0	49.0
March 31, 2022	(38.9)	49.1	10.2
Other comprehensive income	(2.2)	82.8	80.6
Reclassifications to net loss ⁽¹⁾	—	10.7	10.7
March 31, 2023	(41.1)	142.6	101.5
Other comprehensive income (loss)	(1.0)	30.5	29.5
Reclassifications to net loss ⁽¹⁾	—	(34.3)	(34.3)
March 31, 2024	<u>\$ (42.1)</u>	<u>\$ 138.8</u>	<u>\$ 96.7</u>

(1) Represents a loss of \$0.3 million included in direct operating expense and a gain of \$34.6 million included in interest expense on the combined statement of operations in the year ended March 31, 2024 (2023- loss of \$0.3 million included in direct operating expense and loss of \$10.4 million included in interest expense; 2022- loss of \$0.2 million included in direct operating expense and loss of \$48.8 million included in interest expense) (see Note 18).

Supplemental Cash Flow Information

Interest paid during the fiscal year ended March 31, 2024 amounted to \$196.9 million (2023 — \$137.7 million; 2022— \$85.0 million).

Income taxes paid during the fiscal year ended March 31, 2024 amounted to net tax paid of \$22.8 million (2023— net tax paid of \$14.3 million; 2022— net tax paid of \$13.9 million).

Significant non-cash transactions during the fiscal years ended March 31, 2024, 2023, and 2022 include certain interest rate swap agreements, which are discussed in Note 18, "Financial Instruments".

[Table of Contents](#)

The supplemental schedule of non-cash investing activities is presented below. There were no significant non-cash financing activities for the fiscal years ended March 31, 2024, 2023 and 2022.

	Year Ended March 31,		
	2024	2023	2022
	(Amounts in millions)		
Non-cash investing activities:			
Accrued equity method investment	\$ —	\$ —	\$ 19.0

Supplemental cash flow information related to leases was as follows:

	Year Ended March 31,		
	2024	2023	2022
	(Amounts in millions)		
Cash paid for amounts included in the measurement of lease liabilities:			
Operating cash flows for operating leases	\$ 45.1	\$ 40.3	\$ 44.9
Right-of-use assets obtained in exchange for new lease obligations:			
Operating leases	\$ 172.1	\$ 11.3	\$ 51.1
Increase in right-of-use assets and lease liability due to a reassessment event:			
Operating leases - increase in right-of-use assets	\$ 103.6	\$ 17.4	\$ 30.9
Operating leases - increase in lease liability	\$ 103.6	\$ 17.4	\$ 30.9

20. Related Party Transactions

Transactions with Lionsgate

As described in Note 1, Lionsgate utilizes a centralized approach to cash management. Cash generated by the Company or borrowed under certain debt obligations is managed by Lionsgate's centralized treasury function and is routinely transferred to the Company or to the Starz Business to fund operating activities of the Studio Business and the Starz Business when needed.

Because of this centralized approach to cash management, financial transactions for cash movement and the settlement of payables and receivables when due with Lionsgate are generally accounted for through accumulated deficit (as recast from parent net investment in connection with the reverse recapitalization, see Note 1). Settlements of amounts payable and receivable when due are reflected as cash payments or receipts for the applicable operating transaction within operating activities in the combined statements of cash flows, with the net change in transactions that otherwise would have been presented as a change in parent net investment prior to the recast to accumulated deficit in connection with the reverse recapitalization described in Note 1, included within financing activities in the combined statements of cash flows.

In the normal course of business, the Company enters into transactions with Lionsgate and the Starz Business which include the following, which unless otherwise indicated are settled through accumulated deficit (as recast from parent net investment in connection with the reverse recapitalization, see Note 1) at the time of the transaction:

Licensing of content to the Starz Business: The Company licenses motion pictures and television programming (including Starz original productions) to the Starz Business. The license fees generally are due upon delivery or due at a point in time following the first showing. License fee amounts due are settled with the Starz Business through accumulated deficit (as recast from parent net investment in connection with the reverse

[Table of Contents](#)

recapitalization, see Note 1). License fees receivable, not yet due from the Starz Business, are reflected in due from the Starz Business on the combined balance sheets. The consideration to which the Company is entitled under the license agreements with the Starz Business is included in revenue from contracts with customers and presented separately in the combined statement of operations (see Note 12).

Corporate expense allocations: As previously described in Note 1, the accompanying combined financial statements include allocations of certain general and administrative expenses from Lionsgate related to certain corporate and shared service functions historically provided by Lionsgate, including, but not limited to, executive oversight, accounting, tax, legal, human resources, occupancy, and other shared services. During the year ended March 31, 2024, corporate expense allocations, excluding amounts related to share-based compensation discussed below, amounted to \$110.6 million (2023 - \$100.9 million, 2022 - \$80.0 million).

Operating expense reimbursement: As previously described in Note 1, the Company pays certain expenses on behalf of the Starz Business such as certain rent expense, employee benefits, insurance and other administrative operating costs. The Starz Business also pays certain expenses on behalf of the Company such as legal expenses, software development costs and severance. These expenditures are reflected in the financial statements of the Studio Business and the Starz Business as applicable.

Share-based compensation: Lionsgate provides share-based compensation related to the Studio Business employees and as part of its corporate expense allocations a proportionate amount of the share-based compensation related to those corporate functions is allocated to the Studio Business.

Monetization of certain accounts receivables: The Company has entered into an agreement with Starz for Starz to transfer certain accounts receivables to the Company to participate in the Company's pooled monetization arrangement. The Company purchases the transferred receivables at fair value and records them at the purchased amount on its balance sheet and classifies the purchase price paid in parent net investment (see Note 19). The accounts receivables purchased from the Starz Business have historically been pledged as collateral under this agreement. Any discount on the purchase of the receivable from the Starz Business is accreted to interest income over the period to collection of the accounts receivable. The accounts receivable purchased from the Starz Business and subsequent collections are reflected as investing activities in the combined statements of cash flows.

Parent Net Investment

The net transfers to and from Lionsgate discussed above were as follows:

	Year Ended March 31,		
	2024	2023	2022
	(Amounts in millions)		
Cash pooling and general financing activities	\$(199.3)	\$ 36.1	\$(305.2)
Licensing of content ⁽¹⁾	540.0	733.3	567.7
Corporate reimbursements	7.0	13.3	10.8
Corporate expense allocations (excluding allocation of share-based compensation)	27.9	22.3	19.3
Funding of purchases of accounts receivables held for collateral	(85.5)	(183.7)	(172.9)
Net transfers to (from) Parent per combined statements of cash flows	<u>\$ 290.1</u>	<u>\$ 621.3</u>	<u>\$ 119.7</u>

[Table of Contents](#)

	Year Ended		
	March 31,		
	2024	2023	2022
	(Amounts in millions)		
Share-based compensation (including allocation of share-based compensation)	(62.5)	(73.4)	(70.2)
Other non-cash transfer	11.9	2.5	—
Net transfers to (from) Parent per combined statements of equity (deficit)	<u>\$239.5</u>	<u>\$550.4</u>	<u>\$ 49.5</u>

(1) Reflects the settlement of amounts due from the Starz Business related to the Company's licensing arrangements with the Starz Business.

Other Related Party Transactions

In April 2004, a wholly-owned subsidiary of the Company entered into agreements (as amended) with Ignite, LLC ("Ignite") for distribution rights to certain films. Michael Burns, the Vice Chair and a director of Lionsgate, owns a 65.45% interest in Ignite, and Hardwick Simmons, a director of Lionsgate, owns a 24.24% interest in Ignite. During the year ended March 31, 2024, \$0.3 million was paid to Ignite under these agreements (2023-\$0.4 million).

See Note 1 and Note 21 for a description of the Business Combination Agreement with SEAC. Harry E. Sloan, a director of Lionsgate, is also the Chairman of SEAC, and owns, directly or indirectly, a material interest in Eagle Equity Partners V, LLC, a Delaware limited liability company, the SEAC sponsor. Mr. Sloan recused himself from the decisions to approve the Business Combination made by both the board of directors of SEAC and Lionsgate.

Transactions with Equity Method Investees

Equity Method Investees. In the ordinary course of business, the Company is involved in related party transactions with equity method investees. These related party transactions primarily relate to the licensing and distribution of the Company's films and television programs and the lease of a studio facility owned by a former equity-method investee, for which the impact on the Company's combined balance sheets and combined statements of operations is as follows (see Note 1 and Note 5):

	March 31,	
	2024	2023
	(Amounts in millions)	
Combined Balance Sheets		
Accounts receivable	\$ 8.1	\$ 10.8
Investment in films and television programs ⁽¹⁾	2.2	7.9
Other assets, noncurrent ⁽¹⁾	—	45.8
Total due from related parties	<u>\$ 10.3</u>	<u>\$ 64.5</u>
Accounts payable ⁽²⁾	\$ 16.8	\$ 16.8
Other accrued liabilities ⁽¹⁾	—	6.7
Participations and residuals, current	5.5	7.5
Participations and residuals, noncurrent	1.3	2.0
Deferred revenue, current	0.1	—
Other liabilities ⁽¹⁾	—	41.4
Total due to related parties	<u>\$ 23.7</u>	<u>\$ 74.4</u>

	Year Ended March 31,		
	2024	2023	2022
	(Amounts in millions)		
Combined Statements of Operations			
Revenues	\$ 3.0	\$ 4.8	\$3.0
Direct operating expense	\$ 5.0	\$ 8.3	\$6.5
Distribution and marketing expense	\$ 0.8	\$ 0.4	\$0.2
Interest and other income	\$—	\$—	\$3.0

- (1) As of March 31, 2023, the Company had certain operating leases related to a studio facility owned by an equity-method investee which was sold during the year ended March 31, 2024. Amounts related to these leases as of March 31, 2023 are included in the table above in investment in films and television programs, other assets - noncurrent, other accrued liabilities and other liabilities.
- (2) Amounts primarily represent production related advances due to certain of its equity method investees.

21. Subsequent Events

Lionsgate Senior Notes Exchange. On May 8, 2024, an indirect, wholly-owned subsidiary of Lionsgate issued \$389.9 million aggregate principal amount of new 5.500% senior notes due 2029 (the “New 5.500% Senior Notes”). The New 5.500% Senior Notes were exchanged by Lionsgate for \$389.9 million of the existing 5.500% Senior Notes. The New 5.500% Senior Notes initially bear interest at 5.500% annually and mature April 15, 2029, with the interest rate increasing to 6.000% and the maturity date extending to April 15, 2030 effective upon completion of the separation of the Starz Business from the Studio Business. Lionsgate may redeem the New 5.500% Senior Notes, in whole at any time, or in part from time to time, prior to or on and after the Separation Closing Date, as defined in the indenture to the New 5.500% Senior Notes, at certain specified redemption prices set forth in the indenture to the New 5.500% Senior Notes, plus accrued and unpaid interest, if any, to, but not including, the redemption date.

The Studio Business remains a guarantor under the New 5.500% Senior Notes indenture agreement. Upon completion of the separation of the Starz Business from the Studio Business, the New 5.500% Senior Notes will become obligations of the Studio Business and will be reflected in the Studio Business’s combined financial statements.

Business Combination Agreement. On May 13, 2024, Lionsgate consummated the Business Combination referred to in Note 1. In connection with the closing of the Business Combination, SEAC II Corp. changed its name to “Lionsgate Studios Corp.” (referred to as “Lionsgate Studios”). Lionsgate Studios continued the existing business operations of the Company. Lionsgate Studios became a separate publicly traded company and its common shares commenced trading on Nasdaq under the symbol “LION” on May 14, 2024.

In connection with the Business Combination, Lionsgate and StudioCo entered into a separation agreement pursuant to which (i) the assets and liabilities of the Lionsgate’s Studio Business (including certain subsidiaries of the Lionsgate engaged in the Studio Business) were separated from the assets and liabilities of Lionsgate’s Starz Business (meaning substantially all of the assets and liabilities constituting the Media Networks segment of Lionsgate, and including certain subsidiaries of Lionsgate engaged in Lionsgate’s Starz Business) and transferred to StudioCo such that StudioCo holds, directly or indirectly, all of the assets and liabilities of the Studio Business, and (ii) all of Lionsgate’s equity interests in StudioCo were transferred to Studio HoldCo.

As a result, approximately 87.8% of the total shares of Lionsgate Studios continue to be held by Lionsgate, while former SEAC public shareholders and founders and common equity financing investors own approximately 12.2% of Lionsgate Studios. In addition to establishing the Studio Business as a standalone publicly-traded entity, the transaction resulted in approximately \$330.0 million of gross proceeds to Lionsgate, including \$254.3 million in private investments in public equities (“PIPE”) financing, which amount excludes an aggregate of approximately \$20.0 million that remains due from a PIPE investor that subscribed for common

[Table of Contents](#)

shares and which shares, are pending issuance subject to receipt of such amount. The net proceeds will be used to pay down amounts outstanding under the Term Loan A and Term Loan B pursuant to the Credit Agreement.

The Business Combination was accounted for as a reverse recapitalization in accordance with U.S. GAAP. Under this method of accounting, SEAC was treated as the acquired company and the Studio Business was treated as the acquirer for financial reporting purposes. Accordingly, for accounting purposes, the financial statements of Lionsgate Studios will represent a continuation of the financial statements of the Studio Business, with the Business Combination treated as the equivalent of the Studio Business issuing stock for the historical net assets of SEAC, substantially consisting of cash held in the trust account, accompanied by a recapitalization of the Studio Business. The Studio Business will continue to be a consolidated subsidiary of Lionsgate. See Note 1.

LIONSGATE STUDIOS CORP.
UNAUDITED CONDENSED CONSOLIDATED BALANCE SHEETS

	June 30, 2024	March 31, 2024
	(Amounts in millions)	
ASSETS		
Cash and cash equivalents	\$ 167.2	\$ 277.0
Accounts receivable, net	578.0	688.6
Due from Starz Business (Note 20)	64.4	33.4
Other current assets	373.0	373.1
Total current assets	1,182.6	1,372.1
Investment in films and television programs, net	2,345.6	1,929.0
Property and equipment, net	34.3	37.3
Investments	77.7	74.8
Intangible assets, net	24.4	25.7
Goodwill	812.1	811.2
Other assets	789.1	852.9
Total assets	<u>\$ 5,265.8</u>	<u>\$ 5,103.0</u>
LIABILITIES		
Accounts payable	\$ 231.1	\$ 246.7
Content related payables	52.8	41.4
Other accrued liabilities	273.1	282.4
Participations and residuals	578.2	647.8
Film related obligations	1,612.1	1,393.1
Debt - short term portion	716.3	860.3
Deferred revenue	388.7	170.6
Total current liabilities	3,852.3	3,642.3
Debt	847.4	923.0
Participations and residuals	442.4	435.1
Film related obligations	356.5	544.9
Other liabilities	440.1	452.5
Deferred revenue	116.8	118.4
Deferred tax liabilities	13.3	13.7
Total liabilities	6,068.8	6,129.9
Commitments and contingencies (Note 17)		
Redeemable noncontrolling interests	123.0	123.3
EQUITY (DEFICIT)		
Common shares, no par value, unlimited authorized, 288.7 shares issued (March 31, 2024- 253.4 shares issued)	289.3	—
Accumulated deficit	(1,339.2)	(1,249.1)
Accumulated other comprehensive income	89.1	96.7
Total Lionsgate Studios Corp shareholders' equity (deficit)	(960.8)	(1,152.4)
Noncontrolling interests	34.8	2.2
Total equity (deficit)	(926.0)	(1,150.2)
Total liabilities, redeemable noncontrolling interests and equity (deficit)	<u>\$ 5,265.8</u>	<u>\$ 5,103.0</u>

See accompanying notes.

LIONSGATE STUDIOS CORP.
UNAUDITED CONDENSED CONSOLIDATED STATEMENTS OF OPERATIONS

	Three Months Ended June 30,	
	2024	2023
	(Amounts in millions, except per share amounts)	
Revenues:		
Revenue	\$ 484.6	\$ 527.5
Revenue - Starz Business (Note 20)	103.8	97.5
Total revenues	<u>588.4</u>	<u>625.0</u>
Expenses:		
Direct operating	355.8	362.1
Distribution and marketing	92.6	129.2
General and administration	92.1	88.4
Depreciation and amortization	4.6	4.2
Restructuring and other	27.7	4.1
Total expenses	<u>572.8</u>	<u>588.0</u>
Operating income	15.6	37.0
Interest expense	(58.6)	(49.9)
Interest and other income	5.1	2.2
Other expense	(1.4)	(3.8)
Loss on extinguishment of debt	(1.0)	—
Equity interests income (loss)	0.9	(0.3)
Loss before income taxes	(39.4)	(14.8)
Income tax provision	(5.0)	(6.6)
Net loss	(44.4)	(21.4)
Less: Net loss attributable to noncontrolling interests	0.9	0.9
Net loss attributable to Lionsgate Studios Corp. shareholders	<u>\$ (43.5)</u>	<u>\$ (20.5)</u>
Per share information attributable to Lionsgate Studios Corp. shareholders:		
Basic net loss per common share	<u>\$ (0.16)</u>	<u>\$ (0.08)</u>
Diluted net loss per common share	<u>\$ (0.16)</u>	<u>\$ (0.08)</u>
Weighted average number of common shares outstanding:		
Basic	272.4	253.4
Diluted	272.4	253.4

See accompanying notes.

LIONSGATE STUDIOS CORP.
UNAUDITED CONDENSED CONSOLIDATED STATEMENTS OF COMPREHENSIVE INCOME (LOSS)

	Three Months Ended	
	June 30,	
	2024	2023
	(Amounts in millions)	
Net loss	\$ (44.4)	\$ (21.4)
Foreign currency translation adjustments, net of tax	(3.0)	0.9
Net unrealized gain (loss) on cash flow hedges, net of tax	(4.6)	16.9
Comprehensive loss	(52.0)	(3.6)
Less: Comprehensive loss attributable to noncontrolling interests	0.9	0.9
Comprehensive loss attributable to Lionsgate Studios Corp. shareholders	\$ (51.1)	\$ (2.7)

See accompanying notes.

LIONSGATE STUDIOS CORP.
UNAUDITED CONDENSED CONSOLIDATED STATEMENTS OF EQUITY (DEFICIT)

	Common Shares		Accumulated Deficit	Parent Net Investment	Accumulated Other Comprehensive Income	Total Lionsgate Studios Corp. Equity (Deficit)	Non-controlling Interests (a)	Total Equity (Deficit)
	Number	Amount						
	(Amounts in millions)							
Balance at March 31, 2023	—	\$ —	\$ —	\$ (881.9)	\$ 101.5	\$ (780.4)	\$ 1.5	\$ (778.9)
Retroactive application of recapitalization	253.4	—	(881.9)	881.9	—	—	—	—
Balance at March 31, 2023, after effect of recapitalization (Note 2)	253.4	—	(881.9)	—	101.5	(780.4)	1.5	(778.9)
Net loss	—	—	(20.5)	—	—	(20.5)	0.3	(20.2)
Net transfers to Parent	—	—	(131.2)	—	—	(131.2)	—	(131.2)
Redeemable noncontrolling interests adjustment to redemption value	—	—	(5.9)	—	—	(5.9)	—	(5.9)
Other comprehensive income	—	—	—	—	17.8	17.8	—	17.8
Balance at June 30, 2023	253.4	\$ —	\$ (1,039.5)	\$ —	\$ 119.3	\$ (920.2)	\$ 1.8	\$ (918.4)
Balance at March 31, 2024	—	\$ —	\$ —	\$ (1,249.1)	\$ 96.7	\$ (1,152.4)	2.2	\$ (1,150.2)
Retroactive application of recapitalization	253.4	—	(1,249.1)	1,249.1	—	—	—	—
Balance at March 31, 2024, after effect of recapitalization (Note 2)	253.4	—	(1,249.1)	—	96.7	(1,152.4)	2.2	(1,150.2)
Net loss	—	—	(43.5)	—	—	(43.5)	(0.4)	(43.9)
Net transfers to Parent prior to Separation	—	—	(46.4)	—	—	(46.4)	—	(46.4)
Noncontrolling interests (see Note 10)	—	—	—	—	—	—	33.0	33.0
Redeemable noncontrolling interests adjustment to redemption value	—	—	(0.2)	—	—	(0.2)	—	(0.2)
Other comprehensive loss	—	—	—	—	(7.6)	(7.6)	—	(7.6)
Share-based compensation, Lionsgate contribution post Separation	—	6.6	—	—	—	6.6	—	6.6
Issuance of LG Studios Common Shares upon Business Combination and PIPE Investments, net of issuance costs	35.3	282.7	—	—	—	282.7	—	282.7
Balance at June 30, 2024	288.7	\$ 289.3	\$ (1,339.2)	\$ —	\$ 89.1	\$ (960.8)	\$ 34.8	\$ (926.0)

(a) Excludes redeemable noncontrolling interests, which are reflected in temporary equity (see Note 10).

See accompanying notes.

LIONSGATE STUDIOS CORP.
UNAUDITED CONDENSED CONSOLIDATED STATEMENTS OF CASH FLOWS

	Three Months Ended June 30,	
	2024	2023
(Amounts in millions)		
Operating Activities:		
Net loss	\$ (44.4)	\$ (21.4)
Adjustments to reconcile net loss to net cash provided by (used in) operating activities:		
Depreciation and amortization	4.6	4.2
Amortization of films and television programs	230.5	254.1
Other impairments	18.0	—
Amortization of debt financing costs and other non-cash interest	7.9	6.0
Non-cash share-based compensation	12.6	12.2
Other amortization	9.9	9.2
Loss on extinguishment of debt	1.0	—
Equity interests (income) loss	(0.9)	0.3
Deferred income taxes	(0.4)	0.2
Changes in operating assets and liabilities:		
Accounts receivable, net	167.7	82.5
Investment in films and television programs, net	(599.4)	(374.1)
Other assets	(11.1)	(1.2)
Accounts payable and accrued liabilities	(37.0)	(14.5)
Participations and residuals	(64.4)	(6.6)
Content related payables	6.7	(5.2)
Deferred revenue	212.1	38.2
Due from Starz Business	(31.0)	53.8
Net Cash Flows Provided By (Used In) Operating Activities	<u>(117.6)</u>	<u>37.7</u>
Investing Activities:		
Investment in equity method investees and other	(2.0)	—
Acquisition of assets (film library and related assets)	(35.0)	—
Increase in loans receivable	—	(0.9)
Purchases of accounts receivables held for collateral	—	(49.8)
Receipts of accounts receivables held for collateral	—	46.3
Capital expenditures	(4.1)	(1.4)
Net Cash Flows Used In Investing Activities	<u>(41.1)</u>	<u>(5.8)</u>
Financing Activities:		
Debt - borrowings, net of debt issuance and redemption costs	879.5	490.0
Debt - repurchases and repayments	(1,066.7)	(498.7)
Film related obligations - borrowings	583.2	507.7
Film related obligations - repayments	(557.9)	(340.9)
Purchase of noncontrolling interest	—	(0.6)
Distributions to noncontrolling interest	(0.6)	—
Parent net investment	(90.4)	(140.2)
Proceeds from Business Combination	294.0	—
Net Cash Flows Provided By Financing Activities	<u>41.1</u>	<u>17.3</u>
Net Change In Cash, Cash Equivalents and Restricted Cash	<u>(117.6)</u>	<u>49.2</u>
Foreign Exchange Effects on Cash, Cash Equivalents and Restricted Cash	(0.2)	(0.8)
Cash, Cash Equivalents and Restricted Cash - Beginning Of Period	334.4	251.4
Cash, Cash Equivalents and Restricted Cash - End Of Period	<u>\$ 216.6</u>	<u>\$ 299.8</u>

See accompanying notes.

LIONSGATE STUDIOS CORP.

NOTES TO UNAUDITED CONDENSED CONSOLIDATED FINANCIAL STATEMENTS

Capitalized terms defined in these Notes to the Unaudited Condensed Consolidated Financial Statements shall have the meanings ascribed to such terms and for the purposes set forth herein.

1. Description of Business, Basis of Presentation and Significant Accounting Policies

Nature of Operations

Lionsgate Studios Corp. (the “Company,” “Lionsgate Studios,” “we,” “us,” or “our”) is a subsidiary of Lions Gate Entertainment Corp. (“Lionsgate” or “Parent”) which encompasses the motion picture and television studio operations (collectively referred to as the “Studio Business”) of Lionsgate.

The Studio Business consists of the Motion Picture and Television Production reportable segments, together with substantially all of Lionsgate’s corporate general and administrative costs. Motion Picture consists of the development and production of feature films, acquisition of North American and worldwide distribution rights, North American theatrical, home entertainment and television distribution of feature films produced and acquired, and worldwide licensing of distribution rights to feature films produced and acquired. Television Production consists of the development, production and worldwide distribution of television productions including television series, television movies and mini-series, and non-fiction programming. Television Production includes the domestic and international licensing of Starz original productions to the Media Networks segment of Lionsgate and its subsidiaries (the “Starz Business”), and the ancillary market distribution of Starz original productions and licensed product. Additionally, the Television Production segment includes the results of operations of 3 Arts Entertainment, a talent management company.

Separation and Business Combination

On May 13, 2024, Lionsgate consummated the transactions contemplated by that certain business combination agreement (the “Business Combination Agreement”), with Screaming Eagle Acquisition Corp., a Cayman Islands exempted company (“SEAC”), SEAC II Corp., a Cayman Islands exempted company and a wholly-owned subsidiary of SEAC (“New SEAC”), LG Sirius Holdings ULC, a British Columbia unlimited liability company and a wholly-owned subsidiary of Lionsgate (“Studio HoldCo”), LG Orion Holdings ULC, a British Columbia unlimited liability company and wholly-owned subsidiary of Lionsgate (“StudioCo”), and other affiliates of SEAC. Pursuant to the terms and conditions of the Business Combination Agreement, the Studio Business was combined with SEAC through a series of transactions, including an amalgamation of StudioCo and New SEAC under a Canadian plan of arrangement (the “Business Combination”). In connection with the closing of the Business Combination, New SEAC changed its name to “Lionsgate Studios Corp.” and continues the existing business operations of the Studio Business of Lionsgate. The Company became a separate publicly traded company and its common shares, without par value (“LG Studios Common Shares”), commenced trading on Nasdaq under the symbol “LION” on May 14, 2024.

In connection with and prior to the Business Combination, Lionsgate and StudioCo entered into a separation agreement pursuant to which the assets and liabilities of the Studio Business were transferred to StudioCo such that StudioCo held, directly or indirectly, all of the assets and liabilities of the Studio Business (the “Separation”).

The Business Combination was accounted for as a reverse recapitalization in accordance with United States (“U.S.”) generally accepted accounting principles (“GAAP”). Under this method of accounting, SEAC is treated as the acquired company and the Studio Business is treated as the acquirer for financial reporting purposes. Accordingly, for accounting purposes, the financial statements of Lionsgate Studios will represent a continuation of the financial statements of the Studio Business, with the Business Combination treated as the equivalent of the

LIONSGATE STUDIOS CORP.

NOTES TO UNAUDITED CONDENSED CONSOLIDATED FINANCIAL STATEMENTS — (Continued)

Studio Business issuing LG Studios Common Shares for the historical net assets of SEAC, substantially consisting of cash held in the trust account, accompanied by a recapitalization of the Studio Business equity. The historical net assets were stated at fair value, which approximated historical cost, with no goodwill or other intangible assets recorded. Operations prior to the Business Combination are those of the Studio Business.

The Studio Business has been determined to be the accounting acquirer in the Business Combination because Lionsgate continues to hold a controlling financial interest.

As a result of the Business Combination and additional private investments in public equities (“PIPE”) financing discussed in Note 2, former SEAC public shareholders and founders and new common equity financing investors own approximately 12.2% of LG Studios Common Shares. In addition to establishing the Studio Business as a standalone publicly-traded entity, the transaction resulted in approximately \$330.0 million of gross proceeds to Lionsgate received as of June 30, 2024, including \$254.3 million in PIPE financing. See Note 2 for additional information related to the Business Combination. Shortly after the closing of the Business Combination, approximately \$299.0 million was used by the Company to pay down the Intercompany Note, see Note 7.

Basis of Presentation

Upon the effective date of the Separation, the Company’s financial statements are presented on a consolidated basis, as Lionsgate completed the contribution of the Studio Business on such date. The unaudited financial statements for all periods presented, including the historical results of the Company prior to the Separation, are now referred to as the “condensed consolidated financial statements”.

For periods prior to the Separation, the Company operated as a segment of Lionsgate and not as a separate entity. The Company’s financial statements prior to the Separation were prepared on a carve-out basis and were derived from Lionsgate’s consolidated financial statements and accounting records and reflect Studio Business’s combined historical financial position, results of operations and cash flows as they were historically managed in accordance with U.S. GAAP. Prior to the Separation, a management approach was applied to determine the carve-out basis of presentation. In using the management approach, considerations over how the business operates were utilized to identify historical operations that should be presented within the carve-out financial statements.

For periods subsequent to the Separation, the accompanying unaudited condensed consolidated financial statements include the accounts of Lionsgate Studios and all of its majority-owned and controlled subsidiaries.

The unaudited condensed consolidated financial statements have been prepared in accordance with U.S. GAAP for interim financial information and the instructions to quarterly report on Form 10-Q under the Securities Exchange Act of 1934, as amended, and Article 10 of Regulation S-X. Accordingly, they do not include all of the information and footnotes required by U.S. GAAP for complete financial statements. In the opinion of the Company’s management, all adjustments (consisting only of normal recurring adjustments) considered necessary for a fair presentation have been reflected in these unaudited condensed consolidated financial statements. Operating results for the three months ended June 30, 2024 are not necessarily indicative of the results that may be expected for the fiscal year ending March 31, 2025. The balance sheet at March 31, 2024 has been derived from the audited combined financial statements at that date, but does not include all the information and footnotes required by U.S. GAAP for complete financial statements. The accompanying unaudited condensed consolidated financial statements should be read together with the Studio Business’ audited

LIONSGATE STUDIOS CORP.

NOTES TO UNAUDITED CONDENSED CONSOLIDATED FINANCIAL STATEMENTS — (Continued)

combined financial statements and related notes for the fiscal year ended March 31, 2024.

Certain amounts presented in prior periods have been reclassified to conform to the current period presentation.

All revenues and costs as well as assets and liabilities directly associated with the business activity of the Studio Business were included in the accompanying unaudited condensed consolidated financial statements. Revenues and costs associated with the Studio Business were specifically identifiable in the accounting records maintained by Lionsgate and primarily represent the revenue and costs used for the determination of segment profit of the Motion Picture and Television Production segments of Lionsgate. In addition, prior to the separation, the Studio Business costs included an allocation of corporate general and administrative expense (inclusive of share-based compensation) which was allocated to the Studio Business as further discussed below. Other costs excluded from the Motion Picture and Television Production segment profit but relating to the Studio Business were generally specifically identifiable as costs of the Studio Business in the accounting records of Lionsgate and were included in the accompanying unaudited condensed consolidated financial statements in periods prior to the Separation.

In connection with the Business Combination, on May 9, 2024, Lionsgate and StudioCo entered into a shared services and overhead sharing agreement (the “Shared Services Agreement”) which took effect upon the closing of the Business Combination. The Shared Services Agreement facilitates the allocation to the Company of all corporate general and administrative expenses of Lionsgate, except for an amount of \$10.0 million to be allocated annually to the Starz Business of Lionsgate. The \$10.0 million allocation of Lionsgate’s corporate general and administrative expenses to the Starz Business pursuant to the Shared Services Agreement is designed to reflect the portion of corporate expenses expended and reflective of the level of effort and costs incurred related to management oversight and services provided for the Starz Business post Separation with consideration of the anticipated separation of the Starz Business.

The corporate general and administrative expenses that are allocated to the Company pursuant to the Shared Services Agreement include salaries and wages for certain executives and other corporate officers related to executive oversight, investor relations costs, costs for the maintenance of corporate facilities, and other common administrative support functions, including corporate accounting, finance and financial reporting, audit and tax costs, corporate and other legal support functions, and certain information technology and human resources. In addition, the Separation Agreement and the Shared Services Agreement provide that officers, employees and directors of the Company will continue to receive awards of equity and equity-based compensation pursuant to the existing plans of Lionsgate. Such awards will be treated as a capital contribution by Lionsgate to the Company, with the associated stock based compensation expense for such awards allocated to the Company, see Note 13.

For periods prior to the Separation, the unaudited condensed combined financial statements of the Studio Business included allocations of corporate general and administrative expenses (inclusive of share-based compensation) from Lionsgate related to the corporate and shared service functions historically provided by Lionsgate. These expenses were allocated to the Company on the basis of direct usage when identifiable, with the remainder allocated on a pro rata basis of consolidated Lionsgate revenue, payroll expense or other measures considered to be a reasonable reflection of the historical utilization levels of these services.

LIONSGATE STUDIOS CORP.

NOTES TO UNAUDITED CONDENSED CONSOLIDATED FINANCIAL STATEMENTS — (Continued)

Management believes the assumptions underlying these unaudited condensed consolidated financial statements, including the assumptions regarding the allocation of general and administrative expenses from Lionsgate to the Studio Business prior to the Separation, are reasonable. See Note 20 for further detail of the allocations included in the unaudited condensed consolidated financial statements.

In connection with the Business Combination, the Company entered into certain intercompany note arrangements, which mirrored the terms and amounts outstanding under Lionsgate's credit facilities as previously reflected in the historical financial statements of the Studio Business prior to the Separation, see Note 7.

Use of Estimates

The preparation of financial statements in conformity with U.S. GAAP requires management to make estimates and assumptions that affect the reported amounts of assets and liabilities and disclosure of contingent assets and liabilities at the date of the financial statements, and the reported amounts of revenue and expenses during the reporting period. The most significant estimates made by management in the preparation of the financial statements relate to ultimate revenue and costs used for the amortization of investment in films and television programs; estimates related to the revenue recognition of sales or usage-based royalties; fair value of equity-based compensation; the allocations of costs to the Company for certain corporate and shared service functions in preparing the unaudited condensed consolidated financial statements for periods prior to the Separation on a carve-out basis; fair value of assets and liabilities for allocation of the purchase price of companies and assets acquired; income taxes including the assessment of valuation allowances for deferred tax assets; accruals for contingent liabilities; impairment assessments for investment in films and television programs, property and equipment, equity investments and goodwill. Actual results could differ from such estimates.

Recent Accounting Pronouncements

Segment Reporting: In November 2023, the Financial Accounting Standards Board ("FASB") issued guidance which expands public entities' segment disclosures by requiring disclosure of significant segment expenses that are regularly provided to the chief operating decision maker and included within each reported measure of segment profit or loss, an amount and description of its composition for other segment items, and interim disclosures of a reportable segment's profit or loss and assets. This guidance is effective for fiscal years beginning after December 15, 2023, and interim periods within fiscal years beginning after December 15, 2024, and therefore will be effective beginning with the Company's financial statements issued for the fiscal year ending March 31, 2025 and subsequent interim periods, with early adoption permitted. The Company is currently evaluating the impact of adopting this guidance on its consolidated financial statements and disclosures.

Income Taxes: In December 2023, the FASB issued guidance which expands income tax disclosures by requiring public business entities, on an annual basis, to disclose specific categories in the rate reconciliation and provide additional information for reconciling items that meet a quantitative threshold. Additionally, this guidance requires all entities disaggregate disclosures by jurisdiction on the amount of income taxes paid (net of refunds received), income or loss from continuing operations before income tax expense (or benefit) and income tax expense (or benefit) from continuing operations. This guidance is effective for fiscal years beginning after December 15, 2024, and therefore will be effective beginning with the Company's financial statements issued for the fiscal year ending March 31, 2026, with early adoption permitted. The Company is currently evaluating the impact of adopting this guidance on its consolidated financial statements and disclosures.

LIONSGATE STUDIOS CORP.**NOTES TO UNAUDITED CONDENSED CONSOLIDATED FINANCIAL STATEMENTS — (Continued)****2. Business Combination**

As discussed in Note 1, on May 13, 2024 (the “Closing Date”) the Company consummated the transactions contemplated by the Business Combination (the “Closing”).

The following table presents the number of LG Studios Common Shares issued in connection with the Closing:

	Number of LG Studios Common Shares Issued
Shares issued to SEAC public shareholders ⁽¹⁾	7,027,873
Shares issued to SEAC Sponsor and its permitted transferees ⁽²⁾	2,010,000
Shares issued to PIPE Investors ⁽³⁾	25,759,430
Additional shares issued ⁽⁴⁾	448,127
Total shares issued in Business Combination and related transactions	35,245,430
Shares issued to Lionsgate ⁽⁵⁾	253,435,794
Total Lionsgate Studios Common Shares following the Closing of the Business Combination	288,681,224

- (1) Reflects 7,027,873 LG Studios Common Shares issued to holders of Class A ordinary shares of SEAC (the “SEAC Class A Ordinary Shares”) which were subject to possible redemption. This reflects the 75,000,000 SEAC Class A Ordinary Shares outstanding as of March 31, 2024, net of 67,972,127 SEAC Class A Ordinary Shares which were redeemed prior to the Closing for \$730.1 million in aggregate at a weighted average redemption price of \$10.745 per share.
- (2) Reflects 2,010,000 LG Studios Common Shares issued to Eagle Equity Partners V, LLC (the “SEAC Sponsor”) and its permitted transferees in connection with their SEAC Class A Ordinary Shares held after the conversion of their Class B ordinary shares of SEAC (the “SEAC Class B Ordinary Shares”) and repurchase of 16,740,000 SEAC Class B Ordinary Shares pursuant to the Sponsor Securities Repurchase, as described below, prior to the Business Combination. The number of LG Studios Common Shares issued excludes options issued in the Sponsor Securities Repurchase described below, for the purchase of 2,200,000 LG Studios Common Shares subject to certain vesting restrictions pursuant to the Sponsor Option Agreement described below.
- (3) Reflects 14,141,559 LG Studios Common Shares issued at a purchase price of \$9.63 per share and 11,617,871 LG Studios Common Shares issued at a purchase price of \$10.165 per share, to certain institutional and accredited investors (the “PIPE Investors”) pursuant to subscription agreements as described below. Amounts exclude 1,953,976 PIPE Shares for which Reduction Rights as described below were exercised.
- (4) Reflects 254,200 LG Studios Common Shares issued pursuant to share purchase and/or non-redemption agreements (the “Non-Redemption Agreements”) SEAC and New SEAC entered into with certain investors prior to the Business Combination and 193,927 LG Studios Common Shares issued to certain PIPE Investors for which Reduction Rights, as described below, were exercised.
- (5) Reflects 253,435,794 LG Studios Common Shares issued to Lionsgate through a series of transactions, including an amalgamation of StudioCo and New SEAC, as consideration for the cancellation and exchange of each then issued and outstanding common share, without par value, of StudioCo. Under the

LIONSGATE STUDIOS CORP.**NOTES TO UNAUDITED CONDENSED CONSOLIDATED FINANCIAL STATEMENTS — (Continued)**

recapitalization accounting, these shares are reflected as issued and outstanding as of the beginning of the earliest period presented in the unaudited condensed consolidated statements of equity (deficit).

The following table presents and reconciles elements of the Business Combination and related transactions to the consolidated statement of cash flows and the consolidated statement of equity (deficit) for the three months ended June 30, 2024 (amounts in millions):

Gross cash proceeds from SEAC trust account, net of redemptions ⁽¹⁾	\$ 75.7
Gross cash proceeds from PIPE Investment, net of Reduction Rights exercised ⁽²⁾	254.3
Total gross cash proceeds	330.0
Less: SEAC warrant exchange payment ⁽³⁾	(12.5)
Less: SEAC transaction costs	(20.1)
Less: Lionsgate Studios transaction costs	(14.7)
Net proceeds from the Business Combination and related equity issuances per the condensed consolidated statement of equity (deficit)	282.7
Add: Transaction costs accrued and not paid, net of transaction costs previously paid	11.3
Net cash proceeds from the Business Combination and related equity issuances per the condensed consolidated statement of cash flows	<u>\$294.0</u>

- (1) Reflects the remaining \$75.7 million in SEAC's trust account, established at the consummation of SEAC's initial public offering, after redemptions. As described above, 7,027,873 LG Studios Common Shares were issued to holders of SEAC Class A Ordinary Shares which were subject to possible redemption and not redeemed prior to the Closing.
- (2) Reflects the gross proceeds from the issuance of 25,759,430 LG Studios Common Shares to PIPE Investors, net of Reduction Rights exercised.
- (3) Prior to the Closing, each of the then issued and outstanding whole warrants of SEAC, sold as part of SEAC's initial public offering (the "SEAC Public Warrants") was automatically exchanged for \$0.50 in cash pursuant to the terms of an amendment to the agreement governing the SEAC Public Warrants. As of the Closing, no SEAC Public Warrants were outstanding.

PIPE Investment

Concurrently with the execution of the Business Combination Agreement, SEAC, New SEAC and Lionsgate entered into subscription agreements with PIPE Investors (the "Initial Subscription Agreements") pursuant to which PIPE Investors agreed to purchase from the Company an aggregate of 18,172,378 LG Studios Common Shares (the "Initial PIPE Shares"), at a purchase price of \$9.63 per share, immediately following the Closing.

Pursuant to the Initial Subscription Agreements, certain PIPE Investors elected to offset their commitment under their Initial Subscription Agreement (the "Reduction Right") with respect to 1,953,976 PIPE Shares, which

LIONSGATE STUDIOS CORP.

NOTES TO UNAUDITED CONDENSED CONSOLIDATED FINANCIAL STATEMENTS — (Continued)

reduced the Initial PIPE Shares to 16,218,402 shares. PIPE Investors that exercised Reduction Rights were entitled to purchase from SEAC a fractional share of newly issued SEAC Class A Ordinary Shares at a nominal purchase price for every SEAC Class A Ordinary Share for which it exercised its Reduction Right, and resulted in 193,927 newly issued SEAC Class A Ordinary Shares being issued, ultimately 193,927 LG Studios Common Shares as reflected in the table above.

Prior to the close of the Business Combination, SEAC, New SEAC and Lionsgate entered into additional subscription agreements with additional PIPE Investors pursuant to which such PIPE Investors agreed to purchase from the Company an aggregate of 11,617,871 LG Studios Common Shares at a purchase price of \$10.165 per share, immediately following the Closing.

The aggregate gross proceeds from the PIPE Investment received at the Closing was \$254.3 million, which amount excludes an aggregate of approximately \$20.0 million that remains due from a PIPE Investor that subscribed for 2,076,843 LG Studios Common Shares pursuant to the Initial Subscription Agreements and which shares, as of June 30, 2024, are pending issuance subject to receipt of such amount.

Sponsor Option; Lions Gate Parent Issuance and Sponsor Issuance

In connection with the Business Combination, SEAC repurchased 16,740,000 of the SEAC Class B Ordinary Shares, representing the SEAC Class B Ordinary Shares in excess of 1,800,000 held by SEAC Sponsor (the “Sponsor Securities Repurchase”), in exchange for an aggregate of \$1.00 and 2,200,000 options of SEAC (the “SEAC Sponsor Options”) each of which entitled SEAC Sponsor to purchase one SEAC Class A Ordinary Share at \$0.0001 per share, (the “Sponsor Option Agreement”). In connection with the Business Combination, the SEAC Sponsor Options ultimately became options to purchase LG Studios Common Shares pursuant to the terms of the Sponsor Option Agreement, see Note 13. After the repurchase of the SEAC Class B Ordinary Shares, there were 2,010,000 SEAC Class B Ordinary Shares outstanding (consisting of the 1,800,000 and 210,000 of SEAC Class B Ordinary Shares held by the SEAC Sponsor and the independent directors and advisors, respectively) which automatically converted into SEAC Class A Ordinary Shares and were exchanged for 2,010,000 LG Studios Common Shares as reflected in the table above.

Non-Redemption Agreements

In connection with the Business Combination, SEAC and New SEAC entered into non-redemption agreements with certain investors (the “Non-Redemption Investors”), pursuant to which Non-Redemption Investors who met the terms and conditions set forth in the non-redemption agreement were entitled to purchase from SEAC a fractional share of newly issued SEAC Class A Ordinary Shares at a nominal purchase price for every Purchase Commitment Share, as defined in the non-redemption agreement, purchased. As a result, 254,200 newly issued SEAC Class A Ordinary Shares were issued to the Non-Redemption Investors, ultimately 254,200 LG Studios Common Shares as reflected in the table above.

Intercompany Note Repayment

Following the close of the Business Combination, the Company transferred the aggregate transaction proceeds less the SEAC warrant exchange payment and SEAC transaction expenses, in cash to Lionsgate in partial repayment of the Intercompany Note, see Note 7.

LIONSGATE STUDIOS CORP.**NOTES TO UNAUDITED CONDENSED CONSOLIDATED FINANCIAL STATEMENTS — (Continued)****3. Acquisitions***Acquired Library*

On June 5, 2024, the Company invested approximately \$35.0 million for a 51% members' interest in a newly formed limited liability company, CP LG Library Holdings, LLC ("CP LG"), with the Company designated as the managing member of CP LG. CP LG used the funds received from the Company, along with funds invested by the 49% member, to acquire a library of 46 films for approximately \$68.6 million. Also on June 5, 2024, the Company entered into a distribution agreement with CP LG to distribute the titles in the acquired library. The purchase included the film library (of which \$48.3 million of the purchase price was allocated to investment in film and television programs for the film library), accounts receivable and certain liabilities associated with the film library, most notably participations and residuals liabilities.

The Company determined that CP LG is a variable interest entity ("VIE") for which it is the primary beneficiary and is consolidated under the applicable accounting guidance as the Company has the power to direct the significant activities and the right to receive benefits and obligation to absorb losses of CP LG. The Company concluded that the acquired library and related assets and liabilities was not a business and therefore, accounted for the acquisition as an initial consolidation of a VIE that is not a business under the applicable accounting guidance. There was no gain or loss recognized upon initial consolidation of the VIE as the sum of the fair value of the consideration paid and noncontrolling interest equaled the fair value of the net assets on the acquisition date. See Note 10 for the noncontrolling interest recorded related to CP LG.

As of June 30, 2024, the unaudited condensed consolidated balance sheet included assets and liabilities of CP LG totaling \$79.8 million (which is primarily comprised of investment in film and television programs) and \$11.2 million, respectively. The assets and liabilities of CP LG primarily consist of accounts receivable, investment in film and television programs, and participations and residuals.

eOne Acquisition

On December 27, 2023, Lionsgate and its subsidiaries, Lions Gate Entertainment Inc., a Delaware corporation ("LGEI"), and Lions Gate International Motion Pictures S.à.r.l., a Luxembourg société à responsabilité limitée ("LGIMP" and, with the Company and LGEI, collectively the "Buyers"), completed the acquisition of all of the issued and outstanding equity interests of the companies constituting the Entertainment One television and film ("eOne") business from Hasbro, Inc., a Rhode Island corporation ("Hasbro"), pursuant to that certain Equity Purchase Agreement (the "Purchase Agreement") dated August 3, 2023. The aggregate cash purchase price was approximately \$385.1 million, and is subject to further adjustment based on final determination of purchase price adjustments, including for cash, debt, and working capital. The acquisition of eOne, a film and television production and distribution company, builds the Company's film and television library, strengthens the Company's scripted and unscripted television business, and continues to expand the Company's presence in Canada and the U.K.

The acquisition was accounted for under the acquisition method of accounting, with the financial results of eOne included in the Company's consolidated results from December 27, 2023.

Allocation of Purchase Consideration. The Company has made a preliminary estimate of the allocation of the preliminary purchase price of eOne to the tangible and intangible assets acquired and liabilities assumed based on their estimated fair value. The Company is still evaluating the fair value of film and television programs and libraries, projects in development, intangible assets, participations and residuals liabilities and income taxes,

LIONSGATE STUDIOS CORP.**NOTES TO UNAUDITED CONDENSED CONSOLIDATED FINANCIAL STATEMENTS — (Continued)**

in addition to ensuring all other assets and liabilities have been identified and recorded. The Company has estimated the preliminary fair value of assets acquired and liabilities assumed based on information currently available and will continue to adjust those estimates as additional information pertaining to events or circumstances present at December 27, 2023 becomes available and final appraisals and analysis are completed. The Company will reflect measurement period adjustments, in the period in which the adjustments occur, and the Company will finalize its accounting for the acquisition within one year from December 27, 2023 (see Note 6 for measurement period adjustments recorded through June 30, 2024). A change in the fair value of the net assets may change the amount recognized to goodwill. If the final fair value estimates and tax adjustments related to the net assets acquired decrease from their preliminary estimates, the amount of goodwill will increase and if the final fair value estimates and tax adjustments related to the net assets acquired increase from their preliminary estimates, the amount of goodwill will decrease and may result in a gain on purchase. In addition, the final fair value estimates related to the net assets acquired could impact the amount of amortization expense recorded associated with amounts allocated to film and television programs and other intangible assets. The preliminary goodwill amount is reflected in the table below, and arises from the opportunity for strengthening our global distribution infrastructure and enhanced positioning for motion picture and television projects and selling opportunities. The goodwill will not be amortized for financial reporting purposes, and will not be deductible for federal tax purposes. The fair value measurements were primarily based on significant inputs that are not observable in the market, such as discounted cash flow (DCF) analyses, and thus represent Level 3 fair value measurements.

The preliminary allocation of the purchase price to the assets acquired and liabilities assumed (including measurement period adjustments recorded through June 30, 2024, see Note 6), and a reconciliation to total consideration transferred is presented in the table below:

	(Amounts in millions)
Cash and cash equivalents	\$ 54.1
Accounts receivable	294.6
Investment in films and television programs	371.8
Property and equipment	14.0
Intangible assets	4.0
Other assets ⁽¹⁾	171.8
Accounts payable and accrued liabilities	(66.7)
Content related payable	(38.8)
Participations and residuals ⁽¹⁾	(199.6)
Film related obligations ⁽¹⁾	(105.8)
Other liabilities and deferred revenue ⁽¹⁾	(130.9)
Preliminary fair value of net assets acquired	368.5
Goodwill	16.6
Preliminary purchase price consideration at June 30, 2024	<u>\$ 385.1</u>

(1) Includes current and non-current amounts.

Investment in films and television programs includes the preliminary fair value of completed films and television programs which have been produced by eOne or for which eOne has acquired distribution rights, as

LIONSGATE STUDIOS CORP.**NOTES TO UNAUDITED CONDENSED CONSOLIDATED FINANCIAL STATEMENTS — (Continued)**

well as the preliminary fair value of films and television programs in production, pre-production and development. For investment in films and television programs, the fair value was preliminarily estimated based on forecasted cash flows discounted to present value at a rate commensurate with the risk of the assets. Titles that were released less than three years prior to the acquisition date (December 27, 2023) were valued individually and will be amortized using the individual film forecast method, based on the ratio of current period revenues to management's estimated remaining total gross revenues to be earned ("ultimate revenue"). Titles released more than three years prior to the acquisition date were valued as part of a library and will be amortized on a straight-line basis over the estimated useful life of 5 years to 10 years.

The intangible assets acquired include trade names with a weighted average estimated useful life of 5 years. The fair value of the trade names was preliminarily estimated based on the present value of the hypothetical cost savings that could be realized by the owner of the trade names as a result of not having to pay a stream of royalty payments to another party. These cost savings were calculated based on a DCF analysis of the hypothetical royalty payment that a licensee would be required to pay in exchange for use of the trade names, reduced by the tax effect realized by the licensee on the royalty payments.

Other preliminary fair value adjustments were made to property and equipment and right-of-use lease assets to reflect the fair value of certain assets upon acquisition.

Deferred taxes, net of any required valuation allowance, were preliminarily adjusted to record the deferred tax impact of acquisition accounting adjustments primarily related to amounts allocated to film and television programs, other intangible assets, and certain property and equipment, right-of-use lease assets, and other liabilities.

The fair value of eOne's cash and cash equivalents, accounts receivable, accounts payable and accrued liabilities, participations and residuals, film related obligations and other liabilities were estimated to approximate their book values.

Pro Forma Statement of Operations Information. The following unaudited pro forma condensed consolidated statement of operations information presented below illustrates the results of operations of the Company as if the acquisition of eOne as described above occurred on April 1, 2023. The unaudited pro forma condensed consolidated financial information is presented for informational purposes and is not indicative of the results of operations that would have been achieved if the acquisition had occurred on April 1, 2023, nor is it indicative of future results. The statement of operations information below includes the statement of operations of eOne for the three months ended June 30, 2023 combined with the Company's statement of operations for the three months ended June 30, 2023.

	Three Months Ended June 30, 2023
	(Amounts in millions)
Revenues	\$ 767.4
Net loss attributable to Lionsgate Studios Corp.	\$ (311.1)

The unaudited pro forma condensed consolidated financial information includes, where applicable, adjustments for (i) reductions in amortization expense from the fair value adjustments to investment in films and television programs, (ii) reduction in amortization expense related to acquired intangible assets, (iii) reduction in depreciation expense from the fair value of property and equipment, (iv) transaction costs and other one-time

LIONSGATE STUDIOS CORP.**NOTES TO UNAUDITED CONDENSED CONSOLIDATED FINANCIAL STATEMENTS — (Continued)**

non-recurring costs, (v) increase in interest expense resulting from financing the acquisition with borrowings under the Company's revolving credit facility, (vi) elimination of intercompany activity between eOne and the Company, and (vii) associated tax-related impacts of adjustments. These pro forma adjustments are based on available information as of the date hereof and upon assumptions that the Company believes are reasonable to reflect the impact of the acquisition of eOne on the Company's historical financial information on a supplemental pro forma basis. The unaudited pro forma condensed consolidated statement of operations information does not include adjustments related to integration activities, operating efficiencies or cost savings. In addition, the unaudited pro forma condensed consolidated financial information for the three months ended June 30, 2023 includes an impairment of goodwill and trade name of \$296.2 million which was reflected in the statement of operations of eOne for the three months ended June 30, 2023.

The results of operations of eOne were reflected beginning December 27, 2023, in the Motion Picture and Television Production reportable segments of the Company.

4. Investment in Films and Television Programs

The predominant monetization strategy for all of the Company's investments in films and television programs is on an individual film basis. Total investment in films and television programs is as follows:

	<u>June 30,</u> <u>2024</u>	<u>March 31,</u> <u>2024</u>
	<u>(Amounts in millions)</u>	
Investment in Films and Television Programs:		
Released, net of accumulated amortization	\$ 966.1	\$ 992.2
Completed and not released	301.9	225.4
In progress	1,011.0	644.4
In development	66.6	67.0
Investment in films and television programs, net	<u>\$2,345.6</u>	<u>\$1,929.0</u>

At June 30, 2024, acquired film and television libraries have remaining unamortized costs of \$266.4 million, which are monetized individually and are being amortized on a straight-line basis or the individual-film-forecast method over a weighted average remaining period of approximately 13.0 years (March 31, 2024 - unamortized costs of \$223.1 million).

Amortization of investment in film and television programs was \$230.5 million and \$254.1 million for the three months ended June 30, 2024 and 2023, respectively, and was included in direct operating expense in the unaudited condensed consolidated statements of operations.

LIONSGATE STUDIOS CORP.

NOTES TO UNAUDITED CONDENSED CONSOLIDATED FINANCIAL STATEMENTS — (Continued)

Impairments. Investment in films and television programs includes write-downs to fair value, which are included in direct operating expense on the unaudited condensed consolidated statements of operations, and represented the following amounts by segment for the three months ended June 30, 2024 and 2023:

	Three Months Ended June 30,	
	2024	2023
(Amounts in millions)		
Impairments by segment:		
Included in direct operating expense⁽¹⁾:		
Motion Picture	\$ 0.3	\$ 0.2

(1) Impairments included in direct operating expense are included in the amortization expense amounts disclosed above.

5. Investments

The Company's investments consisted of the following:

	June 30, 2024	March 31, 2024
	(Amounts in millions)	
Investments in equity method investees	\$ 71.3	\$ 68.4
Other investments	6.4	6.4
	<u>\$ 77.7</u>	<u>\$ 74.8</u>

Equity Method Investments:

The Company has investments in various equity method investees with ownership percentages ranging from approximately 6% to 49%. These investments include:

Spyglass. Spyglass is a global premium content company, focused on developing, producing, financing and acquiring motion pictures and television programming across all platforms for worldwide audiences.

STARZPLAY Arabia. STARZPLAY Arabia (Playco Holdings Limited) offers a STARZ-branded online subscription video-on-demand service in the Middle East and North Africa.

Roadside Attractions. Roadside Attractions is an independent theatrical distribution company.

Pantelion Films. Pantelion Films is a joint venture with Videocine, an affiliate of Televisa, which produces, acquires and distributes a slate of English and Spanish language feature films that target Hispanic moviegoers in the U.S.

42. 42 is a fully integrated management and production company, producing film, television and content, representing actors, writers, directors, comedians, presenters, producers, casting directors and media book rights; with offices in London and Los Angeles.

LIONSGATE STUDIOS CORP.

NOTES TO UNAUDITED CONDENSED CONSOLIDATED FINANCIAL STATEMENTS — (Continued)

Other: In addition to the equity method investments discussed above, the Company holds ownership interests in other immaterial equity method investees.

6. Goodwill

Goodwill

Changes in the carrying value of goodwill by reporting segment were as follows:

	Motion Picture	Television Production	Total
	(Amounts in millions)		
Balance as of March 31, 2024	\$398.6	\$ 412.6	\$811.2
Measurement period adjustments ⁽¹⁾	(3.9)	4.8	0.9
Balance as of June 30, 2024	<u>\$394.7</u>	<u>\$ 417.4</u>	<u>\$812.1</u>

- (1) Measurement period adjustments for the acquisition of eOne reflect an increase to goodwill of \$0.9 million resulting from a net decrease in estimated fair value of the net assets acquired. The decrease in the estimated fair value of the net assets acquired consisted of a net decrease to accounts receivable of \$4.2 million, net increases to content related payables of \$3.4 million, and other liabilities of \$0.4 million, partially offset by a net increase to other assets of \$3.7 million and decreases to accrued liabilities of \$1.1 million and participations and residuals of \$2.3 million.

7. Debt

Total debt of the Company, excluding film related obligations, was as follows:

	June 30, 2024	March 31, 2024
	(Amounts in millions)	
Intercompany Revolver	\$ 66.7	\$ —
Intercompany Note:		
LGTV Revolver ⁽¹⁾	585.0	575.0
LGTV Term Loan A ⁽¹⁾	314.4	399.3
LGTV Term Loan B ⁽¹⁾	605.1	819.2
Total corporate debt	1,571.2	1,793.5
Unamortized debt issuance costs	(7.5)	(10.2)
Total debt, net	1,563.7	1,783.3
Less current portion	(716.3)	(860.3)
Non-current portion of debt	<u>\$ 847.4</u>	<u>\$ 923.0</u>

- (1) As of March 31, 2024, amounts reflect the balances outstanding under Lionsgate's Credit Agreement (including the revolving credit facility, term loan A and term loan B, together referred to as the "Lionsgate Senior Credit Facilities") prior to the Company's entry into the Intercompany Note with LGCH described below.

LIONSGATE STUDIOS CORP.**NOTES TO UNAUDITED CONDENSED CONSOLIDATED FINANCIAL STATEMENTS — (Continued)****Intercompany Note and Intercompany Revolver**

Intercompany Note. In connection with the Separation and Business Combination, on May 8, 2024, Lions Gate Capital Holdings LLC, a Delaware limited liability company and subsidiary of Lionsgate (“LGCH”), which is not a consolidated subsidiary of Lionsgate Studios, as lender, entered into an intercompany note and assumption agreement (the “Intercompany Note”) with Lions Gate Television Inc., a Delaware corporation and wholly owned consolidated subsidiary of the Company (“LGTV”), as borrower and assuming party.

Pursuant to the Intercompany Note, LGTV is able to borrow up to \$1.1 billion from LGCH on a revolving basis (the “LGTV Revolver”). LGTV also assumed balances of \$399.3 million in term A loans (“LGTV Term Loan A”) and \$819.2 million in term B loans (“LGTV Term Loan B”) and together with the LGTV Revolver and the LGTV Term Loan A, the “LGTV Loans”). Assumed balances of the LGTV Term Loan A and LGTV Term Loan B reflected the outstanding balances of Lionsgate’s term loan A and term loan B under the credit and guarantee agreement dated December 8, 2016, as amended (the “Lionsgate Credit Agreement”). The terms of the Intercompany Note provide that the outstanding obligations and debt service requirements (principal and interest payments) of the Company remain substantially similar to the amounts and terms reflected in historical periods prior to the Separation.

Intercompany Revolver. In addition, in connection with the Separation and Business Combination, on May 13, 2024, LGAC International LLC, a Delaware limited liability company and wholly owned consolidated subsidiary of the Company (“LGAC International”) and Lions Gate Capital Holdings 1, Inc., a Delaware corporation and subsidiary of Lionsgate (“LGCH1”), which is not a consolidated subsidiary of Lionsgate Studios, entered into a revolving credit agreement (the “Intercompany Revolver”), pursuant to which LGAC International and LGCH1 agreed to make revolving loans to each other from time to time, provided that the net amount owing by one party to the other at any particular time may not exceed \$150.0 million. Amounts advanced by one party will be used to repay existing indebtedness owing to the other party thereunder, if any, such that at no time will amounts be owing in both directions. The net amount owing under the Intercompany Revolver, at any time, shall bear interest on the outstanding principal amount at a rate equal to adjusted term SOFR plus 1.75%. The Intercompany Revolver will, among other things, terminate in connection with a full separation of the Studio and Starz Businesses.

LGTV Revolver Availability of Funds & Commitment Fee. The Company’s borrowing capacity under the LGTV Revolver is \$1.1 billion, and as of June 30, 2024 there was \$515.0 million available thereunder. LGTV is required to pay a quarterly commitment fee on the revolving credit facility of 0.250% to 0.375% per annum, depending on Lionsgate’s achievement of certain leverage ratios, as defined in the Lionsgate Credit Agreement.

Maturity Date:

- *LGTV Revolver & LGTV Term Loan A:* April 6, 2026. The outstanding amounts may become due on December 23, 2024 (i.e., 91 days prior to March 24, 2025) prior to its maturity on April 6, 2026 in the event that the aggregate principal amount of Lionsgate’s outstanding term loan B in excess of \$250 million has not been repaid, refinanced or extended by Lionsgate to have a maturity date on or after July 6, 2026. The Company expects Lionsgate to repay and/or refinance and extend the maturity date of its term loan B prior to December 23, 2024 such that the maturity of the LGTV Revolver and LGTV Term Loan A are not accelerated.
- *LGTV Term Loan B:* March 24, 2025.

LIONSGATE STUDIOS CORP.

NOTES TO UNAUDITED CONDENSED CONSOLIDATED FINANCIAL STATEMENTS — (Continued)

Interest:

- *LGTV Revolver & LGTV Term Loan A:* The LGTV Revolver and LGTV Term Loan A bear interest at a rate per annum equal to SOFR plus 0.10% plus 1.75% margin (or an alternative base rate plus 0.75%), with a SOFR floor of zero. The margin is subject to potential increases of up to 50 basis points (two increases of 25 basis points each) upon certain increases to net first lien leverage ratios, as defined in the Lionsgate Credit Agreement (effective interest rate of 7.18% as of June 30, 2024, before the impact of interest rate swaps, see Note 18 for interest rate swaps).
- *LGTV Term Loan B:* The LGTV Term Loan B bears interest at a rate per annum equal to SOFR plus 0.10% plus 2.25% margin, with a SOFR floor of zero (or an alternative base rate plus 1.25% margin) (effective interest rate of 7.68% as of June 30, 2024, before the impact of interest rate swaps).

Required Principal Payments:

- *LGTV Term Loan A:* Principal payments are required in an amount equal to LGTV's pro rata share (as determined by LGCH in its reasonable discretion) of the principal payments due and payable under the Lionsgate Credit Agreement. The Lionsgate Credit Agreement requires quarterly principal payments, at quarterly rates of 1.75% and increasing to 2.50% beginning September 30, 2024 through March 31, 2026, with the balance payable at maturity.
- *LGTV Term Loan B:* Principal payments are required in an amount equal to LGTV's pro rata share (as determined by LGCH in its reasonable discretion) of the principal payments due and payable under the Lionsgate Credit Agreement. The Lionsgate Credit Agreement requires quarterly principal payments, at a quarterly rate of 0.25%, with the balance payable at maturity.

The LGTV Term Loan A and LGTV Term Loan B also require mandatory prepayments in the event LGCH is required to make a mandatory repayment pursuant to the terms of the Lionsgate Credit Agreement. The Lionsgate Credit Agreement requires repayment in connection with certain asset sales, subject to certain significant exceptions. The LGTV Term Loan B is subject to additional mandatory repayment of its pro rata share (as determined by LGCH) from specified percentages of excess cash flow, as defined in the Lionsgate Credit Agreement.

Optional Prepayment:

- *LGTV Revolver LGTV Term Loan A & LGTV Term Loan B:* The Company may voluntarily prepay the LGTV Loans at any time without premium or penalty.

Guarantee and Security Matters. The Company and certain of its subsidiaries continue to be guarantors under the Lionsgate Senior Credit Facilities. The Lionsgate Senior Credit Facilities are secured by a security interest in substantially all of the assets of Lionsgate and the Guarantors (as defined in the Credit Agreement), subject to certain exceptions. The Intercompany Note and the Intercompany Revolver are not secured obligations of the obligors thereunder. In the event the Company and its subsidiaries that are Guarantors cease to be Guarantors under the Lionsgate Senior Credit Facilities, LGCH has the right to cause the Company and such subsidiaries to take actions to become guarantors under the Intercompany Note and provide security over property or assets previously pledged under the Lionsgate Senior Credit Facilities.

Covenants. The Intercompany Note contains representations and warranties, events of default and affirmative and negative covenants that are customary for similar financings. In addition, the Intercompany Note

LIONSGATE STUDIOS CORP.

NOTES TO UNAUDITED CONDENSED CONSOLIDATED FINANCIAL STATEMENTS — (Continued)

requires the Company observe and perform each of the covenants set forth in the Lionsgate Credit Agreement which include, among other things and subject to certain significant exceptions, restrictions on the ability to declare or pay dividends, create liens, incur additional indebtedness, make investments, dispose of assets and merge or consolidate with any other person. In addition, a net first lien leverage maintenance covenant and an interest coverage ratio maintenance covenant apply to the Lionsgate Credit Agreement and are tested quarterly by Lionsgate. These covenants and ratios are applicable to and computed for the applicable entities pursuant to the Lionsgate Credit Agreement, which includes Lionsgate subsidiaries which are not part of the Company. As of June 30, 2024, the Company and Lionsgate were in compliance with all applicable covenants.

Sale Transaction or Change of Control. LGTV is required to prepay the LGTV Loans immediately prior to or simultaneously with the closing of any Sale Transaction or Change of Control, as defined in the Intercompany Note.

Lionsgate Exchange Notes and Existing Notes:

On May 8, 2024, LGCH1, an indirect, wholly-owned subsidiary of Lionsgate, which is not a consolidated subsidiary of Lionsgate Studios, issued \$389.9 million aggregate principal amount of 5.5% senior notes due 2029 (the “Exchange Notes”) in exchange for an equivalent amount of Lionsgate’s existing 5.5% senior notes due 2029 (the “Existing Notes”). The Exchange Notes initially bear interest at 5.5% annually and mature April 15, 2029, with the interest rate increasing to 6.0% and the maturity date extending to April 15, 2030 effective upon Lionsgate’s completion of the separation of the Starz Business from the Studio Business. Lionsgate may redeem the Exchange Notes, in whole at any time, or in part from time to time, prior to or on and after the Separation Closing Date, as defined in the indenture governing the Exchange Notes, at certain specified redemption prices set forth in the indenture governing the Exchange Notes, plus accrued and unpaid interest, if any, to, but not including, the redemption date.

The Exchange Notes and Existing Notes and related interest expense are not reflected in the Company’s unaudited condensed consolidated financial statements. The Company and certain of its subsidiaries are guarantors under the Exchange Notes and the Existing Notes. Upon completion of the separation of the Starz Business from the Studio Business, the Exchange Notes will become obligations of the Company and will be reflected in the Company’s financial statements at that time.

The outstanding principal balance of the Exchange Notes and Existing Notes totaled \$715.0 million at June 30, 2024 and March 31, 2024.

As of June 30, 2024, Lionsgate was in compliance with all applicable covenants with respect to the Exchange Notes and the Existing Notes.

Debt Transactions

LGTV Term Loan A and LGTV Term Loan B Prepayment.

In the quarter ended June 30, 2024, the Company used the proceeds from the Business Combination to prepay \$84.9 million principal amount of the LGTV Term Loan A and \$214.1 million of the LGTV Term Loan B, together with accrued and unpaid interest thereon.

LIONSGATE STUDIOS CORP.

NOTES TO UNAUDITED CONDENSED CONSOLIDATED FINANCIAL STATEMENTS — (Continued)

Loss on Extinguishment of Debt

During the three months ended June 30, 2024 and 2023, the Company recorded a loss on extinguishment of debt related to the transactions described above as summarized in the table below.

	<u>Three Months Ended June 30,</u>	
	<u>2024</u>	<u>2023</u>
	(Amounts in millions)	
Loss on Extinguishment of Debt:		
Term Loan A and Term Loan B repayment ⁽¹⁾	\$ (1.0)	\$ —

(1) See *LGTV Term Loan A and LGTV Term Loan B Prepayment* above.

8. Film Related Obligations

	<u>June 30, 2024</u>	<u>March 31, 2024</u>
	(Amounts in millions)	
Film related obligations:		
Production Loans	\$ 1,306.4	\$ 1,292.2
Production Tax Credit Facility	260.0	260.0
Backlog Facility and Other	313.0	287.3
IP Credit Facility	100.6	109.9
Total film related obligations	1,980.0	1,949.4
Unamortized issuance costs	(11.4)	(11.4)
Total film related obligations, net	1,968.6	1,938.0
Less current portion	(1,612.1)	(1,393.1)
Total non-current film related obligations	<u>\$ 356.5</u>	<u>\$ 544.9</u>

Production Loans. Production loans represent individual and multi-title loans for the production of film and television programs that the Company produces. The majority of the Company’s production loans have contractual repayment dates either at or near the expected completion or release dates, with the exception of certain loans containing repayment dates on a longer term basis, and incur primarily SOFR-based interest at a weighted average rate of 6.85% (before the impact of interest rate swaps, see Note 18 for interest rate swaps). Production loans amounting to \$1,086.9 million are secured by collateral which consists of the underlying rights related to the intellectual property (i.e. film or television show), and \$219.5 million are unsecured.

Production Tax Credit Facility. In January 2021, as amended in March 2024, the Company entered into a non-recourse senior secured revolving credit facility (the “Production Tax Credit Facility”) based on and secured by collateral consisting solely of certain of the Company’s tax credit receivables.

The maximum principal amount of the Production Tax Credit Facility is \$260.0 million, subject to the amount of collateral available, which is based on specified percentages of amounts payable to the Company by governmental authorities pursuant to the tax incentive laws of certain eligible jurisdictions that arise from the production or exploitation of motion pictures and television programming in such jurisdiction. Cash collections from the underlying collateral (tax credit receivables) are used to repay the Production Tax Credit Facility. As of June 30, 2024, tax credit receivables amounting to \$336.8 million represented collateral related to the Production

LIONSGATE STUDIOS CORP.

NOTES TO UNAUDITED CONDENSED CONSOLIDATED FINANCIAL STATEMENTS — (Continued)

Tax Credit Facility. Advances under the Production Tax Credit Facility bear interest at a rate equal to SOFR plus 0.10% to 0.25% depending on the SOFR term (i.e., one, three or six months), plus 1.50% per annum or the base rate plus 0.50% per annum (effective interest rate of 6.93% at June 30, 2024). The Production Tax Credit Facility matures on January 27, 2025. As of June 30, 2024, there were no amounts available under the Production Tax Credit Facility.

IP Credit Facility. In July 2021, as amended in September 2022, certain subsidiaries of the Company entered into a senior secured amortizing term credit facility (the “IP Credit Facility”) based on and secured by the collateral consisting solely of certain of the Company’s rights in certain acquired library titles. The maximum principal amount of the IP Credit Facility is \$161.9 million, subject to the amount of collateral available, which is based on the valuation of cash flows from the libraries. The cash flows generated from the exploitation of the rights will be applied to repay the IP Credit Facility subject to cumulative minimum guaranteed payment amounts as set forth below:

<u>Cumulative Period From September 29, 2022 Through:</u>	<u>Cumulative Minimum Guaranteed Payment Amounts (in millions)</u>	<u>Payment Due Date</u>
September 30, 2024	\$ 60.7	November 14, 2024
September 30, 2025	\$ 91.1	November 14, 2025
September 30, 2026	\$ 121.4	November 14, 2026
July 30, 2027	\$ 161.9	July 30, 2027

Advances under the IP Credit Facility bear interest at a rate equal to, at the Company’s option, SOFR plus 0.11% to 0.26% depending on the SOFR term (i.e., one or three months) plus 2.25% per annum (with a SOFR floor of 0.25%) or the base rate plus 1.25% per annum (effective interest rate of 7.77% at June 30, 2024). The IP Credit Facility matures on July 30, 2027.

Backlog Facility and Other:

Backlog Facility. In March 2022, as amended in August 2022, certain subsidiaries of the Company entered into a committed secured revolving credit facility (the “Backlog Facility”) based on and secured by collateral consisting solely of certain of the Company’s fixed fee or minimum guarantee contracts where cash will be received in the future. The maximum principal amount of the Backlog Facility is \$175.0 million, subject to the amount of eligible collateral contributed to the facility. Advances under the Backlog Facility bear interest at a rate equal to Term SOFR plus 0.10% to 0.25% depending on the SOFR term (i.e., one, three or six months), plus an applicable margin amounting to 1.15% per annum. The applicable margin is subject to a potential increase to either 1.25% or 1.50% based on the weighted average credit quality rating of the collateral contributed to the facility (effective interest rate of 6.58% at June 30, 2024). The Backlog Facility revolving period ends on May 16, 2025, at which point cash collections from the underlying collateral is used to repay the facility. The facility maturity date is up to two years, 90 days after the revolving period ends, currently August 14, 2027. As of June 30, 2024, there was \$175.0 million outstanding under the Backlog Facility, and there were no amounts available under the Backlog Facility (March 31, 2024 - \$175.0 million outstanding).

Other. The Company has other loans, which are secured by accounts receivable and contracted receivables which are not yet recognized as revenue under certain licensing agreements. Outstanding loan balances under these “other” loans must be repaid with any cash collections from the underlying collateral if and when received

LIONSGATE STUDIOS CORP.**NOTES TO UNAUDITED CONDENSED CONSOLIDATED FINANCIAL STATEMENTS — (Continued)**

by the Company, and may be voluntarily repaid at any time without prepayment penalty fees. As of June 30, 2024, there was \$138.0 million outstanding (March 31, 2024 - \$112.3 million outstanding,) under the “other” loans, incurring SOFR-based interest at a weighted average rate of 6.84%, of which \$67.9 million has a contractual repayment date in July 2025 and \$70.1 million has a contractual repayment date in April 2027. As of June 30, 2024, accounts receivable amounting to \$84.8 million and contracted receivables not yet reflected as accounts receivable on the balance sheet at June 30, 2024 amounting to \$81.1 million represented collateral related to the “other” loans.

Lionsgate Film Related Obligations

The Company is a guarantor under certain film related obligations of the Starz Business of Lionsgate with an outstanding principal balance of \$53.8 million and nil at June 30, 2024 and March 31, 2024, respectively, with maturity dates of August 2024.

9. Fair Value Measurements***Fair Value***

Accounting guidance and standards about fair value define fair value as the price that would be received from selling an asset or paid to transfer a liability in an orderly transaction between market participants at the measurement date.

Fair Value Hierarchy

Fair value hierarchy requires an entity to maximize the use of observable inputs and minimize the use of unobservable inputs when measuring fair value. A financial instrument’s categorization within the fair value hierarchy is based upon the lowest level of input that is significant to the fair value measurement. The accounting guidance and standards establish three levels of inputs that may be used to measure fair value:

- Level 1 — Quoted prices in active markets for identical assets or liabilities.
- Level 2 — Observable inputs other than Level 1 prices such as quoted prices for similar assets or liabilities; quoted prices in markets with insufficient volume or infrequent transactions (less active markets); or model-derived valuations in which all significant inputs are observable or can be derived principally from or corroborated by observable market data for substantially the full term of the assets or liabilities.
- Level 3 — Unobservable inputs to the valuation methodology that are significant to the measurement of fair value of assets or liabilities.

The following table sets forth the assets and liabilities required to be carried at fair value on a recurring basis as of June 30, 2024 and March 31, 2024:

	June 30, 2024			March 31, 2024		
	Level 1	Level 2	Total	Level 1	Level 2	Total
(Amounts in millions)						
Assets:						
Interest rate swaps (see Note 18)	\$ —	\$ 28.1	\$ 28.1	\$ —	\$ 35.6	\$ 35.6
Liabilities:						
Forward exchange contracts (see Note 18)	—	(1.6)	(1.6)	—	(2.8)	(2.8)

LIONSGATE STUDIOS CORP.

NOTES TO UNAUDITED CONDENSED CONSOLIDATED FINANCIAL STATEMENTS — (Continued)

The following table sets forth the carrying values and fair values of the Company's outstanding debt and film related obligations at June 30, 2024 and March 31, 2024:

	June 30, 2024		March 31, 2024	
	Carrying Value	Fair Value ⁽¹⁾ (Level 2)	Carrying Value	Fair Value ⁽¹⁾ (Level 2)
LGTV Term Loan A	\$ 312.6	\$ 312.9	\$ 396.6	\$ 397.3
LGTV Term Loan B	603.9	604.3	816.9	818.1
Production Loans	1,301.3	1,306.4	1,286.2	1,292.2
Production Tax Credit Facility	259.1	260.0	258.7	260.0
Backlog Facility and Other	309.7	313.0	285.4	287.3
IP Credit Facility	98.5	100.6	107.6	109.9

(1) The Company measures the fair value of its outstanding debt and interest rate swaps using discounted cash flow techniques that use observable market inputs, such as SOFR-based yield curves, swap rates, and credit ratings (Level 2 measurements).

The Company's financial instruments also include cash and cash equivalents, accounts receivable, accounts payable, content related payables, other accrued liabilities, other liabilities, borrowings under the LGTV Revolver, Intercompany Revolver and borrowings under Lionsgate's revolving credit facility prior to the Separation, if any. The carrying values of these financial instruments approximated the fair values at June 30, 2024 and March 31, 2024.

10. Noncontrolling Interests

Redeemable Noncontrolling Interests

Redeemable noncontrolling interests (included in temporary equity on the consolidated balance sheets) primarily relate to 3 Arts Entertainment and Pilgrim Media Group, as further described below.

Redeemable noncontrolling interests are measured at the greater of (i) the redemption amount that would be paid if settlement occurred at the balance sheet date less the amount attributed to unamortized noncontrolling interest discount if applicable, or (ii) the historical value resulting from the original acquisition date value plus or minus any earnings or loss attribution, plus the amount of amortized noncontrolling interest discount, less the amount of cash distributions that are not accounted for as compensation, if any. The amount of the redemption value in excess of the historical values of the noncontrolling interest, if any, is recognized as an increase to redeemable noncontrolling interest and a charge to retained earnings or accumulated deficit.

LIONSGATE STUDIOS CORP.**NOTES TO UNAUDITED CONDENSED CONSOLIDATED FINANCIAL STATEMENTS — (Continued)**

The table below presents the reconciliation of changes in redeemable noncontrolling interests:

	Three Months Ended	
	June 30,	
	2024	2023
	(Amounts in millions)	
Beginning balance	\$ 123.3	\$ 343.6
Net loss attributable to redeemable noncontrolling interests	(0.5)	(1.2)
Adjustments to redemption value	0.3	6.0
Cash distributions	(0.1)	(0.6)
Purchase of noncontrolling interest	—	(0.6)
Ending balance	<u>\$ 123.0</u>	<u>\$ 347.2</u>

3 Arts Entertainment. During the fourth quarter of the year ended March 31, 2024 (in January 2024), the Company closed on the acquisition of an additional 25% of 3 Arts Entertainment representing approximately half of the noncontrolling interest for \$194.1 million. In addition, the Company purchased certain profit interests held by certain managers and entered into certain option rights agreements, which replaced the put and call rights under the previous arrangement by providing noncontrolling interest holders the right to sell to the Company and the Company the right to purchase their remaining (24%) interest beginning in January 2027.

At the completion of the purchase, a portion of the noncontrolling interest continued to be considered compensatory, as it was subject to forfeiture provisions upon termination of employment under certain circumstances, and the remaining portion represented the noncontrolling interest holders' fully vested equity interest. Under the new arrangement, the holders' right to sell their interest to the Company, and the Company's right to purchase the noncontrolling interest, are based on a formula-based amount (i.e., a fixed EBITDA multiple), subject to a minimum purchase price, rather than being based on fair value. Since the redemption features described above were based on a formula using a fixed multiple, the compensatory portion of the noncontrolling interest is now considered a liability award, and as a result, during the fourth quarter of fiscal 2024, approximately \$93.2 million was reclassified from mezzanine equity to a liability, and is reflected in "other liabilities - non-current" in the consolidated balance sheet at March 31, 2024 and June 30, 2024.

The redeemable noncontrolling interest balance related to 3 Arts Entertainment reflects the fully vested equity portion of the noncontrolling interest, which remains classified as redeemable noncontrolling interest outside of shareholders' equity on the Company's consolidated balance sheets due to the purchase and sale rights beginning in 2027 which were determined to be embedded in the noncontrolling interest, and are outside the control of the Company. The redeemable noncontrolling interest is being adjusted to its redemption value through accumulated deficit through the sale or purchase right date in January 2027. Subsequent to the January 2024 transactions noted above, changes in the carrying value of the redeemable noncontrolling interest are reflected in the calculation of basic and diluted net income or loss per common share attributable to Lionsgate Studios Corp. shareholders, if dilutive, or to the extent the adjustments represent recoveries of amounts previously reflected in the computation of basic and diluted net income or loss per common share attributable to Lionsgate Studios Corp. shareholders (see Note 12).

The liability component of the noncontrolling interest is reflected at its estimated redemption value, with any changes in estimated redemption value recognized as a charge or benefit in general and administrative expense in the consolidated statements of operations over the vesting period (i.e., the period from January 2, 2024 to the sale or purchase right date in January 2027). Earned distributions continue to be accounted for as

LIONSGATE STUDIOS CORP.

NOTES TO UNAUDITED CONDENSED CONSOLIDATED FINANCIAL STATEMENTS — (Continued)

compensation since such amounts are allocated to the holders based on performance, and are being expensed within general and administrative expense as incurred.

Pilgrim Media Group. As of June 30, 2024, the Company had a remaining redeemable noncontrolling interest representing 12.5% of Pilgrim Media Group. As of June 30, 2024, the noncontrolling interest holder had a right to put and the Company had a right to call the noncontrolling interest at fair value, subject to a cap, exercisable for thirty (30) days beginning November 12, 2024, as amended. The put and call options were determined to be embedded in the noncontrolling interest, and because the put rights were outside the control of the Company, the noncontrolling interest holder's interest is presented as redeemable noncontrolling interest outside of shareholders' equity on the Company's consolidated balance sheets.

Other: The Company has other immaterial redeemable noncontrolling interests.

Other Noncontrolling Interests

Other: In connection with the Company's investment in CP LG and acquisition of the acquired library and related assets and liabilities discussed in Note 3, on June 5, 2024, the Company recorded a noncontrolling interest representing approximately 49% of CP LG amounting to \$34.5 million. See Note 3 for further information.

In addition, the Company has other immaterial noncontrolling interests that are not redeemable.

11. Revenue

Revenue by Segment, Market or Product Line

The table below presents revenues by segment, market or product line for the three months ended June 30, 2024 and 2023. The Motion Picture and Television Production segments include the revenues of eOne from the acquisition date of December 27, 2023 (see Note 3).

	Three Months Ended	
	June 30,	
	2024	2023
	(Amounts in millions)	
Revenue by Type:		
Motion Picture		
Theatrical	\$ 36.0	\$ 65.9
Home Entertainment		
Digital Media	140.1	174.1
Packaged Media	9.2	25.9
Total Home Entertainment	149.3	200.0
Television	88.0	48.5
International	68.3	81.0
Other	5.7	11.1
Total Motion Picture revenues ⁽¹⁾	347.3	406.5

LIONSGATE STUDIOS CORP.
NOTES TO UNAUDITED CONDENSED CONSOLIDATED FINANCIAL STATEMENTS — (Continued)

	Three Months Ended June 30,	
	2024	2023
	(Amounts in millions)	
Television Production		
Television	160.2	150.0
International	35.5	31.9
Home Entertainment		
Digital Media	18.9	11.8
Packaged Media	0.9	0.4
Total Home Entertainment	19.8	12.2
Other	25.6	24.4
Total Television Production revenues ⁽²⁾	241.1	218.5
Total revenues	<u>\$ 588.4</u>	<u>\$ 625.0</u>

- (1) Total Motion Picture revenues for the three months ended June 30, 2024 and 2023 includes \$64.2 million and \$16.5 million, respectively, of revenues from licensing Motion Picture segment product to the Starz Business.
- (2) Total Television Production revenues for the three months ended June 30, 2024 and 2023 includes \$39.6 million and \$81.0 million, respectively, of revenues from licensing Television Production segment product to the Starz Business.

Remaining Performance Obligations

Remaining performance obligations represent deferred revenue on the balance sheet plus fixed fee or minimum guarantee contracts where the revenue will be recognized and the cash received in the future (i.e., backlog). Revenues expected to be recognized in the future related to performance obligations that are unsatisfied at June 30, 2024 are as follows:

	Rest of Year Ending March 31, 2025	Year Ending March 31,		Thereafter	Total
		2026	2027		
	(Amounts in millions)				
Remaining Performance Obligations	<u>\$ 1,013.7</u>	<u>\$ 661.2</u>	<u>\$ 72.3</u>	<u>\$ 57.1</u>	<u>\$1,804.3</u>

The above table does not include estimates of variable consideration for transactions involving sales or usage-based royalties in exchange for licenses of intellectual property. The revenues included in the above table include all fixed fee contracts regardless of duration.

Revenues of \$89.3 million, including variable and fixed fee arrangements, were recognized during the three months ended June 30, 2024 from performance obligations satisfied prior to March 31, 2024. These revenues were primarily associated with the distribution of television and theatrical product in electronic sell-through and video-on-demand formats, and to a lesser extent, the distribution of theatrical product in the domestic and international markets related to films initially released in prior periods.

LIONSGATE STUDIOS CORP.

NOTES TO UNAUDITED CONDENSED CONSOLIDATED FINANCIAL STATEMENTS — (Continued)

12. Net Loss Per Share

Basic net loss per share is calculated based on the weighted average common shares outstanding for the period. Basic and diluted net loss per share for the three months ended June 30, 2024 and 2023 is presented below:

	Three Months Ended June 30,	
	2024	2023
(Amounts in millions, except per share amounts)		
Basic and Diluted Net Loss Per Common Share:		
Numerator:		
Net loss attributable to Lionsgate Studios Corp. shareholders	\$ (43.5)	\$ (20.5)
Accretion of redeemable noncontrolling interest	(0.3)	—
Net loss attributable to Lionsgate Studios Corp. shareholders after accretion of redeemable noncontrolling interest	\$ (43.8)	\$ (20.5)
Denominator:		
Weighted average common shares outstanding	272.4	253.4
Basic and diluted net loss per common share	\$ (0.16)	\$ (0.08)

For periods prior to the Separation, basic net loss per share and diluted net loss per share was calculated based on the 253.4 million shares issued to Lionsgate at the closing of the Business Combination.

Additionally, for the three months ended June 30, 2024 and 2023, the outstanding common shares issuable presented below were excluded from diluted net loss per common share because they are contingently issuable upon certain vesting criteria that have not been met as of the reporting period.

	Three Months Ended June 30,	
	2024	2023
(Amounts in millions)		
SEAC Sponsor Options	2.2	—

13. Capital Stock

(a) Common Shares

The Company has an unlimited number of authorized shares following the closing of the Business Combination and at June 30, 2024. As of June 30, 2024, common shares reserved for future issuance include SEAC Sponsor Options described below.

As of March 31, 2024 and prior to the Business Combination, the Company was wholly-owned by Lionsgate.

LIONSGATE STUDIOS CORP.

NOTES TO UNAUDITED CONDENSED CONSOLIDATED FINANCIAL STATEMENTS — (Continued)

(b) SEAC Sponsor Options

In connection with the Business Combination, 2,200,000 SEAC Sponsor Options to receive LG Studios Common Shares pursuant to the Sponsor Option Agreement, as described in Note 2, were issued and have an exercise price of \$0.0001 per share. The SEAC Sponsor Options will become exercisable (i) on or after the date on which the trading price of LG Studios Common Shares (as adjusted for share splits, share dividends, reorganizations, recapitalizations and the like) equals or exceeds \$16.05 per share or (ii) if a Change of Control (as defined in the Sponsor Option Agreement) occurs, subject to certain conditions. The SEAC Sponsor Options are not considered compensatory nor were they granted in exchange for a good or service. The SEAC Sponsor Options meet the requirements for equity classification because they are considered to be indexed to LG Studios Common Shares and are classified in shareholders' equity. The Company has recorded the SEAC Sponsor Options to equity at closing of the Business Combination in connection with the reverse recapitalization accounting described at Note 2.

(c) Lionsgate Share-based Compensation

As described in Note 1, the Separation Agreement and the Shared Services Agreement provide that officers, employees and directors of the Company receive awards of equity and equity-based compensation pursuant to the existing equity incentive plan of Lionsgate, the Lions Gate Entertainment Corp. 2023 Performance Incentive Plan (the "2023 Lionsgate Plan"). Such awards will be treated as a capital contribution by Lionsgate to the Company, and the stock based compensation expenses for such awards will be allocated to the Company.

Prior to the Separation, the unaudited condensed consolidated financial statements included an allocation of share-based compensation expense attributable to corporate and shared service functions.

The following disclosures of unit data are based on grants related directly to Company employees and Lionsgate corporate and shared employees, and exclude unit data related to employees of the Starz Business.

The Company recognized the following share-based compensation expense during the three months ended June 30, 2024 and 2023:

	Three Months Ended June 30,	
	2024	2023
	(Amounts in millions)	
Compensation Expense:		
Stock options	\$ 0.2	\$ 0.5
Restricted share units and other share-based compensation	8.0	7.4
Share appreciation rights	0.2	0.1
Total Lionsgate Studios employee share-based compensation expense	8.4	8.0
Corporate allocation of share-based compensation	4.2	3.7
	12.6	11.7
Impact of accelerated vesting on equity awards ⁽¹⁾	—	0.5
Total share-based compensation expense	<u>\$ 12.6</u>	<u>\$ 12.2</u>

(1) Represents the impact of the acceleration of vesting schedules for equity awards pursuant to certain severance arrangements prior to the Separation.

LIONSGATE STUDIOS CORP.

NOTES TO UNAUDITED CONDENSED CONSOLIDATED FINANCIAL STATEMENTS — (Continued)

Share-based compensation expense, by expense category, consisted of the following:

	Three Months Ended June 30,	
	2024	2023
(Amounts in millions)		
Share-Based Compensation Expense:		
General and administration	\$ 12.6	\$ 11.7
Restructuring and other	—	0.5
	<u>\$ 12.6</u>	<u>\$ 12.2</u>

The following table sets forth the stock option, share appreciation rights (“SARs”), restricted stock and restricted share unit activity at Lionsgate for grants related directly to the Company employees and Lionsgate corporate and shared service employees during the three months ended June 30, 2024:

	Stock Options and SARs				Restricted Stock and Restricted Share Units			
	Lions Gate Class A Voting Shares		Lions Gate Class B Non-Voting Shares		Lions Gate Class A Voting Shares		Lions Gate Class B Non-Voting Shares	
	Number of Shares	Weighted -Average Exercise Price	Number of Shares	Weighted -Average Exercise Price	Number of Shares	Weighted- Average Grant- Date Fair Value	Number of Shares	Weighted- Average Grant- Date Fair Value
(Number of shares in millions)								
Outstanding at March 31, 2024	2.4	\$ 22.96	17.1	\$ 13.92	0.1	\$ 9.27	9.8	\$ 8.93
Granted	—	—	—	—	—	—	0.2	\$ 7.95
Options exercised or restricted stock or RSUs vested	—	—	— ⁽¹⁾	\$ 7.13	—	—	(0.6)	\$ 9.17
Forfeited or expired	— ⁽¹⁾	\$ 11.71	(2.0)	\$ 14.55	—	—	(0.1)	\$ 8.73
Outstanding at June 30, 2024	<u>2.4</u>	<u>\$ 23.00</u>	<u>15.1</u>	<u>\$ 13.84</u>	<u>0.1</u>	<u>\$ 9.27</u>	<u>9.3</u>	<u>\$ 8.70</u>

(1) Represents less than 0.1 million shares.

14. Income Taxes

In connection with the Business Combination, on May 13, 2024, the Company and Lionsgate entered into a tax matters agreement (the “Tax Matters Agreement”) that governs the parties’ respective rights, responsibilities and obligations with respect to tax liabilities and benefits, tax attributes, certain indemnification rights with respect to tax matters, the preparation and filing of tax returns, the control of audits and other tax proceedings and other matters regarding taxes.

For periods prior to the Business Combination (including the period from April 1, 2024, through May 13, 2024), income taxes were calculated on a separate tax return basis. The separate tax return method applies the accounting guidance for income taxes to the standalone financial statements as if the Company was a separate taxpayer and standalone enterprise. The Company’s U.S. operations, and certain of its non-U.S. operations historically were included in the income tax returns of Lionsgate or its subsidiaries that may not be part of the

LIONSGATE STUDIOS CORP.

NOTES TO UNAUDITED CONDENSED CONSOLIDATED FINANCIAL STATEMENTS — (Continued)

Company. Management believes the assumptions supporting the Company’s allocation and presentation of income taxes on a separate tax return basis to be reasonable.

For periods following the Business Combination (including the period from May 14, 2024, through June 30, 2024), income taxes were calculated by applying an estimated effective income tax rate to the Company’s ordinary income (loss), adjusted for the income tax effects of items that related discretely to the period, if any.

The Company’s income tax expense for the three months ended June 30, 2024 and 2023 differed from the U.S. federal statutory corporate income tax rate of 21% multiplied by income (loss) before taxes due to the mix of earnings across the various jurisdictions in which operations are conducted, changes in valuation allowances against deferred tax assets, certain minimum income and foreign withholding taxes, charges for interest on uncertain tax benefits, and benefits from the releases of reserves for uncertain tax benefits due to the close of audits or expirations of statutes of limitations.

15. Restructuring and Other

Restructuring and other includes restructuring and severance costs, certain transaction and other costs, and certain unusual items, when applicable. During the three months ended June 30, 2024 and 2023, the Company also incurred certain other unusual charges or benefits, which are included in direct operating expense in the consolidated statements of operations and are described below. The following table sets forth restructuring and other and these other unusual charges or benefits and the statement of operations line items they are included in for the three months ended June 30, 2024 and 2023:

	Three Months Ended June 30,	
	2024	2023
	(Amounts in millions)	
Restructuring and other:		
Other impairments ⁽¹⁾	\$ 18.0	\$ —
Severance ⁽²⁾		
Cash	3.0	2.0
Accelerated vesting on equity awards (see Note 13)	—	0.5
Total severance costs	3.0	2.5
Transaction and other costs ⁽³⁾	6.7	1.6
Total Restructuring and Other	27.7	4.1
Other unusual charges not included in restructuring and other or the Company’s operating segments:		
COVID-19 related charges (benefit) included in direct operating expense ⁽⁴⁾	(2.0)	0.1
Unallocated rent cost included in direct operating expense ⁽⁵⁾	5.2	—
Total restructuring and other and other unusual charges not included in restructuring and other	<u>\$ 30.9</u>	<u>\$ 4.2</u>

(1) Amounts in the three months ended June 30, 2024 relate to impairments of certain operating lease right-of-use and leasehold improvement assets related to the Television Production segment associated with facility leases that will no longer be utilized by the Company primarily related to the integration of eOne.

LIONSGATE STUDIOS CORP.

NOTES TO UNAUDITED CONDENSED CONSOLIDATED FINANCIAL STATEMENTS — (Continued)

- (2) Severance costs were primarily related to restructuring, acquisition integration activities and other cost-saving initiatives.
- (3) Transaction and other costs in the three months ended June 30, 2024 and 2023 reflect transaction, integration and legal costs associated with certain strategic transactions, and restructuring activities and also include costs and benefits associated with legal and other matters.
- (4) Amounts include incremental costs incurred, if any, due to circumstances associated with the COVID-19 global pandemic, net of insurance recoveries of \$2.0 million in the three months ended June 30, 2024 (three months ended June 30, 2023 - immaterial insurance recoveries). In the three months ended June 30, 2024, insurance recoveries exceeded the incremental costs expensed in the period, resulting in a net benefit included in direct operating expense.
- (5) Amounts represent rent cost for production facilities that were unutilized as a result of the industry strikes, and therefore such amounts are not allocated to the segments.

Changes in the restructuring and other severance liability were as follows for the three months ended June 30, 2024 and 2023:

	Three Months Ended June 30,	
	2024	2023
	(Amounts in millions)	
Severance liability		
Beginning balance	\$ 19.3	\$ 3.7
Accruals	3.0	2.0
Severance payments	(8.2)	(4.9)
Ending balance ⁽¹⁾	<u>\$ 14.1</u>	<u>\$ 0.8</u>

- (1) As of June 30, 2024, the remaining severance liability of approximately \$14.1 million is expected to be paid in the next 12 months.

16. Segment Information

The Company's reportable segments have been determined based on the distinct nature of their operations, the Company's internal management structure, and the financial information that is evaluated regularly by the Company's chief operating decision maker.

The Company has two reportable business segments: (1) Motion Picture and (2) Television Production.

Motion Picture. Motion Picture consists of the development and production of feature films, acquisition of North American and worldwide distribution rights, North American theatrical, home entertainment and television distribution of feature films produced and acquired, and worldwide licensing of distribution rights to feature films produced and acquired.

Television Production. Television Production consists of the development, production and worldwide distribution of television productions including television series, television movies and mini-series, and non-fiction programming. Television Production includes the licensing of Starz original series productions to the Starz Business, and the ancillary market distribution of Starz original productions and licensed product. Additionally, the Television Production segment includes the results of operations of 3 Arts Entertainment.

LIONSGATE STUDIOS CORP.**NOTES TO UNAUDITED CONDENSED CONSOLIDATED FINANCIAL STATEMENTS — (Continued)**

Segment information is presented in the table below. The Motion Picture and Television Production segments include the results of operations of eOne from the acquisition date of December 27, 2023 (see Note 3).

	Three Months Ended	
	June 30,	
	2024	2023
	(Amounts in millions)	
Segment revenues		
Motion Picture	\$ 347.3	\$ 406.5
Television Production	241.1	218.5
Total revenue	<u>\$ 588.4</u>	<u>\$ 625.0</u>
Gross contribution		
Motion Picture	\$ 114.6	\$ 98.6
Television Production	28.6	35.6
Total gross contribution	143.2	134.2
Segment general and administration		
Motion Picture	28.5	29.4
Television Production	17.9	12.7
Total segment general and administration	46.4	42.1
Segment profit		
Motion Picture	86.1	69.2
Television Production	10.7	22.9
Total segment profit	<u>\$ 96.8</u>	<u>\$ 92.1</u>

The Company's primary measure of segment performance is segment profit. Segment profit is defined as gross contribution (revenues, less direct operating and distribution and marketing expense) less segment general and administration expenses. Segment profit excludes, when applicable, corporate and allocated general and administrative expense, restructuring and other costs, share-based compensation, certain charges related to the COVID-19 global pandemic, and purchase accounting and related adjustments. The Company believes the presentation of segment profit is relevant and useful for investors because it allows investors to view segment performance in a manner similar to the primary method used by the Company's management and enables them to understand the fundamental performance of the Company's businesses.

LIONSGATE STUDIOS CORP.**NOTES TO UNAUDITED CONDENSED CONSOLIDATED FINANCIAL STATEMENTS — (Continued)**

The reconciliation of total segment profit to the Company's loss before income taxes is as follows:

	Three Months Ended	
	June 30,	
	2024	2023
	(Amounts in millions)	
Company's total segment profit	\$ 96.8	\$ 92.1
Corporate general and administrative expenses ⁽¹⁾	(31.0)	(24.5)
Adjusted depreciation and amortization ⁽²⁾	(3.6)	(2.8)
Restructuring and other	(27.7)	(4.1)
COVID-19 related benefit (charges) included in direct operating expense ⁽³⁾	2.0	(0.1)
Content charges ⁽⁴⁾	—	(0.4)
Unallocated rent cost included in direct operating expense ⁽⁵⁾	(5.2)	—
Adjusted share-based compensation expense ⁽⁶⁾	(12.6)	(11.7)
Purchase accounting and related adjustments ⁽⁷⁾	(3.1)	(11.5)
Operating income	15.6	37.0
Interest expense	(58.6)	(49.9)
Interest and other income	5.1	2.2
Other expense	(1.4)	(3.8)
Loss on extinguishment of debt	(1.0)	—
Equity interests income (loss)	0.9	(0.3)
Loss before income taxes	\$ (39.4)	\$ (14.8)

- (1) Corporate general and administrative expenses reflect the allocations of certain general and administrative expenses from Lionsgate related to certain corporate and shared service functions historically provided by Lionsgate, including, but not limited to, executive oversight, accounting, tax, legal, human resources, occupancy, and other shared services (see Note 1 and Note 20). Amount excludes allocation of share-based compensation expense discussed below. The costs included in corporate general and administrative expenses represent certain corporate executive expense (such as salaries and wages for the office of the Chief Executive Officer, Chief Financial Officer, General Counsel and other corporate officers), investor relations costs, costs of maintaining corporate facilities, and other unallocated common administrative support functions, including corporate accounting, finance and financial reporting, internal and external audit and tax costs, corporate and other legal support functions, and certain information technology and human resources expense.

LIONSGATE STUDIOS CORP.

NOTES TO UNAUDITED CONDENSED CONSOLIDATED FINANCIAL STATEMENTS — (Continued)

- (2) Adjusted depreciation and amortization represents depreciation and amortization as presented on the unaudited condensed consolidated statements of operations less the depreciation and amortization related to the non-cash fair value adjustments to property and equipment and intangible assets acquired in acquisitions which are included in the purchase accounting and related adjustments line item above, as shown in the table below:

	Three Months Ended June 30,	
	2024	2023
	(Amounts in millions)	
Depreciation and amortization	\$ 4.6	\$ 4.2
Less: Amount included in purchase accounting and related adjustments	(1.0)	(1.4)
Adjusted depreciation and amortization	<u>\$ 3.6</u>	<u>\$ 2.8</u>

- (3) Amounts represent the incremental costs, if any, included in direct operating expense resulting from circumstances associated with the COVID-19 global pandemic, net of insurance recoveries (see Note 15). These benefits (charges) are excluded from segment operating results.
- (4) Content charges represent certain charges included in direct operating expense in the unaudited condensed consolidated statements of operations, and excluded from segment operating results.
- (5) Amounts represent rent cost for production facilities that were unutilized as a result of the industry strikes, and therefore such amounts are not allocated to the segments.
- (6) The following table reconciles total share-based compensation expense to adjusted share-based compensation expense:

	Three Months Ended June 30,	
	2024	2023
	(Amounts in millions)	
Total share-based compensation expense	\$ 12.6	\$ 12.2
Less:		
Amount included in restructuring and other ⁽ⁱ⁾	—	(0.5)
Adjusted share-based compensation	<u>\$ 12.6</u>	<u>\$ 11.7</u>

- (i) Represents share-based compensation expense included in restructuring and other expenses reflecting the impact of the acceleration of vesting schedules for equity awards pursuant to certain severance arrangements.
- (7) The following sets forth the amounts included in each line item in the financial statements:

	Three Months Ended June 30,	
	2024	2023
	(Amounts in millions)	
Purchase accounting and related adjustments:		
General and administrative expense ⁽ⁱ⁾	\$ 2.1	\$ 10.1
Depreciation and amortization	1.0	1.4
	<u>\$ 3.1</u>	<u>\$ 11.5</u>

LIONSGATE STUDIOS CORP.

NOTES TO UNAUDITED CONDENSED CONSOLIDATED FINANCIAL STATEMENTS — (Continued)

- (i) These adjustments include the expense associated with the noncontrolling equity interests in the distributable earnings related to 3 Arts Entertainment, and the amortization of the recoupable portion of the purchase price (through May 2023) related to 3 Arts Entertainment, all of which are accounted for as compensation and are included in general and administrative expense, as presented in the table below. The noncontrolling equity interest in the distributable earnings of 3 Arts Entertainment are reflected as an expense rather than noncontrolling interest in the unaudited condensed consolidated statement of operations due to the relationship to continued employment.

	Three Months Ended June 30,	
	2024	2023
(Amounts in millions)		
Amortization of recoupable portion of the purchase price	\$ —	\$ 1.3
Noncontrolling equity interest in distributable earnings	2.1	8.8
	<u>\$ 2.1</u>	<u>\$ 10.1</u>

See Note 11 for revenues by media or product line as broken down by segment for the three months ended June 30, 2024 and 2023.

The following table reconciles segment general and administration expense to the Company's total consolidated general and administration expense:

	Three Months Ended June 30,	
	2024	2023
(Amounts in millions)		
General and administration		
Segment general and administrative expenses	\$ 46.4	\$ 42.1
Corporate general and administrative expenses	31.0	24.5
Share-based compensation expense included in general and administrative expense	12.6	11.7
Purchase accounting and related adjustments	2.1	10.1
	<u>\$ 92.1</u>	<u>\$ 88.4</u>

The reconciliation of total segment assets to the Company's total consolidated assets is as follows:

	June 30, 2024	March 31, 2024
	(Amounts in millions)	
Assets		
Motion Picture	\$ 2,051.2	\$ 1,851.4
Television Production	2,419.3	2,347.8
Other unallocated assets ⁽¹⁾	795.3	903.8
	<u>\$ 5,265.8</u>	<u>\$ 5,103.0</u>

- (1) Other unallocated assets primarily consist of cash, other assets and investments.

LIONSGATE STUDIOS CORP.**NOTES TO UNAUDITED CONDENSED CONSOLIDATED FINANCIAL STATEMENTS — (Continued)****17. Contingencies**

From time to time, the Company is involved in certain claims and legal proceedings arising in the normal course of business.

The Company establishes an accrued liability for claims and legal proceedings when the Company determines that a loss is both probable and the amount of the loss can be reasonably estimated. Once established, accruals are adjusted from time to time, as appropriate, in light of additional information. The amount of any loss ultimately incurred in relation to matters for which an accrual has been established may be higher or lower than the amounts accrued for such matters.

As of June 30, 2024, the Company is not a party to any material pending claims or legal proceeding and is not aware of any other claims that it believes could, individually or in the aggregate, have a material adverse effect on the Company's financial position, results of operations or cash flows.

18. Derivative Instruments and Hedging Activities***Forward Foreign Exchange Contracts***

The Company enters into forward foreign exchange contracts to hedge its foreign currency exposures on future production expenses and tax credit receivables denominated in various foreign currencies (i.e., cash flow hedges). The Company also enters into forward foreign exchange contracts that economically hedge certain of its foreign currency risks, even though hedge accounting does not apply or the Company elects not to apply hedge accounting. The Company monitors its positions with, and the credit quality of, the financial institutions that are party to its financial transactions. Changes in the fair value of the foreign exchange contracts that are designated as hedges are reflected in accumulated other comprehensive income (loss), and changes in the fair value of foreign exchange contracts that are not designated as hedges and do not qualify for hedge accounting are recorded in direct operating expense. Gains and losses realized upon settlement of the foreign exchange contracts that are designated as hedges are amortized to direct operating expense on the same basis as the production expenses being hedged.

As of June 30, 2024, the Company had the following outstanding forward foreign exchange contracts (all outstanding contracts have maturities of less than 22 months from June 30, 2024):

June 30, 2024					
<u>Foreign Currency</u>	<u>Foreign Currency Amount</u> <small>(Amounts in millions)</small>		<u>US Dollar Amount</u> <small>(Amounts in millions)</small>	<u>Weighted Average Exchange Rate Per \$1 USD</u>	
British Pound Sterling	2.2 GBP	in exchange for	\$ 2.9	0.78 GBP	
Czech Koruna	180.0 CZK	in exchange for	\$ 7.7	23.29 CZK	
Euro	9.6 EUR	in exchange for	\$ 9.2	0.96 EUR	
Canadian Dollar	9.8 CAD	in exchange for	\$ 7.3	1.34 CAD	
Mexican Peso	18.7 MXN	in exchange for	\$ 0.9	20.70 MXN	
Hungarian Forint	4,571.3 HUF	in exchange for	\$ 12.6	370.84 HUF	
New Zealand Dollar	43.6 NZD	in exchange for	\$ 26.7	1.64 NZD	

LIONSGATE STUDIOS CORP.

NOTES TO UNAUDITED CONDENSED CONSOLIDATED FINANCIAL STATEMENTS — (Continued)

Interest Rate Swaps

The Company is exposed to the impact of interest rate changes, primarily through its borrowing activities. The Company's objective is to mitigate the impact of interest rate changes on earnings and cash flows. The Company primarily uses pay-fixed interest rate swaps to facilitate its interest rate risk management activities, which the Company generally designates as cash flow hedges of interest payments on floating-rate borrowings. Pay-fixed swaps effectively convert floating-rate borrowings to fixed-rate borrowings. The unrealized gains or losses from these designated cash flow hedges are deferred in accumulated other comprehensive income (loss) and recognized in interest expense as the interest payments occur. Changes in the fair value of interest rate swaps that are not designated as hedges are recorded in interest expense (see further explanation below).

Cash settlements related to interest rate contracts are generally classified as operating activities on the consolidated statements of cash flows.

In connection with the Separation, Business Combination and Intercompany Note described in Note 7, the Company assumed the rights, obligations, costs and benefits associated with and provided under the terms of Lionsgate's floating-to-fixed swap contracts.

Designated Cash Flow Hedges. As of June 30, 2024 and March 31, 2024, the Company had the following pay-fixed interest rate swaps, which have been designated as cash flow hedges outstanding (all related to the Company's SOFR-based debt, see Note 7 and Note 8).

<u>Effective Date</u>	<u>Notional Amount</u> (in millions)	<u>Fixed Rate Paid</u>	<u>Maturity Date</u>
May 23, 2018	\$ 300.0	2.915%	March 24, 2025
May 23, 2018	\$ 700.0	2.915%	March 24, 2025
June 25, 2018	\$ 200.0	2.723%	March 23, 2025
July 31, 2018	\$ 300.0	2.885%	March 23, 2025
December 24, 2018	\$ 50.0	2.744%	March 23, 2025
December 24, 2018	\$ 100.0	2.808%	March 23, 2025
December 24, 2018	\$ 50.0	2.728%	March 23, 2025
Total	\$ 1,700.0		

Financial Statement Effect of Derivatives

Unaudited condensed consolidated statements of operations and comprehensive income (loss): The following table presents the pre-tax effect of the Company's derivatives on the accompanying unaudited condensed consolidated statements of operations and comprehensive income (loss) for the three months ended June 30, 2024 and 2023:

	<u>Three Months Ended</u> <u>June 30,</u>	
	<u>2024</u>	<u>2023</u>
<u>(Amounts in millions)</u>		
Derivatives designated as cash flow hedges:		
Forward exchange contracts		
Gain (loss) recognized in accumulated other comprehensive income (loss)	\$ 0.2	\$ (2.5)
Gain (loss) reclassified from accumulated other comprehensive income (loss) into direct operating expense	\$ (1.0)	\$ 0.4

LIONSGATE STUDIOS CORP.
NOTES TO UNAUDITED CONDENSED CONSOLIDATED FINANCIAL STATEMENTS — (Continued)

	Three Months Ended June 30,	
	2024	2023
(Amounts in millions)		
Interest rate swaps		
Gain recognized in accumulated other comprehensive income (loss)	\$ 3.5	\$ 27.1
Gain (loss) reclassified from accumulated other comprehensive income (loss) into interest expense	\$ 10.9	\$ 9.1
Derivatives not designated as cash flow hedges:		
Interest rate swaps		
Loss reclassified from accumulated other comprehensive income (loss) into interest expense	\$ (1.6)	\$ (1.9)
Total direct operating expense on consolidated statements of operations	\$ 355.8	\$ 362.1
Total interest expense on consolidated statements of operations	\$ 58.6	\$ 49.9

Unaudited condensed consolidated balance sheets: The Company classifies its forward foreign exchange contracts and interest rate swap agreements within Level 2 as the valuation inputs are based on quoted prices and market observable data of similar instruments (see Note 9). Pursuant to the Company's accounting policy to offset the fair value amounts recognized for derivative instruments, the Company presents the asset or liability position of the swaps that are with the same counterparty under a master netting arrangement net as either an asset or liability in its unaudited condensed consolidated balance sheets. As of June 30, 2024 and March 31, 2024, there were no swaps outstanding that were subject to a master netting arrangement.

As of June 30, 2024 and March 31, 2024, the Company had the following amounts recorded in the accompanying unaudited condensed consolidated balance sheets related to the Company's use of derivatives:

	June 30, 2024	
	Other Current Assets	Other Accrued Liabilities
(Amounts in millions)		
Derivatives designated as cash flow hedges:		
Forward exchange contracts	\$ —	\$ 1.6
Interest rate swaps	28.1	—
Fair value of derivatives	<u>\$ 28.1</u>	<u>\$ 1.6</u>
Derivatives designated as cash flow hedges:		
March 31, 2024		
(Amounts in millions)		
Derivatives designated as cash flow hedges:		
Forward exchange contracts	\$ —	\$ 2.8
Interest rate swaps	35.6	—
Fair value of derivatives	<u>\$ 35.6</u>	<u>\$ 2.8</u>

LIONSGATE STUDIOS CORP.**NOTES TO UNAUDITED CONDENSED CONSOLIDATED FINANCIAL STATEMENTS — (Continued)**

As of June 30, 2024, based on the current release schedule, the Company estimates approximately \$4.1 million of gains associated with forward foreign exchange contract cash flow hedges in accumulated other comprehensive income (loss) will be reclassified into earnings during the one-year period ending June 30, 2025.

As of June 30, 2024, the Company estimates approximately \$31.1 million of gains recorded in accumulated other comprehensive income (loss) associated with interest rate swap agreement cash flow hedges will be reclassified into interest expense during the one-year period ending June 30, 2025.

19. Additional Financial Information

The following tables present supplemental information related to the unaudited condensed consolidated financial statements.

Cash, Cash Equivalents and Restricted Cash

The following table provides a reconciliation of cash, cash equivalents and restricted cash reported in the unaudited condensed consolidated balance sheets to the total amounts reported in the unaudited condensed consolidated statements of cash flows at June 30, 2024 and March 31, 2024. At June 30, 2024 and March 31, 2024, restricted cash represents primarily amounts related to required cash reserves for interest payments associated with the Production Tax Credit Facility, IP Credit Facility and Backlog Facility.

	<u>June 30, 2024</u>	<u>March 31, 2024</u>
	(Amounts in millions)	
Cash and cash equivalents	\$ 167.2	\$ 277.0
Restricted cash included in other current assets	36.6	43.7
Restricted cash included in other non-current assets	12.8	13.7
Total cash, cash equivalents and restricted cash	<u>\$ 216.6</u>	<u>\$ 334.4</u>

Accounts Receivable Monetization

Under the Company's accounts receivable monetization programs, the Company has entered into (1) individual agreements to monetize certain of its trade accounts receivable directly with third-party purchasers and (2) a revolving agreement to monetize designated pools of trade accounts receivable with various financial institutions, as further described below. Under these programs, the Company transfers receivables to purchasers in exchange for cash proceeds, and the Company continues to service the receivables for the purchasers. The Company accounts for the transfers of these receivables as a sale, removes (derecognizes) the carrying amount of the receivables from its balance sheets and classifies the proceeds received as cash flows from operating activities in the statements of cash flows. The Company records a loss on the sale of these receivables reflecting the net proceeds received (net of any obligations incurred), less the carrying amount of the receivables transferred. The loss is reflected in the "other expense" line item on the unaudited condensed consolidated statements of operations. The Company receives fees for servicing the accounts receivable for the purchasers, which represent the fair value of the services and were immaterial for the three months ended June 30, 2024 and 2023.

LIONSGATE STUDIOS CORP.

NOTES TO UNAUDITED CONDENSED CONSOLIDATED FINANCIAL STATEMENTS — (Continued)

Individual Monetization Agreements. The Company enters into individual agreements to monetize trade accounts receivable. The third-party purchasers have no recourse to other assets of the Company in the event of non-payment by the customers. The following table sets forth a summary of the receivables transferred under individual agreements or purchases during the three months ended June 30, 2024 and 2023:

	Three Months Ended June 30,	
	2024	2023
	(Amounts in millions)	
Carrying value of receivables transferred and derecognized	\$ 107.4	\$ 104.3
Net cash proceeds received	104.1	101.6
Loss recorded related to transfers of receivables	3.3	2.7

At June 30, 2024, the outstanding amount of receivables derecognized from the Company's unaudited condensed consolidated balance sheets, but which the Company continues to service, related to the Company's individual agreements to monetize trade accounts receivable was \$408.0 million (March 31, 2024 - \$449.2 million).

Pooled Monetization Agreement. In December 2019, the Company entered into a revolving agreement, as amended in July 2023, to transfer up to \$100.0 million of certain receivables to various financial institutions on a recurring basis in exchange for cash equal to the gross receivables transferred, which matured on October 1, 2023. As customers paid their balances, the Company would transfer additional receivables into the program. The transferred receivables were fully guaranteed by a bankruptcy-remote wholly-owned subsidiary of the Company. The third-party purchasers had no recourse to other assets of the Company in the event of non-payment by the customers.

The following table sets forth a summary of the receivables transferred under the pooled monetization agreement during the three months ended June 30, 2023:

	Three Months Ended June 30, 2023	
	(Amounts in millions)	
Gross cash proceeds received for receivables transferred and derecognized	\$	5.8
Less amounts from collections reinvested under revolving agreement		(2.9)
Proceeds from new transfers		2.9
Collections not reinvested and remitted or to be remitted		0.5
Net cash proceeds received (paid or to be paid)	\$	3.4
Carrying value of receivables transferred and derecognized ⁽¹⁾	\$	5.8
Obligations recorded	\$	1.1
Loss recorded related to transfers of receivables	\$	1.0

(1) Receivables net of unamortized discounts on long-term, non-interest bearing receivables.

LIONSGATE STUDIOS CORP.**NOTES TO UNAUDITED CONDENSED CONSOLIDATED FINANCIAL STATEMENTS — (Continued)**

At June 30, 2024 and March 31, 2024, there were no outstanding receivables derecognized from the Company's unaudited condensed consolidated balance sheet, for which the Company continues to service, related to the pooled monetization agreement.

Other Assets

The composition of the Company's other assets is as follows as of June 30, 2024 and March 31, 2024:

	<u>June 30, 2024</u>	<u>March 31, 2024</u>
	(Amounts in millions)	
Other current assets		
Prepaid expenses and other	\$ 35.8	\$ 34.8
Restricted cash	36.6	43.7
Contract assets	54.1	59.9
Interest rate swap assets	28.1	35.6
Tax credits receivable	218.4	199.1
	<u>\$ 373.0</u>	<u>\$ 373.1</u>
Other non-current assets		
Prepaid expenses and other	\$ 14.9	\$ 18.3
Restricted cash	12.8	13.7
Accounts receivable	82.6	111.7
Contract assets	4.0	3.2
Tax credits receivable	356.5	361.7
Operating lease right-of-use assets	318.3	344.3
	<u>\$ 789.1</u>	<u>\$ 852.9</u>

Content Related Payables

Content related payables include minimum guarantees and accrued licensed program rights obligations, which represent amounts payable for film or television rights that the Company has acquired or licensed.

Other Accrued Liabilities

Other accrued liabilities include employee related liabilities (such as accrued bonuses and salaries and wages) of \$109.7 million and \$116.2 million at June 30, 2024 and March 31, 2024, respectively.

LIONSGATE STUDIOS CORP.
NOTES TO UNAUDITED CONDENSED CONSOLIDATED FINANCIAL STATEMENTS — (Continued)
Accumulated Other Comprehensive Income

The following table summarizes the changes in the components of accumulated other comprehensive income, net of tax. During the three months ended June 30, 2024 and 2023, there was no income tax expense or benefit reflected in other comprehensive income due to the income tax impact being offset by changes in the Company's deferred tax valuation allowance.

	Foreign currency translation adjustments	Net unrealized gain (loss) on cash flow hedges	Total
	(Amounts in millions)		
March 31, 2024	\$ (42.1)	\$ 138.8	\$ 96.7
Other comprehensive income (loss)	(3.0)	3.7	0.7
Reclassifications to net loss ⁽¹⁾	—	(8.3)	(8.3)
June 30, 2024	<u>\$ (45.1)</u>	<u>\$ 134.2</u>	<u>\$ 89.1</u>
March 31, 2023	\$ (41.1)	\$ 142.6	\$101.5
Other comprehensive income (loss)	0.9	24.5	25.4
Reclassifications to net loss ⁽¹⁾	—	(7.6)	(7.6)
June 30, 2023	<u>\$ (40.2)</u>	<u>\$ 159.5</u>	<u>\$119.3</u>

(1) Represents a loss of \$1.0 million included in direct operating expense and a gain of \$9.3 million included in interest expense on the unaudited condensed consolidated statement of operations in the three months ended June 30, 2024 (three months ended June 30, 2023 - gain of \$0.4 million included in direct operating expense and gain of \$7.2 million included in interest expense) (see Note 18).

Supplemental Cash Flow Information

Significant non-cash transactions during the three months ended June 30, 2024 and 2023 include certain interest rate swap agreements, which are discussed in Note 18, "Derivative Instruments and Hedging Activities".

Except for non-cash financing activity described in Note 20, there were no significant non-cash financing or investing activities for the three months ended June 30, 2024 and 2023.

20. Related Party Transactions

In connection with the Separation and in the normal course of business, the Company enters into transactions with Lionsgate and the Starz Business which include the following, which unless otherwise indicated prior to the Separation were settled through parent net investment at the time of the transaction:

Lionsgate corporate general and administrative expenses: As described in Note 1, in connection with the Business Combination, the Company and Lionsgate entered into the Shared Services Agreement which took effect upon the Closing. The Shared Services Agreement facilitates the allocation to the Company of all corporate general and administrative expenses of Lionsgate, except for an amount of \$10.0 million to be allocated annually to Lionsgate. During the three months ended June 30, 2024, \$16.8 million of Lionsgate corporate general and administrative expenses, excluding amounts related to share-based compensation discussed below, were allocated to the Company after the Separation pursuant to the Shared Services Agreement. This amount excludes corporate expenses of \$1.3 million that were allocated to Lionsgate after the Separation

LIONSGATE STUDIOS CORP.

NOTES TO UNAUDITED CONDENSED CONSOLIDATED FINANCIAL STATEMENTS — (Continued)

pursuant to the Shared Services Agreement. Prior to the Separation, during the three months ended June 30, 2024, \$14.2 million of corporate expenses were allocated to the Company (three months ended June 30, 2023 - \$24.5 million). These amounts exclude corporate expenses of \$2.3 million (three months ended June 30, 2023- \$5.8 million) that were allocated to Starz prior to the Separation.

Share-based compensation: The Separation Agreement and the Shared Services Agreement provide that officers, employees and directors of LG Studios will continue to receive awards of equity and equity-based compensation pursuant to the existing equity incentive plans of Lionsgate. Such awards are treated as a capital contribution by Lionsgate to LG Studios, and the share-based compensation expense for such awards is allocated to LG Studios.

Prior to the Separation, Lionsgate provided share-based compensation related to the Studio Business employees and as part of its corporate expense allocations a proportionate amount of the share-based compensation related to those corporate functions is allocated to the Studio Business.

Licensing of content to the Starz Business: The Company licenses motion pictures and television programming (including Starz original productions) to the Starz Business. The license fees generally are due upon delivery or due at a point in time following the first showing. Prior to the Separation, license fee amounts due were settled with the Starz Business through parent net investment. License fees receivable, not yet due from the Starz Business, are reflected in due from the Starz Business on the unaudited condensed consolidated balance sheets. The consideration to which the Company is entitled under the license agreements with the Starz Business is included in revenue from contracts with customers and presented separately in the unaudited condensed consolidated statements of operations (see Note 11).

Operating expense reimbursement: As previously described in Note 1, the Company pays certain expenses on behalf of the Starz Business such as certain rent expense, employee benefits, insurance and other administrative operating costs. The Starz Business also pays certain expenses on behalf of the Company such as legal expenses, software development costs and severance. See “*Transactions with Lionsgate*” below for further discussion of the settlement of these transactions. These expenditures are reflected in the financial statements of the Studio Business and the Starz Business as applicable.

Monetization of certain accounts receivables: The Company had an agreement with Starz for Starz to transfer certain accounts receivables to the Company to participate in the Company’s pooled monetization arrangement, which matured on October 1, 2023. The Company purchased the transferred receivables at fair value and recorded them at the purchased amount on its balance sheet and classified the purchase price paid in parent net investment (see Note 19). The accounts receivables purchased from the Starz Business were historically pledged as collateral under this agreement. Any discount on the purchase of the receivable from the Starz Business was accreted to interest income over the period to collection of the accounts receivable. The accounts receivable purchased from the Starz Business and subsequent collections were reflected as investing activities in the unaudited condensed consolidated statements of cash flows.

Transactions with Lionsgate

Prior to the Separation, Lionsgate utilized a centralized approach to cash management. Cash generated by the Studio Business was managed by Lionsgate’s centralized treasury function and cash was routinely transferred to the Company or to the Starz Business to fund operating activities when needed. Payables to and receivables from Lionsgate, primarily related to the Starz Business, were often settled through movement to the

LIONSGATE STUDIOS CORP.**NOTES TO UNAUDITED CONDENSED CONSOLIDATED FINANCIAL STATEMENTS — (Continued)**

intercompany accounts between Lionsgate, the Starz Business and the Studio Business. Other than certain specific balances related to unsettled payables or receivables, the intercompany balances between the Studio Business and Lionsgate were accounted for as parent net investment.

Because of this centralized approach to cash management, financial transactions for cash movement and the settlement of payables and receivables when due with Lionsgate were generally accounted for through the parent net investment account. Settlements of amounts payable and receivable when due through the parent net investment account were reflected as cash payments or receipts for the applicable operating transaction within operating activities, with the net change in parent net investment included within financing activities in the unaudited condensed consolidated statements of cash flows.

The net transfers to and from Lionsgate through the period prior to the Separation discussed above were as follows:

	Three Months Ended	
	June 30,	
	2024	2023
	(Amounts in millions)	
Cash pooling and general financing activities	\$ 92.1	\$ 67.4
Licensing of content ⁽¹⁾	1.3	115.0
Corporate reimbursements	(5.3)	1.3
Corporate expense allocations (excluding allocation of share-based compensation)	2.3	6.3
Funding of purchases of accounts receivables held for collateral	—	(49.8)
Net transfers to Parent per unaudited condensed consolidated statements of cash flows	<u>\$ 90.4</u>	<u>\$ 140.2</u>
Share-based compensation (including allocation of share-based compensation)	(6.0)	(12.2)
Other non-cash transfer ⁽²⁾	(38.0)	3.2
Net transfers to Parent per unaudited condensed consolidated statements of equity (deficit)	<u>\$ 46.4</u>	<u>\$ 131.2</u>

(1) Reflects the settlement of amounts due from the Starz Business related to the Company's licensing arrangements with the Starz Business.

(2) Includes a non-cash transfer of debt through Parent net investment of \$35.0 million in connection with the Separation during the three months ended June 30, 2024.

21. Subsequent Events

eOne IP Credit Facility. In July 2024, certain subsidiaries of the Company entered into a senior secured amortizing term credit facility (the "eOne IP Credit Facility") based on and secured by the Company's intellectual property rights primarily associated with certain titles acquired as part of the eOne acquisition. The maximum principal amount of the eOne IP Credit Facility is \$340.0 million, subject to the amount of collateral available, which is based on the valuation of unsold rights from the libraries. The Company borrowed \$340.0 million under the eOne IP Credit Facility. The cash flows generated from the rights will be applied to

LIONSGATE STUDIOS CORP.

NOTES TO UNAUDITED CONDENSED CONSOLIDATED FINANCIAL STATEMENTS — (Continued)

repay the eOne IP Credit Facility subject to quarterly required principal payments of \$8.5 million, beginning November 14, 2024, with the balance payable at maturity. Advances under the eOne IP Credit Facility bear interest at a rate equal to Term SOFR plus 2.25% per annum. The eOne IP Credit Facility matures on July 3, 2029.

LG IP Credit Facility. In September 2024, certain subsidiaries of the Company entered into a senior secured amortizing term credit facility (the “LG IP Credit Facility”) based on and secured by the Company’s intellectual property rights primarily associated with certain titles. The maximum principal amount of the LG IP Credit Facility is \$455.0 million, subject to the amount of collateral available, which is based on the valuation of unsold rights from the libraries. The Company borrowed \$455.0 million under the LG IP Credit Facility. The cash flows generated from the rights will be applied to repay the LG IP Credit Facility subject to quarterly required principal payments of \$11.375 million, beginning February 14, 2025, with the balance payable at maturity. Advances under the LG IP Credit Facility bear interest at a rate equal to Term SOFR plus 2.25% per annum. The LG IP Credit Facility matures on September 30, 2029. The Company used the proceeds from the LG IP Credit Facility to prepay \$355.1 million principal amount of the LGTV Term Loan B, together with accrued and unpaid interest thereon.

[Table of Contents](#)

**Entertainment One Film and Television Business
(A Business of Hasbro Inc.)
Combined Financial Statements
For the Years Ended December 25, 2022 and December 26, 2021**

F-118

Independent Auditors' Report

Those Charged with Governance
Entertainment One Film and Television Business:

Opinion

We have audited the combined financial statements of Entertainment One Film and Television Business (the Company), which comprise the combined balance sheets as of December 25, 2022 and December 26, 2021, and the related combined statements of operations, comprehensive loss, parent equity and redeemable non-controlling interests, and cash flows for the years then ended, and the related notes to the combined financial statements.

In our opinion, the accompanying combined financial statements present fairly, in all material respects, the financial position of the Company as of December 25, 2022 and December 26, 2021, and the results of its operations and its cash flows for the years then ended in accordance with U.S. generally accepted accounting principles.

Basis for Opinion

We conducted our audits in accordance with auditing standards generally accepted in the United States of America (GAAS). Our responsibilities under those standards are further described in the Auditors' Responsibilities for the Audit of the Combined Financial Statements section of our report. We are required to be independent of the Company and to meet our other ethical responsibilities, in accordance with the relevant ethical requirements relating to our audits. We believe that the audit evidence we have obtained is sufficient and appropriate to provide a basis for our audit opinion.

Responsibilities of Management for the Combined Financial Statements

Management is responsible for the preparation and fair presentation of the combined financial statements in accordance with U.S. generally accepted accounting principles, and for the design, implementation, and maintenance of internal control relevant to the preparation and fair presentation of combined financial statements that are free from material misstatement, whether due to fraud or error.

In preparing the combined financial statements, management is required to evaluate whether there are conditions or events, considered in the aggregate, that raise substantial doubt about the Company's ability to continue as a going concern for one year after the date that the combined financial statements are issued.

Auditors' Responsibilities for the Audit of the Combined Financial Statements

Our objectives are to obtain reasonable assurance about whether the combined financial statements as a whole are free from material misstatement, whether due to fraud or error, and to issue an auditors' report that includes our opinion. Reasonable assurance is a high level of assurance but is not absolute assurance and therefore is not a guarantee that an audit conducted in accordance with GAAS will always detect a material misstatement when it exists. The risk of not detecting a material misstatement resulting from fraud is higher than for one resulting from error, as fraud may involve collusion, forgery, intentional omissions, misrepresentations, or the override of internal control. Misstatements are considered material if there is a substantial likelihood that, individually or in the aggregate, they would influence the judgment made by a reasonable user based on the combined financial statements.

Table of Contents

In performing an audit in accordance with GAAS, we:

- Exercise professional judgment and maintain professional skepticism throughout the audit.
- Identify and assess the risks of material misstatement of the combined financial statements, whether due to fraud or error, and design and perform audit procedures responsive to those risks. Such procedures include examining, on a test basis, evidence regarding the amounts and disclosures in the combined financial statements.
- Obtain an understanding of internal control relevant to the audit in order to design audit procedures that are appropriate in the circumstances, but not for the purpose of expressing an opinion on the effectiveness of the Company's internal control. Accordingly, no such opinion is expressed.
- Evaluate the appropriateness of accounting policies used and the reasonableness of significant accounting estimates made by management, as well as evaluate the overall presentation of the combined financial statements.
- Conclude whether, in our judgment, there are conditions or events, considered in the aggregate, that raise substantial doubt about the Company's ability to continue as a going concern for a reasonable period of time.

We are required to communicate with those charged with governance regarding, among other matters, the planned scope and timing of the audit, significant audit findings, and certain internal control related matters that we identified during the audit.

/s/ KPMG LLP

Providence, Rhode Island
January 17, 2024

F-120

Entertainment One Film and Television Business
(A Business of Hasbro, Inc.)

Combined Balance Sheets
December 25, 2022 and December 26, 2021
(Thousands of Dollars)

	<u>2022</u>	<u>2021</u>
ASSETS		
Current assets		
Cash and cash equivalents, including restricted cash of \$13,600 in 2022 and \$35,196 in 2021	\$ 91,077	\$ 132,880
Accounts receivable, less allowance for credit losses of \$2,266 in 2022 and \$3,042 in 2021	157,749	128,417
Inventories	2,974	3,276
Prepaid expenses and other current assets	423,456	400,433
Total current assets	675,256	665,006
Operating lease right-of-use assets	38,233	48,531
Property, plant and equipment, net	28,696	31,079
Investment in productions and investments in acquired content rights	694,002	596,385
Goodwill	231,000	231,000
Other intangibles, net	118,995	141,840
Other	115,091	58,168
Total assets	\$ 1,901,273	\$ 1,772,009
LIABILITIES, NONCONTROLLING INTERESTS AND PARENT EQUITY		
Current liabilities		
Production financing	\$ 194,781	\$ 170,053
Accounts payable	29,833	6,667
Deferred revenue	22,991	26,604
Accrued participation and residuals	267,037	265,397
Accrued liabilities	207,252	172,940
Total current liabilities	721,894	641,661
Long-term operating lease liabilities	31,012	40,216
Deferred revenue	714	1,474
Other liabilities	32,175	30,467
Total liabilities	785,795	713,818
Commitments and contingencies (Note 17)		
Redeemable noncontrolling interests	—	23,938
Parent equity		
Net parent investment	1,143,855	1,028,975
Accumulated other comprehensive earnings (loss)	(28,377)	5,278
Total parent equity	1,115,478	1,034,253
Total liabilities, noncontrolling interests and parent equity	\$ 1,901,273	\$ 1,772,009

See accompanying notes to Combined Financial Statements

Entertainment One Film and Television Business
(A Business of Hasbro, Inc.)
Combined Statements of Operations
Fiscal Years Ended December 25, 2022 and December 26, 2021
(Thousands of Dollars)

	2022	2021
Net revenues	\$827,811	\$921,043
Costs and expenses:		
Direct operating	634,506	734,352
Distribution and marketing	19,299	28,742
General and administration	151,176	135,755
Depreciation and amortization	26,013	26,291
Total costs and expenses	830,994	925,140
Operating loss	(3,183)	(4,097)
Interest expense	14,005	8,444
Interest income	(3,204)	(3,571)
Other income, net	(6,661)	1,302
Loss before income taxes	\$ (7,323)	\$ (10,272)
Income tax provision	12,738	1,469
Net loss	(20,061)	(11,741)
Less: Net earnings attributable to noncontrolling interests	576	3,355
Net loss attributable to Entertainment One Film and Television Business	\$ (20,637)	\$ (15,096)

See accompanying notes to Combined Financial Statements.

Entertainment One Film and Television Business
(A Business of Hasbro, Inc.)
Combined Statements of Comprehensive Loss
Fiscal Years Ended December 25, 2022 and December 26, 2021
(Thousands of Dollars)

	<u>2022</u>	<u>2021</u>
Net loss	<u>\$(20,061)</u>	<u>\$(11,741)</u>
Other comprehensive loss:		
Foreign currency translation adjustments, net of tax	(33,066)	6,225
Net gains on cash flow hedging activities, net of tax	1,535	3,564
Reclassifications to earnings, net of tax:		
Net losses on cash flow hedging activities	(2,124)	(1,067)
Other comprehensive earnings (loss), net of tax	<u>(33,655)</u>	<u>8,722</u>
Total comprehensive loss, net of tax	<u>(53,716)</u>	<u>(3,019)</u>
Total comprehensive earnings attributable to noncontrolling interests	576	3,355
Total comprehensive loss attributable to Entertainment One Film and Television Business	<u>\$(54,292)</u>	<u>\$(6,374)</u>

See accompanying notes to Combined Financial Statements.

Entertainment One Film and Television Business
(A Business of Hasbro, Inc.)
Combined Statements of Cash Flows
Fiscal Years Ended December 25, 2022 and December 26, 2021
(Thousands of Dollars)

	Year ended December	
	2022	2021
Cash flows from operating activities:		
Net loss	\$ (20,061)	\$ (11,741)
Adjustments to reconcile net loss to net cash provided by (used in) operating activities:		
Depreciation of property, plant and equipment	7,028	6,808
Amortization of intangible assets	18,985	19,483
Program cost amortization	492,474	556,898
Share-based compensation funded by Parent	4,506	3,735
Non-cash lease expense	9,087	10,060
Deferred income taxes	948	1,246
Other non-cash items	(589)	2,497
Changes in assets and liabilities:		
(Increase) decrease in accounts receivable	(1,716)	(36,332)
Decrease (increase) in inventories	143	(263)
Increase in prepaid expenses and other current assets	(41,701)	(103,005)
Program spend	(668,874)	(512,064)
Increase (decrease) in accounts payable	27,182	(21,397)
Increase in accrued liabilities	73,213	59,633
Increase (decrease) in accrued participation and residuals	11,786	(11,833)
Decrease in deferred revenue	(3,738)	(39,819)
Decrease in other noncurrent liabilities	(5,504)	(20,130)
Increase in other noncurrent assets	(59,531)	(9,121)
Net cash used in operating activities	(156,362)	(105,345)
Investing activities:		
Additions to property, plant and equipment	(5,988)	(5,730)
Net cash used in investing activities	(5,988)	(5,730)
Financing activities:		
Buyout of redeemable noncontrolling interest	(18,500)	—
Distributions to noncontrolling interests	(1,900)	(2,600)
Net proceeds from borrowings	257,883	159,646
Repayments of borrowings	(230,974)	(161,612)
Financing transactions with Parent, net	115,625	80,935
Net cash provided by financing activities	122,134	76,369
Effect of exchange rate changes on cash and cash equivalents	(1,587)	2,470
Change in cash and cash equivalents and restricted cash	(41,803)	(32,236)
Cash, cash equivalents and restricted cash at beginning of year	132,880	165,116
Cash, cash equivalents and restricted cash at end of year	\$ 91,077	\$ 132,880
Supplemental information		
Income taxes paid	\$ (6,314)	\$ (3,648)
Interest paid	\$ (6,566)	\$ (3,515)

See accompanying notes to Combined Financial Statements.

Entertainment One Film and Television Business
(A Business of Hasbro, Inc.)

Combined Statements of Parent Equity and Redeemable Non-Controlling Interests
Fiscal Years Ended December 25, 2022 and December 26, 2021
(Thousands of Dollars)

	<u>2022</u>	<u>2021</u>
Net Parent Investment		
Balance at the beginning of the year	\$ 1,028,975	\$ 972,191
Net loss attributable to Entertainment One Film and Television Business	(20,637)	(15,096)
Share-based compensation funded by Parent	4,506	3,735
Net contributions from Parent	131,011	68,145
Balance at the end of the year	\$ 1,143,855	\$ 1,028,975
Accumulated Other Comprehensive Earnings (Loss), net of tax		
Balance at the beginning of the year	\$ 5,278	\$ (3,444)
Other comprehensive earnings (loss)	(33,655)	8,722
Balance at the end of the year	(28,377)	5,278
Total Parent Equity	\$ 1,115,478	\$ 1,034,253
Redeemable Non-Controlling Interest		
Balance at the beginning of the year	\$ 23,938	\$ 24,440
Distributions paid to noncontrolling owners and other foreign exchange	(1,900)	(3,857)
Buyout of redeemable noncontrolling interest	(22,614)	—
Net earnings attributable to non-controlling interests	576	3,355
Balance at the end of the year	\$ —	\$ 23,938

See accompanying notes to Combined Financial Statements.

**Entertainment One Film and Television Business
(A Business of Hasbro, Inc.)**

**Notes to Combined Financial Statements
(Thousands of Dollars)**

(1) Description of Business and Basis of Presentation

Description of Business

The accompanying Combined Financial Statements include the accounts of operations that comprise the Entertainment One (“eOne”) Film and Television operations (the “Company”) of Hasbro, Inc.’s (“Hasbro” or the “Parent”). The eOne Film and Television business produces scripted and unscripted television and motion pictures with global distribution and an extensive film and television library. To the extent that an asset, liability, revenue, or expense is directly associated with the Company, it is reflected in the accompanying Combined Financial Statements.

On August 3, 2023, Hasbro and certain of its wholly and majority owned subsidiaries entered into a definitive agreement (the “Purchase Agreement”) to sell the Company’s film and television business to Lionsgate (the “Purchaser” or “Lionsgate”). The deal closed on December 27, 2023 for approximately \$375 million in cash, subject to certain purchase price adjustments, plus the assumption by Lionsgate of production financing loans. Upon consummation of the Transaction, the historical operations of the Company were transferred to the Purchaser, and Hasbro and the Purchaser entered into various commercial agreements designed to continue to serve their respective customers. The sale included employees, a content library of nearly 6,500 titles, active productions for non-Hasbro owned IP and the eOne unscripted business, which includes rights for certain Hasbro-based shows.

The business does not include Hasbro’s Allspark operations, nor any active productions for Hasbro-owned IP such as Dungeons & Dragons. Consequently, these operations and assets are not included in the accompanying Combined Financial Statements of the Company.

The accompanying Combined Financial Statements reflect the pushdown of the initial Hasbro acquisition accounting for the assets and liabilities acquired in 2019 which were directly attributable to the Company, and which existed as of the Lionsgate acquisition.

Basis Of Presentation

The Combined Financial Statements represent the operations of the Company and have been prepared on a “carve-out” basis. The Combined Financial Statements have been derived from Hasbro’s Consolidated Financial Statements and accounting records, and reflect the Combined Statements of Operations, Statements of Comprehensive Earnings, Balance Sheets, Cash Flows and Parent Equity of the Company in accordance with accounting principles generally accepted in the United States (“GAAP”).

Hasbro provides certain corporate functions to the Company and costs associated with these provided services have been allocated to the Company. These allocations include treasury functions, tax services and employment legal functions. The costs of such services have been allocated to the Company based on an allocation metric which best represents the Company’s portion of corporate expenses incurred, primarily using the relative percentage of operating income. Management believes such allocations to be reasonable; however, they may not be indicative of the actual expenses that would have been incurred had the Company been operating as an independent company for the period presented. The cost allocations for these items are included in in “General and administration” in the Combined Statement of Operations. The total amounts of these cost allocations were approximately \$1,008 thousand and \$261 thousand for the years ended December 25, 2022 and December 26, 2021, respectively. See Note 18.

**Entertainment One Film and Television Business
(A Business of Hasbro, Inc.)**

**Notes to Combined Financial Statements
(Thousands of Dollars)**

Hasbro maintains a number of share-based compensation programs at a corporate level. The Company's employees participate in those programs, and as such, the Company was charged a portion of the expenses associated with these programs. The Company was directly attributed share-based compensation expenses of \$4,506 thousand and \$3,735 thousand for the years ended December 25, 2022 and December 26, 2021, respectively. The charges are included in "General and administration" in the Combined Statements of Operations.

Substantially all employees attributable to the Company are covered by defined contribution plans held by the Company, rather than Hasbro. These related expenses are all directly attributable to the Company and resulting liabilities are in Accrued liabilities in the Combined Balance Sheets.

"Net Parent Investment" represents Hasbro's interest in the net assets of the Company. The net parent investment balance represents the cumulative net investment by Hasbro in the Company through the periods presented, including any prior net earnings (loss) or comprehensive earnings (loss) attributed to the Company. Certain transactions between the Company, including allocated expenses, are also included in and reflected as a change in the Company's net parent investment in the Combined Balance Sheets.

The Company frequently engages in various activities with Hasbro, resulting in accounts receivable and accounts payable positions. These balances do not settle in cash and have been eliminated through Net Parent Investment for the periods presented. Additionally, intercompany transactions within the Film & Television business have been eliminated for the periods presented.

The Combined Financial Statements may not be indicative of future performance and do not necessarily reflect the Combined Statements of Operations, Balance Sheets, and Statement of Cash Flows had the Company operated as an independent business from Hasbro during the periods presented.

(2) Summary of Significant Accounting Policies

Preparation of Combined Financial Statements

The preparation of the Combined Financial Statements in conformity with accounting principles generally accepted in the United States of America requires management to make estimates and assumptions that affect the amounts reported in the Combined Financial Statements and notes thereto. Actual results could differ from those estimates.

Fiscal Year

Entertainment One Film and Television Business' fiscal year ends on the last Sunday in December. The fiscal years ended December 25, 2022 and December 26, 2021 were both fifty-two-week periods.

Cash, Cash Equivalents and Restricted Cash

Cash and cash equivalents include all cash balances and highly liquid investments purchased with an initial maturity to the Company of three months or less. Under the Company's production financing facilities, certain of the Company's cash is restricted while the financing is outstanding. At December 25, 2022, \$9,494 thousand of the Company's cash was restricted by such facilities. See Production Financing below and Note 9 for further details. The Company's cash is also restricted in connection with a historical catalog sale in which the Company

**Entertainment One Film and Television Business
(A Business of Hasbro, Inc.)**

**Notes to Combined Financial Statements
(Thousands of Dollars)**

sold a future economic interest in certain titles. As part of the sale, the Company agreed to settle a potential unfavorable tax payment of the buyer in relation to the purchased titles. At December 25, 2022, \$4,106 thousand of the Company's cash was restricted for this arrangement.

Accounts Receivable and Allowance for Credit Losses

Credit is granted to customers predominantly on an unsecured basis. Credit limits and payment terms are established based on extensive evaluations made on an ongoing basis throughout the fiscal year with regard to the financial performance, cash generation, financing availability and liquidity status of each customer. The majority of customers are formally reviewed at least annually; more frequent reviews are performed based on the customer's financial condition and the level of credit being extended. The Company uses a variety of financial transactions, based on availability and cost, to increase the collectability of certain of its accounts, including letters of credit, credit insurance, and requiring cash in advance of delivery.

The Company records an allowance for credit losses for accounts receivable based on management's expected credit losses. Management's estimate of expected credit losses is based on its assessment of the business environment, customers' financial condition, historical collection experience, accounts receivable aging and customer disputes.

Accounts receivable, net on the Combined Balance Sheets represents amounts due from customers less the allowance for credit losses as well as allowances for discounts.

Inventories

Inventories are valued at the lower of cost (first-in, first-out) or net realizable value. Based upon a consideration of quantities on hand and actual and projected sales volume, slow-moving and obsolete inventory is written down to its estimated net realizable value. At both December 25, 2022, and December 26, 2021, substantially all inventory is comprised of finished goods.

Noncontrolling Interests

The financial results and position of the redeemable noncontrolling interests are included in their entirety in the Company's Combined Statements of Operations and Combined Balance Sheets. The value of the redeemable noncontrolling interests is presented in the Combined Balance Sheets as temporary equity between liabilities and parent equity. During 2022, the Company redeemed all outstanding redeemable noncontrolling interest in Renegade Entertainment, LLC, the only entity for which the Company previously held redeemable noncontrolling interest. Earnings (losses) attributable to the redeemable noncontrolling interests are presented as a separate line on the Combined Statements of Operations which is necessary to identify those earnings (losses) specifically attributable to Hasbro.

Property, Plant and Equipment, Net

Property, plant, and equipment are stated at cost less accumulated depreciation. Depreciation is computed using accelerated and straight-line methods to depreciate the cost of property, plant, and equipment over their estimated useful lives. The principal lives, in years, used in determining depreciation rates of various assets are: buildings and improvements 15 to 25 and computer hardware and software 3 to 12. Depreciation expense is classified in the Combined Statements of Operations based on the nature of the property and equipment being depreciated.

**Entertainment One Film and Television Business
(A Business of Hasbro, Inc.)**

**Notes to Combined Financial Statements
(Thousands of Dollars)**

Property, plant and equipment, net is reviewed for impairment whenever events or circumstances indicate the carrying value may not be recoverable. Recoverability is measured by a comparison of the carrying amount of the asset or related asset group to future undiscounted cash flows expected to be generated by the asset or asset group. If such assets are considered to be impaired, the impairment to be recognized would be measured by the amount by which the carrying value of the assets exceeds their fair value wherein the fair value is the appraised value. Furthermore, assets to be disposed of are carried at the lower of the net book value or their estimated fair value less disposal costs.

Goodwill and Other Intangible Assets, Net

Goodwill results from the original acquisition of eOne by Hasbro in 2019. Substantially all of the Company's other intangible assets consist of the cost of exclusive content agreements and libraries. In establishing the value of such rights, the Company considers title ultimate revenue as well as historical collections to date, cash collection timing curves and other financial projections.

Goodwill was attributed based on the fair value of the historical goodwill recognized at the Hasbro acquisition date related to the eOne Film & TV business. There was no further goodwill from business acquisitions to be allocated to the Combined Financial Statements, nor were any impairments recognized.

Goodwill and intangible assets deemed to have indefinite lives are not amortized and are tested for impairment at least annually as of the third quarter of each year. The annual goodwill test begins with a qualitative assessment, where qualitative factors and their impact on critical inputs are assessed to determine whether it is more likely than not that the fair value of a reporting unit is less than its carrying value. If the Company determines there is an indication of impairment in its reporting unit based on the qualitative assessment, it is required to perform a quantitative assessment.

The Company performed a qualitative assessment of goodwill in the fourth quarters of 2022 and 2021. Based on the qualitative assessment, the Company determined that there was no impairment trigger which would require a quantitative analysis. As a result, the Company concluded that there was no impairment.

The Company's intangible assets having definite lives are being amortized over periods ranging from two to fifteen years, primarily using the straight-line method.

The Company reviews intangible assets with definite lives for impairment whenever events or changes in circumstances indicate the carrying value may not be recoverable. Recoverability is measured by a comparison of the carrying amount of the asset to future undiscounted cash flows expected to be generated by the asset or asset group. If such assets were considered to be impaired, the impairment to be recognized would be measured by the amount by which the carrying value of the assets exceeds their fair value wherein that fair value is determined based on discounted cash flows.

There were no other triggering events in 2022 or 2021 which would indicate the Company's intangible assets were impaired.

Financial Instruments

The Company's financial instruments include cash and cash equivalents, accounts receivable, short-term borrowings, accounts payable and certain accrued liabilities. At December 25, 2022, the carrying cost of these

**Entertainment One Film and Television Business
(A Business of Hasbro, Inc.)**

**Notes to Combined Financial Statements
(Thousands of Dollars)**

instruments approximated their fair value. The Company's financial instruments at December 25, 2022 also include long-term borrowings (see Note 11 for carrying cost and related fair values) as well as certain assets and liabilities measured at fair value (see Notes 11 and 15).

Production Financing

Production financing relates to financing facilities for certain of the Company's television and film productions. Production financing facilities are arranged on an individual production basis by either special purpose production subsidiaries, each secured by the assets and future revenues of such production subsidiaries, which are non-recourse to the Company's assets, or through a senior revolving credit facility obtained in November 2021, dedicated to production financing. These facilities typically have maturities of less than two years while the titles are in production and are repaid once the production is delivered and all tax credits, broadcaster pre-sales and international sales have been received. In connection with the production of a television or film program, the Company records initial cash outflows within cash flows from operating activities due to its investment in the production and concurrently records cash inflows within cash flows from financing activities from the production financing it normally obtains. Under these facilities, certain of the Company's cash is restricted while the financing is outstanding. On December 25, 2022 and December 26, 2021, \$9,494 thousand and \$31,015 thousand of the Company's cash was restricted by such facilities, respectively. For further details, see Note 9.

Revenue Recognition

Revenue is recognized when control of the promised goods, intellectual property or production is transferred to the customers or licensees, in an amount that reflects the consideration the Company expects to be entitled to in exchange for transferring those goods. The Company accounts for a contract when it has approval and commitment from both parties, the rights of the parties are identified, payment terms are identified, the contract has commercial substance, and collectability of consideration is probable.

The Company enters into contracts to license its intellectual property for use in television and film. The licensees pay the Company either a sales-based or usage-based royalty, or a combination of both, for use of the brands, in some cases subject to minimum guaranteed amounts or fixed fees. The license of the Company's brands provide access to the intellectual property over the term of the license, generally without any other performance obligation of the Company other than keeping the intellectual property active and is therefore considered a right-to-access license of symbolic intellectual property. The Company records sales-based or usage-based royalty revenues for right-to-access licenses at the occurrence of the licensees' subsequent sale or usage. When the arrangement includes a minimum guarantee, the Company records the minimum guarantee on a ratable basis over the term of the license period and does not record the sales-based or usage-based royalty revenues until they exceed the minimum guarantee.

The Company produces, sells and licenses television and film content for distribution to third parties in formats that include broadcast, digital streaming, transactional and theatrical. These are intellectual property licenses where the licensees pay either a fixed fee for the content license or a variable fee in the form of a sales-based royalty. The content that the Company delivers to its licensees typically has stand-alone functionality, generally without any other performance obligation of the Company, and is therefore considered a right-to-use license of functional intellectual property. The Company records revenues for right-to-use licenses once the license period has commenced and the licensee has the ability to use the delivered content. In arrangements where the licensee pays the Company a fixed fee for multiple seasons or multiple series of programming,

**Entertainment One Film and Television Business
(A Business of Hasbro, Inc.)**

**Notes to Combined Financial Statements
(Thousands of Dollars)**

arrangement fees are recorded as revenues based upon their relative fair values. The Company also earns advertising revenues from certain content made available on free to consumer streaming video on demand platforms where the Company earns a portion of the advertising revenues earned by the service provider. The performance obligation is met, and revenue is recorded when the user accesses the Company's content through the streaming platform.

Direct Operating Expenses

Direct operating expenses include investment in productions and acquired content rights amortization, program cost amortization and participation and residual expenses.

Participation costs represent contingent consideration payable based on the performance of the film or television program to parties associated with the film or television program, including producers, writers, directors or actors. Residuals represent amounts payable to various unions or "guilds" such as the Screen Actors Guild—American Federation of Television and Radio Artists, Directors Guild of America, and Writers Guild of America, based on the performance of the film or television program in certain ancillary markets or based on the individual's (i.e., actor, director, writer) salary level in the television market.

The Company enters into minimum guarantee royalty arrangements related to the purchase of film and television rights for content to be delivered in the future. These agreements may call for payment in advance or future payment of minimum guaranteed amounts. Amounts paid in advance are recorded as an asset and charged to Direct operating expense when the related revenue is recognized in the Combined Statements of Operations. If all or a portion of the minimum guaranteed amounts appear not to be recoverable through future use of the rights obtained under the license, the non-recoverable portion of the guaranty is charged to expense at that time.

Investment in Productions and Acquired Content Rights

The Company incurs costs in connection with the production of television programming and movies. The majority of these costs are capitalized by the Company as they are incurred and amortized using the individual-film-forecast method, whereby these costs are amortized in the proportion that the current year's revenues bear to management's estimate of total ultimate revenues as of the beginning of such period related to the program. Ultimate revenue estimates are periodically reviewed and adjustments, if any, will result in changes to amortization rates and estimated accruals for residuals and participations. Ultimate revenue includes estimates over a period not to exceed ten years following the date of release of the production. Ultimate revenue used in amortization of acquired content rights is estimated over the life of the acquired rights but no longer than a period of ten years. These capitalized costs are reported at the lower of cost, less accumulated amortization, or fair value, and reviewed for impairment when an event or change in circumstances occurs that indicates that impairment may exist. The fair value is determined using a discounted cash flow model which is primarily based on management's future revenue and cost estimates. Certain of these agreements require the Company to pay minimum guaranteed advances ("MGs") for participations and residuals. MGs are recognized in the Combined Balance Sheets when a liability arises, usually on delivery of the television or film program to the Company. The current portion of MGs are recorded as Accrued Liabilities.

Distribution and Marketing Expenses

Distribution and marketing expenses primarily include the costs of theatrical prints and advertising ("P&A") and subscription video-on-demand ("SVOD") expense and home entertainment expenses and marketing.

**Entertainment One Film and Television Business
(A Business of Hasbro, Inc.)**

**Notes to Combined Financial Statements
(Thousands of Dollars)**

Theatrical P&A includes the costs of the theatrical prints delivered to theatrical exhibitors and the advertising and marketing cost associated with the theatrical release of the picture. SVOD expense represents the advertising and marketing cost associated with the SVOD release of the picture. Home entertainment expenses represents manufacturing costs associated with creating the physical products.

Operating Leases

The Company leases certain property through operating leases. Operating lease right-of-use assets are recorded within Operating lease right-of use assets and the related liabilities are recorded within Accrued liabilities and Other liabilities on the Company's Combined Balance Sheets. The Company has no material finance leases.

Operating lease assets represent the Company's right to use the underlying asset for the lease term and lease liabilities represent an obligation to make lease payments according to the terms of the lease. Operating lease assets and liabilities are recognized at the inception of the lease agreement based on the estimated present value of lease payments over the lease term, using our incremental borrowing rate based on information available on the lease commencement date. The Company expenses non-lease components as incurred for real estate leases. Leases with an expected term of 12 months or less are not capitalized. Lease expense under such leases is recorded straight line over the life of the lease. For further details on the Company's operating leases, see Note 14.

Income Taxes

For purposes of the Combined Financial Statements, income tax expense and deferred tax balances have been computed as if the Company filed income tax returns on a separate return basis from Hasbro. As a carve-out entity, deferred taxes and effective tax rate may differ from those in the historical periods.

The Company uses the asset and liability approach for financial accounting and reporting of income taxes. Deferred income taxes reflect the net tax effect of temporary differences between the carrying amount of assets and liabilities for financial reporting purposes and the amounts used for income tax purposes. Deferred taxes are measured using rates expected to apply to taxable income in years in which those temporary differences are expected to reverse. The effect of a change in tax rates on deferred tax assets and liabilities is recognized in income in the period that includes the enactment date.

The Company recognizes deferred tax assets to the extent it believes that these assets are more likely than not to be realized. In making such a determination, all available positive and negative evidence is considered, including future reversals of existing taxable temporary differences, projected future taxable income, tax-planning strategies, and results of recent operations. The assumptions utilized in determining future taxable income require significant judgment and are consistent with the plans and estimates used to manage the underlying businesses. Actual operating results in future years could differ from current assumptions, judgments and estimates. A valuation allowance is recorded to reduce deferred tax assets to the net amount believed to be more likely than not to be realized. As of December 25, 2022, the valuation allowance of \$267,106 thousand was primarily related to net operating losses. If it is determined that our deferred tax assets will be realizable in the future in excess of their net recorded amount, an adjustment would be made to the deferred tax asset valuation allowance, which would reduce the provision for income taxes.

**Entertainment One Film and Television Business
(A Business of Hasbro, Inc.)**

**Notes to Combined Financial Statements
(Thousands of Dollars)**

The Company uses a two-step process for the measurement of uncertain tax positions that have been taken or are expected to be taken in a tax return. The first step is a determination of whether the tax position should be recognized in the Combined Financial Statements. The second step determines the measurement of the tax position. The Company records potential interest and penalties on uncertain tax positions as a component of income tax expense.

Foreign Currency Translation

Foreign currency assets and liabilities are translated into U.S. dollars at period-end exchange rates, and revenues, costs and expenses are translated at weighted average exchange rates during each reporting period. Net loss includes gains or losses resulting from foreign currency. Other gains and losses resulting from translation of financial statements are a component of other comprehensive earnings (loss).

Pension Plans, Postretirement and Postemployment Benefits

The Company has several plans covering certain groups of employees, which may provide benefits to such employees following their period of employment but prior to their retirement. The Company accrues the costs of these obligations in Other liabilities.

Risk Management Contracts

The Company uses foreign currency forward contracts to mitigate the impact of currency rate fluctuations on firmly committed and projected future foreign currency transactions. These over-the-counter contracts, which hedge television and film production costs and production financing as well as other cross-border currency requirements not denominated in the functional currency of the business unit, are primarily denominated in United States and Canadian dollars, Euros and British pound sterling. All contracts are entered into with a number of counterparties, all of which are major financial institutions. The Company believes that a default by a counterparty would not have a material adverse effect on the financial condition of the Company. The Company does not enter into derivative financial instruments for speculative purposes.

At the inception of the contracts, the Company designates its derivatives as cash flow hedges. The Company formally documents all relationships between hedging instruments and hedged items as well as its risk management objectives and strategies for undertaking various hedge transactions. All hedges designated as cash flow hedges are linked to forecasted transactions and the Company assesses, both at the inception of the hedge and on an on-going basis, the effectiveness of the derivatives used in hedging transactions in offsetting changes in the cash flows of the forecasted transaction.

The Company records all derivatives on the Combined Balance Sheets at fair value. Changes in the derivative fair values that are designated as cash flow hedges are deferred and recorded as a component of Accumulated Other Comprehensive Earnings (Loss) ("AOCE") until the hedged transactions occur and are then recognized in the Combined Statements of Operations. The Company's foreign currency contracts hedging anticipated cash flows are designated as cash flow hedges. When it is determined that a derivative is not highly effective as a hedge, the Company discontinues hedge accounting prospectively. Any gain or loss deferred through that date remains in AOCE until the forecasted transaction occurs, at which time it is reclassified to the Combined Statements of Operations. To the extent the transaction is no longer deemed probable of occurring, hedge accounting treatment is discontinued, and amounts deferred would be reclassified to the Combined

Entertainment One Film and Television Business
(A Business of Hasbro, Inc.)

Notes to Combined Financial Statements
(Thousands of Dollars)

Statements of Operations. In the event hedge accounting requirements are not met, gains and losses on such instruments are included in the Combined Statements of Operations. The Company uses derivatives to economically hedge net balance sheet exposures in foreign currencies. The Company does not use hedge accounting for these contracts as changes in the fair value of these contracts are substantially offset by the remeasurement of the foreign currency denominated balances.

(3) Revenue Recognition

Contract Assets

In the ordinary course of business, the Entertainment One Film & TV Business enters into contracts to license their intellectual property, providing licensees right-to-use or access such intellectual property for use in the production and for use within content for distribution over streaming platforms and for television and film. The Company also licenses owned television and film content for distribution to third parties in formats that include broadcast, theatrical and digital streaming. Through these arrangements, the Company may receive advanced royalty payments from licensees, either in advance of a licensee's subsequent sales to customers or prior to the completion of the Company's performance obligation. The Company defers revenues on all licenses until the respective performance obligations are satisfied. The Company records the aggregate deferred revenues as contract liabilities, with the current portion recorded within Accrued liabilities and the long-term portion recorded as Other liabilities in the Company's Combined Balance Sheets. Certain multi-year license arrangements have payment terms over the license period that may differ from the timing of revenue recognition resulting in the recording of contract assets. The Company records contract assets, primarily related to (1) minimum guarantees being recognized in advance of contractual invoicing, which are recognized ratably over the terms of the respective license periods, and (2) film and television distribution revenues recorded for content delivered, where payment will occur over the license term.

The Company's contract assets are classified within the following financial statement line items in the Combined Balance Sheets at December 25, 2022 and December 26, 2021 as follows:

(In thousands)	2022	2021
Prepaid expenses and other current assets	\$319,045	\$ 311,773
Other	109,607	49,710
Contract assets	<u>\$428,652</u>	<u>\$361,483</u>

Deferred Revenue

Deferred revenue relates primarily to customer cash advances or deposits received prior to when the Company satisfies the corresponding performance obligation. Revenues of \$10,957 thousand were recognized during the year ended December 25, 2022.

Unsatisfied Performance Obligations

Unsatisfied performance obligations relate primarily to in-production television content to be delivered in the future under existing agreements with partnering content providers such as broadcasters, distributors, television networks and subscription video on demand services. As of December 25, 2022, unrecognized revenue attributable to unsatisfied performance obligations expected to be recognized in the future was \$252,979 thousand. Of this amount, we expect to recognize approximately \$205,854 thousand in 2023, \$43,172 thousand in 2024, and \$3,953 thousand in 2025. These amounts include only fixed consideration.

Entertainment One Film and Television Business
(A Business of Hasbro, Inc.)

Notes to Combined Financial Statements
(Thousands of Dollars)

Accounts Receivable and Allowance for Credit Losses

The Company's balance for accounts receivable on the Combined Balance Sheets as of December 25, 2022 and December 26, 2021 are primarily from contracts with customers. The Company had no material expense for credit losses in the years ended December 25, 2022 or December 26, 2021.

Disaggregation of revenues

The Company disaggregates its revenues from contracts with customers by category: Home Video and Digital, Broadcast and Licensing and Production and Other. Information by major revenue stream and a reconciliation to reported amounts are as follows:

(In thousands)	<u>2022</u>	<u>2021</u>
Home Video, Digital and Theatrical	\$ 31,803	\$ 46,714
Broadcast and Licensing	242,526	266,965
Production and Other	553,482	607,364
Total revenues	<u>\$ 827,811</u>	<u>\$ 921,043</u>

See further discussion of the Company's revenue recognition policy in Note 2.

(4) Other Comprehensive Loss

Components of other comprehensive loss are presented within the Combined Statements of Comprehensive Loss. The following table presents the related tax effects on changes in other comprehensive loss for each of the two fiscal years ended December 25, 2022 and December 26, 2021.

(In thousands)	<u>2022</u>	<u>2021</u>
Other comprehensive earnings (loss), tax effect:		
Tax expense on cash flow hedging activities	\$(420)	\$(616)
Tax (expense) benefit on foreign currency translation amounts	—	—
Reclassifications to earnings, tax effect:		
Tax expense on net losses on cash flow hedging activities	404	203
Total tax effect on other comprehensive loss attributable to Entertainment One Film and Television Business Film and Television	<u>\$ (16)</u>	<u>\$(413)</u>

**Entertainment One Film and Television Business
(A Business of Hasbro, Inc.)**

**Notes to Combined Financial Statements
(Thousands of Dollars)**

Changes in the components of accumulated other comprehensive loss, net of tax for each of the two fiscal years ended December 25, 2022 and December 26, 2021 are as follows:

(In thousands)	Gains (Losses) on Derivative Instruments	Foreign Currency Translation Adjustments	Total Accumulated Other Comprehensive Earnings (Loss)
2022			
Balance at December 26, 2021	\$ 1,886	\$ 3,392	\$ 5,278
Current period other comprehensive earnings (loss)	1,535	(33,066)	(31,531)
Reclassifications from AOCE to earnings	(2,124)	—	(2,124)
Balance at December 25, 2022	\$ 1,297	\$ (29,674)	\$ (28,377)
2021			
Balance at December 27, 2020	\$ (611)	\$ (2,833)	\$ (3,444)
Current period other comprehensive earnings	3,564	6,225	9,789
Reclassifications from AOCE to earnings	(1,067)	—	(1,067)
Balance at December 26, 2021	\$ 1,886	\$ 3,392	\$ 5,278

Gains (Losses) on Derivative Instruments

At December 25, 2022, the Company had remaining net deferred gains on foreign currency forward contracts, net of tax, of \$1,297 thousand in AOCE. These instruments hedge payments related to television and movie production costs paid in 2022 or expected to be paid in 2023 or 2024. These amounts will be reclassified into the Combined Statements of Operations upon recognition of the related costs.

The Company expects net deferred gains included in AOCE at December 25, 2022 to be reclassified to the Combined Statements of Operations within the next 12 months. However, the amount ultimately realized in earnings is dependent on the fair value of the hedging instruments on the settlement dates.

See Note 15 for additional discussion on reclassifications from AOCE to earnings.

(5) Property, Plant and Equipment

(In thousands)	2022	2021
Computer software and hardware	\$ 27,802	\$ 16,969
Furniture and fixtures	2,466	9,434
Leasehold improvements	16,108	16,035
Less accumulated depreciation	(17,680)	(11,359)
Total property, plant and equipment, net	\$ 28,696	\$ 31,079

Entertainment One Film and Television Business
(A Business of Hasbro, Inc.)

Notes to Combined Financial Statements
(Thousands of Dollars)

Expenditures for maintenance and repairs which do not materially extend the life of the assets are charged to operations as incurred. In 2022 and 2021 the Company recorded \$7,028 thousand and \$6,808 thousand, respectively, of depreciation expense.

See Note 14 for additional discussion on right of use assets.

(6) Goodwill and Other Intangible Assets

Goodwill

The Company's goodwill was derived from Hasbro's acquisition in 2019 where the purchase price exceeded the fair value of the net assets acquired. After the allocation of fair values associated with the Acquisition was completed, the Company's goodwill was approximately \$231,000 thousand. The carrying amount of goodwill did not change during the reporting period. The Company performs an annual impairment assessment on goodwill. This annual impairment assessment is performed in the fourth quarter of the Company's fiscal year. In addition, if an event occurs or circumstances change that indicate that the carrying value may not be recoverable, the Company will perform an interim impairment test at that time.

During the fourth quarters of 2022 and 2021, the Company performed a qualitative goodwill assessment. Based on the qualitative assessments, the Company determined it was not more likely than not that the carrying value exceeded the fair value of the reporting unit and as a result, the Company concluded it was not necessary to perform a quantitative test for impairment of goodwill.

Accordingly, no goodwill impairment was recorded for each of the years ended December 25, 2022 and December 26, 2021.

Other Intangible Assets, Net

The following table represents a summary of the Company's other intangible assets, net at December 25, 2022 and December 26, 2021:

(In thousands)	<u>2022</u>	<u>2021</u>
Exclusive content agreements and libraries	\$ 89,481	\$ 95,510
Trade name	85,000	85,000
Accumulated amortization	(55,486)	(38,670)
Total other intangibles assets, net	<u>\$118,995</u>	<u>\$141,840</u>

The Company's other intangible assets are amortized straight line over their remaining useful lives, and accumulated amortization of these other intangibles is reflected in other intangible assets, net in the accompanying Combined Balance Sheets.

Intangible assets are reviewed for indications of impairment whenever events or changes in circumstances indicate the carrying value may not be recoverable.

The Company will continue to incur amortization expense related to its exclusive content agreements and libraries and trade name. The Company currently estimates amortization expense related to the above intangible

**Entertainment One Film and Television Business
(A Business of Hasbro, Inc.)**

**Notes to Combined Financial Statements
(Thousands of Dollars)**

assets to be \$19,311 thousand for each of the next four years ended 2023 through 2026, with the exclusive content agreements and libraries fully amortizing in the year ended December 2026. Expected amortization expense related to the trade name will be \$5,667 thousand in 2027.

(7) Investments in Productions and Investments in Acquired Content Rights

Investments in productions and investments in acquired content rights are predominantly monetized on a title-by-title basis and are recorded within other assets in the Company's Combined Balance Sheets, to the extent they are considered recoverable against future revenues. These amounts are being amortized to program cost amortization using a model that reflects the consumption of the asset as it is released through various channels including broadcast licenses, theatrical release and home entertainment. Amounts capitalized are reviewed periodically on an individual film basis and any portion of the unamortized amount that appears not to be recoverable from future net revenues is expensed as part of program cost amortization during the period the loss becomes evident.

Programming costs consist of the following at December 25, 2022 and December 26, 2021:

(In thousands)	2022	2021
<u>Investment in Films and Television Programs:</u>		
<u>Individual monetization</u>		
Released, net of amortization	\$489,756	\$446,392
Completed and not released	78,644	25,450
In production	21,915	50,755
Pre-production	103,687	73,788
Total program investments	<u>\$694,002</u>	<u>\$596,385</u>

The Company recorded \$492,474 thousand of program cost amortization related to released programming during 2022, consisting of the following:

(In thousands)	Investment in Production	Investment in Content	Total
Program cost amortization	\$ 431,996	\$ 60,478	\$492,474

Based on management's total revenue estimates at December 25, 2022, the Company's expected future amortization expenses for capitalized programming costs over the next three years are as follows:

(In thousands)	2023	2024	2025
<u>Estimated Future Amortization Expense:</u>			
<u>Individual monetization</u>			
Released	\$(109,119)	\$(67,227)	\$(58,166)
Completed and not released	(42,310)	N/A	N/A
Total	<u>\$(151,429)</u>	<u>\$(67,227)</u>	<u>\$(58,166)</u>

**Entertainment One Film and Television Business
(A Business of Hasbro, Inc.)**

**Notes to Combined Financial Statements
(Thousands of Dollars)**

In the normal course of its business, the Company also enters into contracts related to obtaining right of first refusal (“first look deals”) to purchase, distribute, or license certain entertainment projects or content. See Note 17 for more information on the Company’s expected future payments for first look deals.

(8) Accrued Liabilities

Components of accrued liabilities for the fiscal years ended on December 25, 2022 and December 26, 2021 are as follows:

(In thousands)	<u>2022</u>	<u>2021</u>
Accrued expenses IIP & IIC	\$ 78,923	\$ 72,827
Severance	21,131	2,688
Payroll	20,793	34,300
Current lease liability	8,155	9,306
Accrued taxes	20,089	—
Other	58,161	53,819
Total accrued liabilities	<u>\$207,252</u>	<u>\$172,940</u>

(9) Production Financing

Production Financing

The Company uses production financing to fund certain of its television and film productions which are arranged on an individual production basis by either special purpose production subsidiaries, each secured by the assets and future revenues of such production subsidiaries, which are non-recourse to the Company’s assets, or through a senior revolving credit facility obtained in November 2021, dedicated to production financing.

Interest is charged at bank prime rate plus a margin based on the risk of the respective production. The weighted average interest rate on all production financing as of December 25, 2022 was 3.3%.

The Company’s senior revolving film and television production credit facility (the “RPCF”) with MUFG Union Bank, N.A., as administrative agent and lender and certain other financial institutions, as lenders thereto (the “Revolving Production Financing Agreement”) provides the Company with commitments having a maximum aggregate principal amount of \$250 thousand. The Revolving Production Financing Agreement also provides the Company with the option to request a commitment increase up to an aggregate additional amount of \$150 thousand subject to agreement of the lenders. The Revolving Production Financing Agreement extends through November 22, 2024. The Company uses the RPCF to fund certain of the Company’s original film and TV production costs. Borrowings under the RPCF are non-recourse to the Company’s assets.

The Company has U.S. dollar production credit facilities and Canadian dollar and U.S. dollar production loans with various banks. For all periods presented, the carrying value approximated fair value. The carrying amounts of each component of Production Financing were as follows:

(In thousands)	<u>Production Loans</u>	<u>Credit Facilities</u>	<u>Total Production Financing</u>
As of December 25, 2022	\$ 53,198	\$ 141,583	\$ 194,781

Entertainment One Film and Television Business
(A Business of Hasbro, Inc.)

Notes to Combined Financial Statements
(Thousands of Dollars)

The following table represents the movements in production financing during 2022:

(In thousands)	Production Financing
Balance at December 26, 2021	\$ 170,053
Drawdown	257,884
Repayments	(230,974)
Foreign exchange differences	(2,182)
Balance at December 25, 2022	\$ 194,781

The Company expects to repay all of its outstanding production financing loans in 2023.

(10) Income Taxes

The components of earnings (loss) before income taxes, determined by tax jurisdiction, are as follows:

(In thousands)	2022	2021
United States	\$(25,855)	\$ 17,656
International	18,532	(27,928)
Total loss before income taxes	\$ (7,323)	\$ (10,272)

Income tax expense (benefit) attributable to loss before income taxes are:

(In thousands)	2022	2021
<u>Current</u>		
United States	\$ —	\$ —
State and local	526	802
International	9,634	(778)
	10,160	24
<u>Deferred</u>		
United States	—	—
State and local	—	—
International	2,578	1,445
	2,578	1,445
Total income taxes	\$12,738	\$1,469

Entertainment One Film and Television Business
(A Business of Hasbro, Inc.)

Notes to Combined Financial Statements
(Thousands of Dollars)

A reconciliation of the statutory United States federal income tax rate to the Company's effective income tax rate is as follows:

(In thousands)	2022	2021
Statutory income tax rate	\$ (1,538)	\$ (2,157)
State and local income taxes, net	(1,203)	650
Tax on international earnings	(1,269)	(297)
Change in valuation allowance	23,579	11,041
Deferred tax rate change	(848)	5,748
Loss on disposition of business	(1,514)	—
Uncertain tax positions	380	(6,393)
Partnership interest	(420)	(420)
Provision to return adjustments	(4,707)	(6,029)
Other permanent adjustments	278	(674)
	<u>\$12,738</u>	<u>\$ 1,469</u>

The components of deferred income tax expense (benefit) arise from various temporary differences and relate to items included in the Combined Statements of Operations as well as items recognized in other comprehensive earnings. The tax effects of temporary differences that give rise to significant portions of the deferred tax assets and liabilities at December 25, 2022 and December 26, 2021 are:

(In thousands)	2022	2021
Deferred Tax Assets		
Interest carryforward	\$ 10,050	7,920
Lease liability	16,663	8,902
Depreciation and amortization of long-lived assets	24,039	6,283
Other compensation	6,571	1,016
Loss and credit carryforwards	232,437	249,644
Other	8,504	12,032
Gross deferred tax asset	<u>298,264</u>	<u>285,797</u>
Deferred Tax Liabilities		
Right of use asset	16,277	8,834
Depreciation and amortization of long-lived assets	26,260	31,160
Other	5,038	7,475
Gross deferred tax liabilities	<u>47,575</u>	<u>47,469</u>
Valuation allowance	(267,106)	(253,797)
Net deferred income taxes	<u>\$ (16,417)</u>	<u>\$ (15,469)</u>

The most significant amount of the loss and credit carryforwards relate to tax attributes of the acquired eOne entities that historically operated at losses in certain jurisdictions. At December 25, 2022, the Company has loss and credit carry forwards of \$232,437 thousand, which is a decrease of \$17,208 thousand from \$249,644 thousand at December 26, 2021. Loss and credit carryforwards as of December 25, 2022 relate primarily to the

Entertainment One Film and Television Business
(A Business of Hasbro, Inc.)

Notes to Combined Financial Statements
(Thousands of Dollars)

U.S. and Canada. The Canadian loss carry forwards expire at various dates from 2031 to 2042. Some U.S. federal, state and international loss and credit carryforwards expire at various dates throughout 2023 while others have an indefinite carryforward period.

The recoverability of these future tax deductions and credits is evaluated by assessing the adequacy of future expected taxable income from all sources, including taxable income in prior carryback years, reversal of taxable temporary differences, forecasted operating earnings and available tax planning strategies. To the extent the Company does not consider it more likely than not that a deferred tax asset will be recovered, a valuation allowance is generally established. To the extent that a valuation allowance was established and it is subsequently determined that it is more likely than not that the deferred tax assets will be recovered, the change in the valuation allowance is recognized in the Combined Statements of Operations.

The Company has a valuation allowance for certain net deferred tax assets at December 25, 2022 of \$267,106 thousand, which is an increase of \$13,309 thousand from \$253,797 thousand at December 26, 2021. The valuation allowance pertains to certain U.S. state and international loss and credit carryforwards, some of which have no expiration and others that expire beginning in 2023, and other net deferred tax assets. The increase in the valuation allowance is primarily due to increases in certain net deferred tax assets with no corresponding tax benefit.

At December 25, 2022 and December 26, 2021, the Company's net deferred income taxes are recorded in the Combined Balance Sheets as follows:

(In thousands)	<u>2022</u>	<u>2021</u>
Other assets	\$ —	\$ —
Other liabilities	(16,417)	(15,469)
Net deferred income taxes	<u>\$ (16,417)</u>	<u>\$ (15,469)</u>

A reconciliation of unrecognized tax benefits, excluding potential interest and penalties, for the fiscal years ended December 25, 2022, and December 26, 2021 is as follows:

(In thousands)	<u>2022</u>	<u>2021</u>
Balance at beginning of year	\$23,850	\$31,535
Gross increase in prior period tax positions	—	—
Gross decrease in prior period tax positions	(2,137)	(2,137)
Gross increase in current period tax positions	—	—
Decrease related to settlements with tax authorities	(143)	(5,548)
Decreases from the expiration of statute of limitations	<u>\$21,570</u>	<u>\$23,850</u>

Some of the unrecognized tax benefits as of December 25, 2022, and December 26, 2021 were recorded within Other liabilities in the Company's Combined Balance Sheets, and some of the unrecognized tax benefits are netted within the Deferred tax assets, which may include a valuation allowance against the assets. If recognized, these tax benefits would have affected our income tax provision for fiscal years 2022, and 2021 by approximately \$5,000 thousand and \$5,000 thousand, respectively.

Entertainment One Film and Television Business
(A Business of Hasbro, Inc.)

Notes to Combined Financial Statements
(Thousands of Dollars)

(11) Fair Value of Financial Instruments

The Company measures certain financial instruments at fair value. The fair value hierarchy consists of three levels: Level 1 fair values are based on quoted market prices in active markets for identical assets or liabilities that the entity has the ability to access; Level 2 fair values are those based on quoted prices for similar assets or liabilities, quoted prices in markets that are not active, or other inputs that are observable or can be corroborated by observable data for substantially the full term of the assets or liabilities; and Level 3 fair values are based on inputs that are supported by little or no market activity and that are significant to the fair value of the assets or liabilities. There have been no transfers between levels within the fair value hierarchy.

Accounting standards permit entities to measure many financial instruments and certain other items at fair value and establish presentation and disclosure requirements designed to facilitate comparisons between entities that choose different measurement attributes for similar assets and liabilities.

At December 25, 2022 and December 26, 2021, the Company had the following assets and liabilities measured using Level 2 fair value indicators in its Combined Balance Sheets:

(In thousands)	<u>Fair Value</u>
<u>December 25, 2022</u>	
Assets:	
Derivatives	\$ 6,744
Total assets	\$ 6,744
Liabilities:	
Derivatives	\$ 2,266
Total liabilities	\$ 2,266
<u>December 26, 2021</u>	
Assets:	
Derivatives	\$ 4,294
Total assets	\$ 4,294
Liabilities:	
Derivatives	\$ 1,613
Total liabilities	\$ 1,613

The Company's derivatives consist of foreign currency forward contracts. The Company uses current forward rates of the respective foreign currencies to measure the fair value of these contracts.

(12) Stock Options and Other Stock Awards

Hasbro has share-based compensation plans under which it grants restricted stock units (RSUs) and performance share units (PSUs) to certain management level employees. In addition, employees and non-employee directors of the Company may be granted options to purchase shares of Hasbro's common stock at the fair market value at the time of grant.

For the periods presented, the Company has recorded share-based compensation expense directly attributable to employees in the Entertainment One Film and Television Business. Total allocated share-based

Entertainment One Film and Television Business
(A Business of Hasbro, Inc.)

Notes to Combined Financial Statements
(Thousands of Dollars)

compensation expense and the associated income tax benefits recognized by the Company within General and Administration in the Combined Statement of Operations are as follows:

(In thousands)	<u>2022</u>	<u>2021</u>
Share-based compensation expense	\$4,506	\$3,735
Income tax benefits	(128)	(106)
Total share-based compensation expense after income taxes	<u>\$4,378</u>	<u>\$3,629</u>

(13) Pension, Postretirement and Postemployment Benefits

Pension and Postretirement Benefits

Expenses related to the Company's defined contribution plans for 2022 and 2021 were approximately \$1,305 thousand and \$1,346 thousand, respectively.

Postemployment Benefits

Hasbro has several plans covering certain groups of employees, which may provide benefits to such employees following their period of active employment but prior to their retirement. These plans include certain severance plans which provide benefits to employees involuntarily terminated and certain plans which continue Hasbro's health and life insurance contributions for employees who have left Hasbro's employ under terms of its long-term disability plan. For the periods presented, the Company has recorded postemployment benefits expense directly attributable to employees in the Entertainment One Film and Television Business.

(14) Leases

The Company occupies offices under various operating lease arrangements. The Company has no finance leases. The leases have remaining terms of 1 to 7 years, some of which include options to extend lease terms or options to terminate current lease terms at certain times, subject to notice requirements set out in the lease agreement. Payments under certain of the lease agreements may be subject to adjustment based on a consumer price index or other inflationary indices. The lease liability for such lease agreements as of the adoption date, was based on fixed payments as of the adoption date. Any adjustments to these payments based on the related indices will be recorded to expense as incurred. Leases with an expected term of 12 months or less are not capitalized. Lease expense under such leases is recorded straight line over the life of the lease. The Company expenses non-lease components as incurred for real estate leases.

The rent expense under such arrangements and similar arrangements that do not qualify as leases under ASU 2016-02, net of sublease income amounted to \$13,679 thousand and \$15,303 thousand, respectively, for each of the years ended December 25, 2022 and December 26, 2021, and was not material to the Company's financial statements nor were expenses related to short term leases (expected term less than twelve months) or variable lease payments during those same periods.

All leases expire prior to 2030. Real estate taxes, insurance and maintenance expenses are generally obligations of the Company. Operating leases often contain renewal options. In those locations in which the Company continues to operate, management expects that, in the normal course of business, leases that expire will be renewed or replaced by leases on other properties.

**Entertainment One Film and Television Business
(A Business of Hasbro, Inc.)**

**Notes to Combined Financial Statements
(Thousands of Dollars)**

Information related to the Company's leases for the years ended December 25, 2022 and December 26, 2021 is as follows:

(In thousands)	2022	2021
Cash paid for amounts included in the measurement of lease liabilities:		
Operating cash flows from operating leases	\$ 10,100	\$ 10,479
Right-of-use assets obtained in exchange for lease:		
Operating leases net of lease modifications	38,233	48,531
Weighted Average Remaining Lease Term:		
Operating leases	5.4 years	6.1 years
Weighted Average Discount Rate:		
Operating leases	1.7%	1.7%

The following is a reconciliation of future undiscounted cash flows to the operating liabilities, and the related right of use assets, included in our Combined Balance Sheets as of December 25, 2022:

(In thousands)	Year Ended December 25, 2022
2023	\$ 8,991
2024	7,671
2025	7,739
2026	5,524
2027	5,203
2028 and thereafter	5,963
Total future lease payments	41,091
Less imputed interest	1,924
Present value of future operating lease payments	39,167
Less current portion of operating lease liabilities (1)	8,155
Non-current operating lease liability (2)	31,012
Operating lease right-of-use assets, net (3)	\$ 38,233

- (1) Included in Accrued liabilities on the Combined Balance Sheets
- (2) Included in Other liabilities on the Combined Balance Sheets
- (3) Included in Operating lease right-of-use assets on the Combined Balance Sheets

(15) Derivative Financial Instruments

The Company uses foreign currency forward and option contracts to mitigate the impact of currency rate fluctuations on firmly committed and projected future foreign currency transactions. These over-the-counter contracts, which hedge future currency requirements related to television and film production cost and production financing facilities (see Note 9 as well as other cross-border transactions not denominated in the functional currency of the business unit), are primarily denominated in United States and Canadian Dollars,

Entertainment One Film and Television Business
(A Business of Hasbro, Inc.)

Notes to Combined Financial Statements
(Thousands of Dollars)

Pound Sterling and Euros. All contracts are entered into with a number of counterparties, all of which are major financial institutions. The Company believes that a default by a single counterparty would not have a material adverse effect on the financial condition of the Company. The Company does not enter into derivative financial instruments for speculative purposes.

Cash Flow Hedges

All the Company's designated foreign currency forward contracts are considered to be cash flow hedges. These instruments hedge a portion of the Company's currency requirements associated with certain production financing loans and other cross-border transactions, primarily in years 2023 and to a lesser extent, 2024.

At December 25, 2022 and December 26, 2021, the notional amounts and fair values of the Company's foreign currency forward and option contracts designated as cash flow hedging instruments were as follows:

(In thousands)	<u>2022</u>		<u>2021</u>	
	<u>Notional Amount</u>	<u>Fair Value</u>	<u>Notional Amount</u>	<u>Fair Value</u>
Hedged Transaction				
Foreign currency denominated expense	78,298	1,706	166,225	2,222

The fair values of the Company's foreign currency forward contracts designated as cash flow hedges are recorded in the Combined Balance Sheets at December 25, 2022 and December 26, 2021 as follows:

(In thousands)	<u>2022</u>	<u>2021</u>
Prepaid expenses and other current assets		
Unrealized gains	\$2,051	\$2,739
Unrealized losses	—	—
Net unrealized gains	<u>\$2,051</u>	<u>\$2,739</u>
Accrued liabilities		
Unrealized gains	\$ —	\$ —
Unrealized losses	(292)	(517)
Net unrealized losses	<u>\$ (292)</u>	<u>\$ (517)</u>

Net gains on cash flow hedging activities have been reclassified from other comprehensive loss to net earnings for the years ended December 25, 2022 and December 26, 2021 as follows:

(In thousands)	<u>2022</u>	<u>2021</u>
Combined Statements of Operations Classification		
Other income, net	2,124	(1,067)
Net realized gains	<u>\$2,124</u>	<u>\$(1,067)</u>

Entertainment One Film and Television Business
(A Business of Hasbro, Inc.)

Notes to Combined Financial Statements
(Thousands of Dollars)

Undesignated Hedges

To manage transactional exposure to fair value movements on certain monetary assets and liabilities denominated in foreign currencies, the Company has implemented a balance sheet hedging program. The Company does not use hedge accounting for these contracts as changes in the fair values of these contracts are offset by changes in the fair value of the balance sheet items. As of December 25, 2022 and December 26, 2021, the total notional amounts of the Company's undesignated derivative instruments were \$296,474 thousand and \$505,414 thousand, respectively.

At December 25, 2022 and December 26, 2021, the fair values of the Company's undesignated derivative financial instruments are recorded in the Combined Balance Sheets as follows:

(In thousands)	<u>2022</u>	<u>2021</u>
<u>Prepaid expenses and other current assets</u>		
Unrealized gains	\$ 4,693	\$ 1,555
Unrealized losses	—	—
Net unrealized gains	<u><u>4,693</u></u>	<u><u>1,555</u></u>
<u>Accrued liabilities</u>		
Unrealized gains	—	—
Unrealized losses	(1,974)	(1,096)
Net unrealized losses	<u><u>(1,974)</u></u>	<u><u>(1,096)</u></u>
Total unrealized (losses) gains, net	<u><u>\$ 2,719</u></u>	<u><u>\$ 459</u></u>

The Company recorded net gains (losses) of \$2,766 thousand and \$(1,427) thousand on these instruments to other (income) expense, net for 2022 and 2021, respectively, relating to the change in fair value of such derivatives, substantially offsetting gains and losses from the change in fair value of the items to which the instruments relate.

For additional information related to the Company's derivative financial instruments see Notes 4 and 11.

(16) Restructuring Actions

During 2020, the Company took certain integration actions related to the acquisition of eOne by Hasbro in 2019.

During 2022, in support of Blueprint 2.0, the Parent announced an Operational Excellence program which the Company took certain restructuring actions, including global workforce reductions, resulting in severance and other employee charges of \$23,846 thousand recorded in General and Administration.

Entertainment One Film and Television Business
(A Business of Hasbro, Inc.)

Notes to Combined Financial Statements
(Thousands of Dollars)

The detail of activity related to the Company's programs as of December 25, 2022 is as follows:

	Integration Program	Operational Excellence Program
Remaining amounts to be paid as of December 27, 2020	\$ 11,121	\$ —
Payments made in 2021	(8,542)	—
Remaining amounts to be paid as of December 26, 2021	2,579	—
2022 restructuring charges	—	23,846
Payments made in 2022	(1,616)	(3,678)
Remaining amounts to be paid as of December 25, 2022	\$ 963	\$ 20,168

(17) Commitments and Contingencies

The Company enters into license agreements with strategic partners for the use of intellectual properties in its content. Certain of these agreements contain provisions for the payment of guaranteed or minimum royalty amounts. In addition, the Company enters into contractual commitments to obtain film and television content distribution rights and minimum guarantee commitments related to the purchase of film and television rights for content to be delivered in the future. Under terms of existing agreements as of December 25, 2022, the Company may, provided the other party meets their contractual commitment, be required to pay amounts as follows: 2023: \$24,609 thousand; 2024: \$1,545 thousand.

The Company enters into contracts with certain partners which among other things, provide the Company with the right of first refusal to purchase, distribute, or license certain entertainment projects or content. At December 25, 2022, the Company estimates that it may be obligated to pay \$16,792 thousand and \$3,638 thousand, in 2023 and 2024, respectively, related to such agreements.

The Company is party to certain legal proceedings, as well as certain asserted and unasserted claims. Amounts accrued, as well as the total amount of reasonably possible losses with respect to such matters, individually and in the aggregate, are not deemed to be material to the Combined Financial Statements.

See Note 14 for additional information on the Company's future lease payment commitments. See Note 9 for additional information on the Company's long-term debt and production financing repayments.

(18) Related Parties

The Company has not historically operated as a standalone business and the Combined Financial Statements are derived from the Consolidated Financial Statements and accounting records of Hasbro. The following disclosure summarizes activity between the Company and Hasbro. The Company historically settles intercompany transaction between entities and will net settle intercompany transactions to parent equity prior to close.

Entertainment One Film and Television Business
(A Business of Hasbro, Inc.)

Notes to Combined Financial Statements
(Thousands of Dollars)

Cost Allocations from Hasbro

Hasbro provides certain services including treasury, tax and legal functions to the Company. The Combined Financial Statements reflect an allocation of these costs. See Note 1 for a discussion of these costs and the methodology used to allocate them.

These allocations are reflected in the Combined Statement of Operations as follows:

(In thousands)	<u>2022</u>	<u>2021</u>
General and administration expenses	\$1,008	\$261

Management believes these cost allocations are a reasonable reflection of the utilization of services provided to, or the benefit derived by, the Company during the periods presented. The allocations may not, however, be indicative of the actual expenses that would have been incurred had the Company operated as a standalone public company. Actual costs that may have been incurred if the Company had been a standalone public company would depend on a number of factors, including the chosen organizational structure, whether the functions were outsourced or performed by Company's employees, and strategic decisions made in areas such as manufacturing, selling and marketing, research and development, information technology and infrastructure.

Net Parent Investment

"Net parent investment" represents Hasbro's interest in the net assets of the Company. The net parent investment balance represents the cumulative net investment by Hasbro in the Company through the periods presented, including any prior net earnings (loss) or comprehensive earnings (loss) attributed to the Company. Certain transactions between the Company and other related parties, including allocated expenses, are also included in and reflected as a change in the Company's net parent investment in the Combined Balance Sheets.

(In thousands)	<u>2022</u>	<u>2021</u>
Net Parent Investment		
Corporate allocations	1,008	261
Share-based compensation funded by Parent	4,506	3,735
Net increase in Net Parent Investment	<u><u>\$5,514</u></u>	<u><u>\$3,996</u></u>

Related Party Distribution Arrangements

In the ordinary course of business, the Company distributes Hasbro IP-related content through various physical and digital distribution arrangements. Expenses related to these related party distribution arrangements may not be indicative of the actual expenses the Company would have incurred as a separate, stand-alone company or of the costs the Company will incur in the future.

Expenses related to these arrangements were \$3,656 thousand and \$5,625 thousand in the Combined Statement of Operations for the years ended December 25, 2022 and December 26, 2021, respectively.

(19) Subsequent Events

The Company has performed an evaluation of subsequent events through January 17, 2024, which is the date the financial statements were available to be issued.

**Entertainment One Film and Television Business
(A Business of Hasbro, Inc.)**

**Notes to Combined Financial Statements
(Thousands of Dollars)**

During the second quarter of 2023, the Company determined that a triggering event occurred following a downward revision of the Company's financial forecast, driven by challenging industry conditions that included the strike by the Writers Guild of America. As a result, the Company performed a quantitative impairment test and determined that the goodwill related to the Film and TV business was impaired. During the second quarter of 2023, the Company recorded pre-tax non-cash impairment charges of \$296,167 thousand as the carrying value of the goodwill exceeded its expected fair value, as determined using a discounted cash flow model which is primarily based on management's future revenue and cost estimates. These impairment charges consisted of a \$231,000 thousand goodwill impairment charge associated with goodwill assigned to the Film and TV business, recorded within Impairment of Goodwill and a \$65,167 thousand intangible asset impairment charge related to the Company's definite-lived intangible eOne Trade Name. These charges are recorded in General and Administration costs, within the Combined Statements of Operations for the quarter and six months ended July 2, 2023.

On December 27, 2023, Hasbro completed the sale of all of the issued and outstanding equity interests of the eOne Film and Television business to Lionsgate. See Footnote 1 for additional information on the Transaction.

[Table of Contents](#)

Entertainment One Film and Television Business

(A Business of Hasbro, Inc.)

Condensed Combined Financial Statements

For the Nine Months Ended October 1, 2023 and September 25, 2022

(Unaudited)

F-151

Entertainment One Film and Television Business
(A Business of Hasbro, Inc.)

Condensed Combined Balance Sheets
October 1, 2023 and December 25, 2022
(Thousands of Dollars)

	October 1, 2023	December 25, 2022
ASSETS		
Current assets		
Cash and cash equivalents, including restricted cash of \$4,133 in 2023 and \$13,600 in 2022	\$ 71,022	\$ 91,077
Accounts receivable, less allowance for credit losses of \$1,398 in 2023 and \$2,266 in 2022	85,186	157,749
Inventories	2,730	2,974
Prepaid expenses and other current assets	410,374	423,456
Total current assets	569,312	675,256
Operating lease right-of-use assets	29,233	38,233
Property, plant and equipment, net	22,273	28,696
Investment in productions and investments in acquired content rights	731,855	694,002
Goodwill	—	231,000
Other intangibles, net	42,402	118,995
Other	113,029	115,091
Total assets	\$1,508,104	\$ 1,901,273
LIABILITIES, NONCONTROLLING INTERESTS AND PARENT EQUITY		
Current liabilities		
Production financing	\$ 150,096	\$ 194,781
Accounts payable	22,631	29,833
Deferred revenue	26,484	22,991
Accrued participation and residuals	229,823	267,037
Accrued liabilities	136,727	207,252
Total current liabilities	565,761	721,894
Long-term operating lease liabilities	25,643	31,012
Deferred revenue	1,098	714
Other liabilities	13,785	32,175
Total liabilities	606,287	785,795
Commitments and contingencies (Note 14)		
Redeemable noncontrolling interests	—	—
Parent equity		
Net parent investment	929,651	1,143,855
Accumulated other comprehensive loss	(27,834)	(28,377)
Total parent equity	901,817	1,115,478
Total liabilities, noncontrolling interests and parent equity	\$1,508,104	\$ 1,901,273

See accompanying notes to Condensed Combined Financial Statements.

Entertainment One Film and Television Business
(A Business of Hasbro, Inc.)
Condensed Combined Statements of Operations
For the Nine Months Ended October 1, 2023 and September 25, 2022
(Thousands of Dollars)

	<u>2023</u>	<u>2022</u>
Net revenues	\$ 419,325	\$ 518,174
Costs and expenses:		
Direct operating	320,545	394,479
Distribution and marketing	28,384	12,548
General and administration	87,555	98,221
Depreciation and amortization	18,476	19,584
Impairment of goodwill and trade name	296,167	—
Total costs and expenses	751,127	524,832
Operating loss	(331,802)	(6,658)
Interest expense	29,389	7,261
Interest income	(5,481)	(1,951)
Other expense, net	2,759	311
Loss before income taxes	\$(358,469)	\$ (12,279)
Income tax provision (benefit)	(38,349)	11,237
Net loss	(320,120)	(23,516)
Less: Net earnings attributable to noncontrolling interests	—	576
Net loss attributable to Entertainment One Film and Television Business	\$(320,120)	\$ (24,092)

See accompanying notes to Condensed Combined Financial Statements.

Entertainment One Film and Television Business
(A Business of Hasbro, Inc.)
Condensed Combined Statements of Comprehensive Loss
For the Nine Months Ended October 1, 2023 and September 25, 2022
(Thousands of Dollars)

	<u>2023</u>	<u>2022</u>
Net loss	\$ (320,120)	\$ (23,516)
Other comprehensive earnings (loss):		
Foreign currency translation adjustments, net of tax	1,894	(37,978)
Net gains on cash flow hedging activities, net of tax	408	8,083
Reclassifications to earnings, net of tax:		
Net losses on cash flow hedging activities	(1,759)	(1,186)
Other comprehensive earnings (loss), net of tax	543	(31,081)
Total comprehensive loss, net of tax	(319,577)	(54,597)
Total comprehensive earnings attributable to noncontrolling interests	—	576
Total comprehensive loss attributable to Entertainment One Film and Television Business	<u>\$ (319,577)</u>	<u>\$ (55,173)</u>

See accompanying notes to Condensed Combined Financial Statements.

Entertainment One Film and Television Business
(A Business of Hasbro, Inc.)
Condensed Combined Statements of Cash Flows
For the Nine Months Ended October 1, 2023 and September 25, 2022
(Thousands of Dollars)

	2023	2022
Cash flows from operating activities:		
Net loss	\$(320,120)	\$ (23,516)
Adjustments to reconcile net loss to net cash provided by (used in) operating activities:		
Depreciation of property, plant and equipment	6,815	5,293
Amortization of intangible assets	11,661	14,291
Program cost amortization	249,848	318,966
Share-based compensation funded by Parent	8,223	3,019
Non-cash lease expense	9,049	6,560
Deferred income taxes	(41,902)	(38)
Impairment of goodwill and trade name	296,167	—
Other non-cash items	(1,351)	6,897
Changes in assets and liabilities:		
Decrease in accounts receivable	47,262	4,799
Decrease (increase) in inventories	245	(290)
Decrease in prepaid expenses and other current assets	27,817	4,221
Program spend	(304,052)	(453,483)
Increase (decrease) in accounts payable	(7,503)	10,071
Increase (decrease) in accrued liabilities	(41,829)	39,422
Decrease in accrued participation and residuals	(37,829)	(11,922)
Increase in deferred revenue	3,845	14,438
Decrease in Other noncurrent liabilities	(7,357)	(1,279)
Decrease (increase) in Other noncurrent assets	27,347	(41,186)
Net cash used in operating activities	(73,664)	(103,737)
Investing activities:		
Additions to Property, plant and equipment	(478)	(4,972)
Net cash used in investing activities	(478)	(4,972)
Financing activities:		
Buyout of redeemable noncontrolling interest	—	(18,500)
Distributions to noncontrolling interests	—	(1,900)
Net proceeds from borrowings	117,944	204,032
Repayments of borrowings	(162,029)	(188,752)
Financing transactions with Parent, net	97,445	79,895
Net cash provided by financing activities	53,360	74,775
Effect of exchange rate changes on cash and cash equivalents	727	(980)
Change in cash and cash equivalents and restricted cash	(20,055)	(34,914)
Cash, cash equivalents and restricted cash at beginning of period	91,077	132,880
Cash, cash equivalents and restricted cash at end of period	\$ 71,022	\$ 97,966
Supplemental information		
Income taxes paid	\$ (8,948)	\$ (2,824)
Interest paid	\$ (9,626)	\$ (202)

See accompanying notes to Condensed Combined Financial Statements.

Entertainment One Film and Television Business
(A Business of Hasbro, Inc.)

Condensed Combined Statements of Parent Equity and Redeemable Non-Controlling Interest
For the Nine Months Ended October 1, 2023 and September 25, 2022
(Thousands of Dollars)

	<u>2023</u>	<u>2022</u>
Net Parent Investment		
Balance at the beginning of the period	\$ 1,143,855	\$ 1,028,975
Net loss attributable to Entertainment One Film and Television Business	(320,120)	(24,092)
Share-based compensation funded by Parent	8,223	3,019
Net contributions from Parent	97,693	86,737
Balance at the end of the period	\$ 929,651	\$ 1,094,639
Accumulated Other Comprehensive Earnings (Loss), net of tax		
Balance at the beginning of the period	\$ (28,377)	\$ 5,278
Other comprehensive earnings (loss)	543	(31,081)
Balance at the end of the period	(27,834)	(25,803)
Total Parent Equity	\$ 901,817	\$ 1,068,836
Redeemable Non-Controlling Interest		
Balance at the beginning of the period	\$ —	\$ 23,938
Distributions paid to noncontrolling owners and other foreign exchange	—	(1,500)
Buyout of redeemable noncontrolling interest	—	(23,014)
Net earnings attributable to noncontrolling interests	—	576
Balance at the end of the period	\$ —	\$ —

See accompanying notes to Condensed Combined Financial Statements.

Entertainment One Film and Television Business
(A Business of Hasbro, Inc.)
Notes to Condensed Combined Financial Statements
(Thousands of Dollars)

(1) Description of Business and Basis of Presentation

Description of Business

The accompanying Condensed Combined Financial Statements include the accounts of operations that comprise the Entertainment One (“eOne”) Film and Television operations of Hasbro, Inc. (“Hasbro” or the “Parent”) (the “Company”). The eOne Film and Television business produces scripted and unscripted television and motion pictures with global distribution and an extensive film and television library. To the extent that an asset, liability, revenue, or expense is directly associated with the Company, it is reflected in the accompanying Condensed Combined Financial Statements.

On August 3, 2023, Hasbro and certain of its wholly and majority owned subsidiaries entered into a definitive agreement (the “Purchase Agreement”) to sell the Company’s film and television business to Lionsgate (the “Purchaser” or “Lionsgate”) for approximately \$500,000 thousand (the “Transaction”). Upon consummation of the Transaction, the historical operations of the Company will be transferred to the Purchaser, and Hasbro and the Purchaser will enter into various commercial agreements designed to continue to serve their respective customers. The sale will include employees, a content library of nearly 6,500 titles, active productions for non-Hasbro owned IP and the eOne unscripted business, which will include rights for certain Hasbro-based shows.

The business does not include Hasbro’s Allspark operations, nor any active productions for Hasbro-owned IP such as Dungeons & Dragons. Consequently, these assets are not included in the accompanying Condensed Combined Financial Statements of the Company.

The accompanying Condensed Combined Financial Statements reflect the pushdown of acquisition accounting for the assets and liabilities which were directly attributable to the Company, and which existed as of the Lionsgate acquisition.

Basis Of Presentation

The Condensed Combined Financial Statements represent the operations of the Company and have been prepared on a “carve-out” basis. The Condensed Combined Financial Statements have been derived from Hasbro’s Consolidated Financial Statements and accounting records, and reflect the Condensed Combined Statements of Operations, Statements of Comprehensive Earnings, Balance Sheets, Cash Flows and Equity in accordance with accounting principles generally accepted in the United States (“GAAP”).

Hasbro provides certain corporate functions to the Company and costs associated with these provided services have been allocated to the Company. These allocations include treasury functions, tax services and employment legal functions. The costs of such services have been allocated to the Company based on an allocation metric which best represents the Company’s portion of corporate expenses incurred, primarily using the relative percentage of operating income. Management believes such allocations to be reasonable; however, they may not be indicative of the actual expenses that would have been incurred had the Company been operating as an independent company for the period presented. The cost allocations for these items are included in in “General and administration” in the Condensed Combined Statement of Operations. The total amounts of these cost allocations were approximately \$299 thousand and \$100 thousand for the nine months ended October 1, 2023 and September 25, 2022, respectively. See note 15.

Entertainment One Film and Television Business
(A Business of Hasbro, Inc.)
Notes to Condensed Combined Financial Statements
(Thousands of Dollars)

Hasbro maintains a number of share-based compensation programs at a corporate level. The Company's employees participate in those programs, and as such, the Company was charged a portion of the expenses associated with these programs. The Company was directly attributed share-based compensation expenses of \$8,223 thousand and \$3,019 thousand for the nine months ended October 1, 2023 and September 25, 2022, respectively. The charges are included in "General and administration" in the Condensed Combined Statements of Operations.

Substantially all employees attributable to the Company are covered by defined contribution plans held by the Company, rather than Hasbro. These related expenses are all directly attributable to the Company and resulting liabilities are in Accrued liabilities in the Condensed Combined Balance Sheet.

"Net Parent Investment" represents Hasbro's interest in the net assets of the Company. The net parent investment balance represents the cumulative net investment by Hasbro in the Company through the periods presented, including any prior net earnings (loss) or comprehensive earnings (loss) attributed to the Company. Certain transactions between the Company, including allocated expenses, are also included in and reflected as a change in the Company's net parent investment in the Condensed Combined Balance Sheets.

The Company frequently engages in various activities with Hasbro, resulting in accounts receivable and accounts payable positions. These balances do not settle in cash and have been eliminated through Net Parent Investment for the periods presented. Additionally, intercompany transactions within the Film and Television business have been eliminated for the periods presented.

The Condensed Combined Financial Statements may not be indicative of future performance and do not necessarily reflect the Condensed Combined Statements of Operations, Balance Sheets, and Statement of Cash Flows had the Company operated as an independent business from Hasbro during the periods presented.

Preparation of Condensed Combined Financial Statements

The preparation of the Condensed Combined Financial Statements in conformity with accounting principles generally accepted in the United States of America requires management to make estimates and assumptions that affect the amounts reported in the Condensed Combined Financial Statements and notes thereto. Actual results could differ from those estimates.

The nine-month periods ended October 1, 2023 and September 25, 2022 were 40-week and 39-week periods, respectively. The results of operations for the nine months ended October 1, 2023 are not necessarily indicative of results to be expected for the full year 2023, nor were those of the comparable 2022 period representative of those actually experienced for the full year 2022.

The Condensed Combined Financial Statements may not be indicative of future performance and do not necessarily reflect the Condensed Combined Statement of Operations, Balance Sheet, and Statement of Cash Flows would have been had the Company operated as an independent business from Hasbro during the periods presented. To the extent that an asset, liability, revenue, or expense is directly associated with the Company, it is reflected in the accompanying Condensed Combined Financial Statements.

Impairment of Reporting Unit

During the second quarter of 2023, the Company determined that a triggering event occurred following a downward revision of the Company's financial forecast, driven by challenging industry conditions that included

Entertainment One Film and Television Business
(A Business of Hasbro, Inc.)
Notes to Condensed Combined Financial Statements
(Thousands of Dollars)

the strike by the Writers Guild of America. As a result, the Company performed a quantitative impairment test and determined that the Company's reporting unit was impaired. During the second quarter of 2023, the Company recorded pre-tax non-cash impairment charges of \$296,167 thousand as the carrying value of the reporting unit exceeded its expected fair value, as determined using a discounted cash flow model which is primarily based on management's future revenue and cost estimates. These impairment charges consisted of a \$231,000 thousand goodwill impairment charge associated with goodwill and a \$65,167 thousand intangible asset impairment charge related to the Company's definite-lived intangible eOne Trade Name, recorded in Impairment of goodwill and trade name, within the Consolidated Statements of Operations for the nine months ended October 1, 2023.

(2) Revenue Recognition

Contract Assets

In the ordinary course of business, the Entertainment One Film & TV Business enters into contracts to license their intellectual property, providing licensees right-to-use or access such intellectual property for use in the production and for use within content for distribution over streaming platforms and for television and film. The Company also licenses owned television and film content for distribution to third parties in formats that include broadcast, theatrical and digital streaming. Through these arrangements, the Company may receive advanced royalty payments from licensees, either in advance of a licensee's subsequent sales to customers or prior to the completion of the Company's performance obligation. The Company defers revenues on all licenses until the respective performance obligations are satisfied. The Company records the aggregate deferred revenues as contract liabilities, with the current portion recorded within Accrued Liabilities and the long-term portion recorded as Other Liabilities in the Company's Condensed Combined Balance Sheets. The Company records contract assets, primarily related to (1) minimum guarantees being recognized in advance of contractual invoicing, which are recognized ratably over the terms of the respective license periods, and (2) film and television distribution revenues recorded for content delivered, where payment will occur over the license term.

The Company's contract assets are classified within the following financial statement line items in the Condensed Combined Balance Sheets at October 1, 2023 and December 25, 2022 as follows:

(In thousands)	<u>2023</u>	<u>2022</u>
Prepaid expenses and other current assets	\$301,599	\$ 319,045
Other	84,025	109,607
Contract assets	<u>\$385,624</u>	<u>\$ 428,652</u>

Deferred Revenue

Deferred revenue relates primarily to customer cash advances or deposits received prior to when the Company satisfies the corresponding performance obligation. Revenues of \$16,430 thousand were recognized during the nine months ended October 1, 2023, related to the balance of deferred revenue at December 25, 2022.

Unsatisfied Performance Obligations

Unsatisfied performance obligations relate primarily to in-production television content to be delivered in the future under existing agreements with partnering content providers such as broadcasters, distributors,

Entertainment One Film and Television Business
(A Business of Hasbro, Inc.)
Notes to Condensed Combined Financial Statements
(Thousands of Dollars)

television networks and subscription video on demand services. As of October 1, 2023, unrecognized revenue attributable to unsatisfied performance obligations expected to be recognized in the future was \$120,516 thousand. Of this amount, we expect to recognize approximately \$95,616 thousand in 2023, \$22,801 thousand in 2024, and \$1,959 thousand in 2025, and \$140 thousand in 2026. These amounts include only fixed consideration.

Accounts Receivable and Allowance for Credit Losses

The Company's balance for accounts receivable on the Condensed Combined Balance Sheets as of October 1, 2023 and December 25, 2022 are primarily from contracts with customers. The Company had no material expense for credit losses in the nine months ended October 1, 2023 or September 25, 2022.

Disaggregation of revenues

The Company disaggregates its revenues from contracts with customers by category: Home Video and Digital, Broadcast and Licensing and Production and Other. Information by major revenue stream and a reconciliation to reported amounts for the nine months ended October 1, 2023 and September 25, 2022 are as follows:

(In thousands)	<u>2023</u>	<u>2022</u>
Home Video, Digital and Theatrical	\$ 18,873	\$ 19,766
Broadcast and Licensing	138,208	129,528
Production and Other	262,244	368,880
Total revenues	<u>\$419,325</u>	<u>\$518,174</u>

(3) Other Comprehensive Loss

Components of other comprehensive loss are presented within the Condensed Combined Statements of Comprehensive Loss. The following table presents the related tax effects on changes in other comprehensive loss for each of the nine months ended October 1, 2023 and September 25, 2022.

(In thousands)	<u>2023</u>	<u>2022</u>
Other comprehensive earnings (loss), tax effect:		
Tax (expense) benefit on cash flow hedging activities	\$ (33)	\$(1,911)
Tax (expense) benefit on foreign currency translation amounts	—	—
Reclassifications to earnings, tax effect:		
Tax expense (benefit) on net (gains) losses on cash flow hedging activities	13	232
Total tax effect on other comprehensive loss attributable to Entertainment One Film and Television Business Film and Television	<u>\$ (20)</u>	<u>\$(1,679)</u>

Entertainment One Film and Television Business
(A Business of Hasbro, Inc.)
Notes to Condensed Combined Financial Statements
(Thousands of Dollars)

Changes in the components of accumulated other comprehensive loss, net of tax for each of the nine months ended October 1, 2023 and September 25, 2022 are as follows:

(In thousands)	Gains (Losses) on Derivative Instruments	Foreign Currency Translation Adjustments	Total Accumulated Other Comprehensive Earnings (Loss)
2023			
Balance at December 25, 2022	\$ 1,296	\$ (29,673)	\$ (28,377)
Current period other comprehensive earnings (loss)	408	1,894	2,302
Reclassifications from AOCE to earnings	(1,759)	—	(1,759)
Balance at October 1, 2023	<u>\$ (55)</u>	<u>\$ (27,779)</u>	<u>\$ (27,834)</u>
2022			
Balance at December 26, 2021	\$ 1,886	\$ 3,392	\$ 5,278
Current period other comprehensive earnings (loss)	8,083	(37,978)	(29,895)
Reclassifications from AOCE to earnings	(1,186)	—	(1,186)
Balance at September 25, 2022	<u>\$ 8,783</u>	<u>\$ (34,586)</u>	<u>\$ (25,803)</u>

Gains (Losses) on Derivative Instruments

At October 1, 2023, the Company had remaining net deferred losses on foreign currency forward contracts, net of tax, of \$55 thousand in AOCE. These instruments hedge payments related to television and movie production costs paid in 2023 or expected to be paid in 2024 or 2025. These amounts will be reclassified into the Condensed Combined Statements of Operations upon recognition of the related costs.

The company expects net deferred gains included in AOCE at October 1, 2023, to be reclassified to the Condensed Combined Statements of Operations within the next 12 months. However, the amount ultimately realized in earnings is dependent on the fair value of the hedging instruments on the settlement dates.

See note 12 for additional discussion on reclassifications from AOCE to earnings.

(4) Property, Plant and Equipment

(In thousands)	October 1, 2023	December 25, 2022
Computer software and hardware	\$ 27,980	\$ 27,802
Furniture and fixtures	2,612	2,466
Leasehold improvements	16,148	16,108
Less accumulated depreciation	(24,467)	(17,680)
Total property, plant and equipment, net	<u>\$ 22,273</u>	<u>\$ 28,696</u>

Entertainment One Film and Television Business
(A Business of Hasbro, Inc.)
Notes to Condensed Combined Financial Statements
(Thousands of Dollars)

Expenditures for maintenance and repairs which do not materially extend the life of the assets are charged to operations as incurred. In the nine months ended October 1, 2023 and September 25, 2022, the Company recorded \$6,815 thousand and \$5,293 thousand, respectively, of depreciation expense.

See note 11 for additional discussion on right of use assets.

(5) Goodwill and Other Intangible Assets

Goodwill

Changes in the carrying amount of goodwill, for the nine months ended October 1, 2023 are as follows:

(In thousands)	Goodwill
Balance as of December 25, 2022	\$ 231,000
Impairment during the period ⁽¹⁾	(231,000)
Balance as of October 1, 2023	\$ —

⁽¹⁾ See note 1 for discussion of goodwill impairment recorded during the second quarter of 2023.

Other Intangible Assets, Net

The following table represents a summary of the Company's other intangible assets, net at October 1, 2023 and December 25, 2022:

(In thousands)	2023	2022
Exclusive content agreements and libraries	\$ 89,726	\$ 89,481
Trade name ⁽¹⁾	—	85,000
Accumulated amortization	(47,324)	(55,486)
Total other intangibles assets, net	\$ 42,402	\$118,995

⁽¹⁾ See note 1 for discussion of eOne Trade name impairment recorded during the second quarter of 2023.

The Company's other intangible assets are amortized straight line over their remaining useful lives, and accumulated amortization of these other intangibles is reflected in other intangible assets, net in the accompanying Condensed Combined Balance Sheets.

Intangible assets are reviewed for indications of impairment whenever events or changes in circumstances indicate the carrying value may not be recoverable. See note 1 for discussion of eOne Trade name impairment recorded during the second quarter of 2023.

(6) Investments in Productions and Investments in Acquired Content Rights

Investments in productions and investments in acquired content rights are predominantly monetized on a title-by-title basis and are recorded within other assets in the Company's Condensed Combined Balance Sheets,

Entertainment One Film and Television Business
(A Business of Hasbro, Inc.)
Notes to Condensed Combined Financial Statements
(Thousands of Dollars)

to the extent they are considered recoverable against future revenues. These amounts are being amortized to program cost amortization using a model that reflects the consumption of the asset as it is released through various channels including broadcast licenses, theatrical release and home entertainment. Amounts capitalized are reviewed periodically on an individual film basis and any portion of the unamortized amount that appears not to be recoverable from future net revenues is expensed as part of program cost amortization during the period the loss becomes evident. The Company's unamortized investments in productions and investments in acquired content rights consisted of the following at October 1, 2023 and December 25, 2022:

(In thousands)	2023	2022
<u>Investment in Films and Television Programs:</u>		
<u>Individual monetization</u>		
Released, net of amortization	\$463,657	\$ 489,756
Completed and not released	68,741	78,644
In production	76,013	21,915
Pre-production	123,444	103,687
Total program investments	<u>\$731,855</u>	<u>\$ 694,002</u>

The Company recorded \$249,848 thousand of program cost amortization related to released programming in the nine months ended October 1, 2023, consisting of the following:

(In thousands)	Investment in Production	Investment in Content	Total
Program cost amortization	\$ 219,847	\$ 30,001	\$249,848

(7) Accrued Liabilities

Components of accrued liabilities for the nine months ended October 1, 2023 and December 25, 2022 are as follows:

(In thousands)	2023	2022
Accrued expenses IIP & IIC	\$ 48,012	\$ 78,923
Severance	12,215	21,131
Payroll	6,417	20,793
Current lease liability	7,035	8,155
Accrued taxes	25,755	20,089
Other	37,293	58,161
Total accrued liabilities	<u>\$136,727</u>	<u>\$ 207,252</u>

(8) Production Financing

Production Financing

The Company uses production financing to fund certain of its television and film productions which are arranged on an individual production basis by either special purpose production subsidiaries, each secured by the assets and future revenues of such production subsidiaries, which are non-recourse to the Company's assets, or through a senior revolving credit facility obtained in November 2021, dedicated to production financing.

Entertainment One Film and Television Business
(A Business of Hasbro, Inc.)
Notes to Condensed Combined Financial Statements
(Thousands of Dollars)

Interest is charged at bank prime rate plus a margin based on the risk of the respective production. The weighted average interest rate on all production financing as of October 1, 2023 was 7.5%.

The Company's senior revolving film and television production credit facility (the "RPCF") with MUFG Union Bank, N.A., as administrative agent and lender and certain other financial institutions, as lenders thereto (the "Revolving Production Financing Agreement") provides the Company with commitments having a maximum aggregate principal amount of \$250,000 thousand. The Revolving Production Financing Agreement also provides the Company with the option to request a commitment increase up to an aggregate additional amount of \$150,000 thousand subject to agreement of the lenders. The Revolving Production Financing Agreement extends through November 22, 2024. The Company uses the RPCF to fund certain of the Company's original film and TV production costs. Borrowings under the RPCF are non-recourse to the Company's assets.

The Company has U.S. dollar production credit facilities and Canadian dollar and U.S. dollar production loans with various banks. For all periods presented, the carrying value approximated fair value. The carrying amounts of each component of Production Financing were as follows:

(In thousands)	Production Loans	Credit Facilities	Total Production Financing
As of October 1, 2023	\$ 8,185	\$ 141,911	\$ 150,096

The following table represents movements in production financing during the first nine months of 2023:

(In thousands)	Production Financing
Balance at December 25, 2022	\$ 194,781
Drawdown	117,939
Repayments	(162,029)
Foreign exchange differences	(595)
Balance at October 1, 2023	\$ 150,096

(9) Income Taxes

In preparing the Film and TV carve-out financial statements, The Company has determined the tax provision for those operations on a separate return basis. The tax provision and the related tax disclosures set out below are not necessarily representative of the tax provision and the related tax disclosures that may arise in the future.

The Company files income tax returns in the United States and various state and international jurisdictions. In the normal course of business, the Company is regularly audited by U.S. federal, state and local, and international tax authorities in various tax jurisdictions.

Our effective tax rate ("ETR") from continuing operations was 10.7% for the nine months ended October 1, 2023 and (91.5%) for the nine months ended September 25, 2022. The following items caused the year-to-date ETR to be significantly different from the prior year ETR:

- During the nine months ended October 1, 2023, the Company recorded a net discrete tax benefit of \$14,046 thousand primarily associated with a tax benefit on the impairment of eOne trade name in the

Entertainment One Film and Television Business
(A Business of Hasbro, Inc.)
Notes to Condensed Combined Financial Statements
(Thousands of Dollars)

UK. During the nine months ended October 1, 2023, the Company also recorded a \$3,553 thousand tax expense related to non-recoverable withholding tax in Canada and the US.

- During the nine months ended September 25, 2022, the Company recorded a net discrete tax benefit of \$1,747 thousand primarily associated with certain provision to return adjustments in the UK. During the nine months ended September 25, 2022, the Company also recorded \$11,275 thousand of tax expense related to non-recoverable withholding tax in Canada and the US.

(10) Fair Value of Financial Instruments

The Company measures certain financial instruments at fair value. The fair value hierarchy consists of three levels: Level 1 fair values are based on quoted market prices in active markets for identical assets or liabilities that the entity has the ability to access; Level 2 fair values are those based on quoted prices for similar assets or liabilities, quoted prices in markets that are not active, or other inputs that are observable or can be corroborated by observable data for substantially the full term of the assets or liabilities; and Level 3 fair values are based on inputs that are supported by little or no market activity and that are significant to the fair value of the assets or liabilities. There have been no transfers between levels within the fair value hierarchy.

Accounting standards permit entities to measure many financial instruments and certain other items at fair value and establish presentation and disclosure requirements designed to facilitate comparisons between entities that choose different measurement attributes for similar assets and liabilities.

At October 1, 2023 and December 25, 2022, the Company had the following assets and liabilities measured using Level 2 fair value indicators in its Condensed Combined Balance Sheets:

(In thousands)	<u>Fair Value</u>
<u>October 1, 2023</u>	
Assets:	
Derivatives	\$ 1,890
Total assets	<u>\$ 1,890</u>
Liabilities:	
Derivatives	\$ 4,676
Total liabilities	<u>\$ 4,676</u>
<u>December 25, 2022</u>	
Assets:	
Derivatives	\$ 6,744
Total assets	<u>\$ 6,744</u>
Liabilities:	
Derivatives	\$ 2,266
Total liabilities	<u>\$ 2,266</u>

The Company's derivatives consist of foreign currency forward contracts. The Company uses current forward rates of the respective foreign currencies to measure the fair value of these contracts.

Entertainment One Film and Television Business
(A Business of Hasbro, Inc.)
Notes to Condensed Combined Financial Statements
(Thousands of Dollars)

(11) Leases

The Company occupies offices under various operating lease arrangements. The Company has no finance leases. The leases have remaining terms of 1 to 7 years, some of which include options to extend lease terms or options to terminate current lease terms at certain times, subject to notice requirements set out in the lease agreement. Payments under certain of the lease agreements may be subject to adjustment based on a consumer price index or other inflationary indices. The lease liability for such lease agreements as of the adoption date, was based on fixed payments as of the adoption date. Any adjustments to these payments based on the related indices will be recorded to expense as incurred. Leases with an expected term of 12 months or less are not capitalized. Lease expense under such leases is recorded straight line over the life of the lease. The Company expenses non-lease components as incurred for real estate leases.

The rent expense under such arrangements and similar arrangements that do not qualify as leases under ASU 2016-02, net of sublease income amounted to \$7,820 thousand and \$10,335 thousand, respectively, for each of the nine months period ended October 1, 2023 and September 25, 2022, and was not material to the Company's financial statements nor were expenses related to short term leases (expected term less than twelve months) or variable lease payments during those same periods.

All leases expire prior to 2030. Real estate taxes, insurance and maintenance expenses are generally obligations of the Company. Operating leases often contain renewal options. In those locations in which the Company continues to operate, management expects that, in the normal course of business, leases that expire will be renewed or replaced by leases on other properties.

Information related to the Company's leases for the nine months ended October 1, 2023 and September 25, 2022 is as follows:

(In thousands)	<u>2023</u>	<u>2022</u>
Cash paid for amounts included in the measurement of lease liabilities:		
Operating cash flows from operating leases	\$ 7,043	\$ 7,697
Right-of-use assets obtained in exchange for lease:		
Operating leases net of lease modifications	29,233	40,409
Weighted Average Remaining Lease Term:		
Operating leases	4.9 years	5.6 years
Weighted Average Discount Rate:		
Operating leases	1.8%	1.7%

Entertainment One Film and Television Business
(A Business of Hasbro, Inc.)
Notes to Condensed Combined Financial Statements
(Thousands of Dollars)

The following is a reconciliation of future undiscounted cash flows to the operating liabilities, and the related right of use assets, included in our Condensed Combined Balance Sheets as of October 1, 2023:

(In thousands)	October 1, 2023
2023 (excluding the nine-month period ended October 1, 2023)	\$ 2,007
2024	7,677
2025	7,745
2026	5,530
2027	5,208
2028 and thereafter	5,966
Total future lease payments	34,133
Less imputed interest	1,455
Present value of future operating lease payments	32,678
Less current portion of operating lease liabilities ⁽¹⁾	7,035
Non-current operating lease liability ⁽²⁾	25,643
Operating lease right-of-use assets, net ⁽³⁾	<u>\$ 29,233</u>

(1) Included in Accrued liabilities on the Condensed Combined Balance Sheets

(2) Included in Other liabilities on the Condensed Combined Balance Sheets

(3) Included in Operating lease right-of-use assets on the Condensed Combined Balance Sheets

(12) Derivative Financial Instruments

The Company uses foreign currency forward and option contracts to mitigate the impact of currency rate fluctuations on firmly committed and projected future foreign currency transactions. These over-the-counter contracts, which hedge future currency requirements related to television and film production cost and production financing facilities (see note 8) as well as other cross-border transactions not denominated in the functional currency of the business unit, are primarily denominated in United States and Canadian Dollars, Pound Sterling and Euros. All contracts are entered into with a number of counterparties, all of which are major financial institutions. The Company believes that a default by a single counterparty would not have a material adverse effect on the financial condition of the Company. The Company does not enter into derivative financial instruments for speculative purposes.

Cash Flow Hedges

All the Company's designated foreign currency forward contracts are considered to be cash flow hedges. These instruments hedge a portion of the Company's currency requirements associated with certain production financing loans and other cross-border transactions, primarily in years 2023 and to a lesser extent, 2024.

Entertainment One Film and Television Business
(A Business of Hasbro, Inc.)
Notes to Condensed Combined Financial Statements
(Thousands of Dollars)

At October 1, 2023 and December 25, 2022, the notional amounts and fair values of the Company's foreign currency forward and option contracts designated as cash flow hedging instruments were as follows:

(In thousands) <u>Hedged Item</u>	<u>2023</u>		<u>2022</u>	
	<u>Notional Amount</u>	<u>Fair Value</u>	<u>Notional Amount</u>	<u>Fair Value</u>
Foreign Currency denominated expense	28,669	(44)	78,298	1,706

The fair values of the Company's foreign currency forward contracts designated as cash flow hedges are recorded in the Condensed Combined Balance Sheets at October 1, 2023 and December 25, 2022, as follows:

(In thousands)	<u>2023</u>	<u>2022</u>
<u>Prepaid expenses and other current assets</u>		
Unrealized gains	\$ 55	\$2,051
Unrealized losses	—	—
Net unrealized gains	<u>\$ 55</u>	<u>\$2,051</u>
<u>Accrued liabilities</u>		
Unrealized gains	\$—	\$ —
Unrealized losses	(98)	(292)
Net unrealized losses	<u>\$ (98)</u>	<u>\$ (292)</u>

Net gains on cash flow hedging activities have been reclassified from other comprehensive earnings (loss) to net loss for the nine months ended October 1, 2023 and September 25, 2022 as follows:

(In thousands)	<u>2023</u>	<u>2022</u>
<u>Condensed Combined Statements of Operations Classification</u>		
Other expense, net	1,759	1,186
Net realized gains	<u>\$1,759</u>	<u>\$1,186</u>

Undesignated Hedges

To manage transactional exposure to fair value movements on certain monetary assets and liabilities denominated in foreign currencies, the Company has implemented a balance sheet hedging program. The Company does not use hedge accounting for these contracts as changes in the fair values of these contracts are offset by changes in the fair value of the balance sheet items. As of October 1, 2023 and December 25, 2022, the total notional amounts of the Company's undesignated derivative instruments were \$289,536 thousand and \$296,474 thousand, respectively.

Entertainment One Film and Television Business
(A Business of Hasbro, Inc.)
Notes to Condensed Combined Financial Statements
(Thousands of Dollars)

At October 1, 2023 and December 25, 2022, the fair value of the Company's undesignated derivative financial instruments are recorded in the Condensed Combined Balance Sheets as follows:

(In thousands)	<u>2023</u>	<u>2022</u>
<u>Prepaid expenses and other current assets</u>		
Unrealized gains	\$ 1,836	\$ 4,693
Unrealized losses	—	—
Net unrealized gains	<u>1,836</u>	<u>4,693</u>
<u>Accrued liabilities</u>		
Unrealized gains	—	—
Unrealized losses	(4,577)	(1,974)
Net unrealized losses	<u>(4,577)</u>	<u>(1,974)</u>
Total unrealized (losses) gains, net	<u>\$(2,741)</u>	<u>\$ 2,719</u>

The Company recorded net gains (losses) of \$905 thousand and \$(8,712) thousand on these instruments to other expense, net for the nine months ended October 1, 2023 and September 25, 2022, respectively, relating to the change in fair value of such derivatives, substantially offsetting gains and losses from the change in fair value of the items to which the instruments relate.

For additional information related to the Company's derivative financial instruments see notes 3 and 10.

(13) Restructuring Actions

During 2020, the Company took certain integration actions related to the acquisition of eOne by Hasbro in 2019. Substantially all of the remaining cash payments related to these programs are expected to be made by the end of 2024.

During 2022, in support of Blueprint 2.0, the Parent announced an Operational Excellence program in which the Company took certain restructuring actions, including global workforce reductions, resulting in severance and other employee charges.

The detail of activity related to the Company's programs as of October 1, 2023 is as follows:

(In thousands)	Integration Program	Operational Excellence Program
Remaining amounts to be paid as of December 25, 2022	\$ 963	\$ 20,168
Payments made in the nine months ended October 1, 2023	—	(8,916)
Remaining amounts to be paid as of October 1, 2023	<u>963</u>	<u>11,252</u>

Entertainment One Film and Television Business
(A Business of Hasbro, Inc.)
Notes to Condensed Combined Financial Statements
(Thousands of Dollars)

(14) Commitments and Contingencies

The Company is party to certain legal proceedings, as well as certain asserted and unasserted claims. Amounts accrued, as well as the total amount of reasonably possible losses with respect to such matters, individually and in the aggregate, are not deemed to be material to the Condensed Combined Financial Statements.

See note 11 for additional information on the Company's future lease payment commitments. See note 8 for additional information on the Company's long-term debt and production financing repayments.

(15) Related Parties

The Company has not historically operated as a standalone business and the Condensed Combined Financial Statements are derived from the Consolidated Financial Statements and accounting records of Hasbro. The following disclosure summarizes activity between the Company and Hasbro. The Company historically settles intercompany transaction between entities and will net settle intercompany transactions to equity prior to close.

Cost Allocations from Hasbro

Hasbro provides certain services including treasury, tax and legal functions to the Company. The Consolidated Financial Statements reflect an allocation of these costs. See note 1 for a discussion of these costs and the methodology used to allocate them.

These allocations are reflected in the Condensed Combined Statement of Operations for nine-month period ended October 1, 2023 and September 25, 2022, as follows:

(In thousands)	<u>2023</u>	<u>2022</u>
General and administration expenses	\$299	\$100

Management believes these cost allocations are a reasonable reflection of the utilization of services provided to, or the benefit derived by, the Company during the periods presented. The allocations may not, however, be indicative of the actual expenses that would have been incurred had the Company operated as a standalone public company. Actual costs that may have been incurred if the Company had been a standalone public company would depend on a number of factors, including the chosen organizational structure, whether the functions were outsourced or performed by Company's employees, and strategic decisions made in areas such as manufacturing, selling and marketing, research and development, information technology and infrastructure.

Entertainment One Film and Television Business
(A Business of Hasbro, Inc.)
Notes to Condensed Combined Financial Statements
(Thousands of Dollars)

Net Parent Investment

“Net Parent Investment” represents Hasbro’s interest in the net assets of the Company. The net parent investment balance represents the cumulative net investment by Hasbro in the Company through the periods presented, including any prior net earnings (loss) or comprehensive earnings (loss) attributed to the Company. Certain transactions between the Company and other related parties, including allocated expenses, are also included in and reflected as a change in the Company’s net parent investment in the Condensed Combined Balance Sheets.

(In thousands)	October 1, 2023	December 25, 2022
Net Parent Investment		
Corporate allocations	299	1,008
Share-based compensation funded by Parent	8,223	4,506
Net increase in Net Parent Investment	<u>\$ 8,522</u>	<u>\$ 5,514</u>

Related Party Distribution Arrangements

In the ordinary course of business, the Company distributes Hasbro IP-related content through various physical and digital distribution arrangements. Expenses related to these related party distribution arrangements may not be indicative of the actual expenses the Company would have incurred as a separate, stand-alone company or of the costs the Company will incur in the future.

Expenses related to these arrangements were \$3,008 thousand and \$2,345 thousand in the Condensed Combined Statement of Operations for the nine months period ended October 1, 2023 and September 25, 2022, respectively.

(16) Subsequent Events

The Company has performed an evaluation of subsequent events for disclosure through December 21, 2023, which is the date the financial statements were available to be issued.

PART II
INFORMATION NOT REQUIRED IN PROSPECTUS

Item 13. Other Expenses of Issuance and Distribution.

The following table sets forth the estimated expenses to be borne by the registrant in connection with the issuance and distribution of the Pubco Common Shares being registered hereby.

<u>Expense</u>	<u>Estimated Amount</u>
Securities and Exchange Commission registration fee	\$ 41,754
Accounting fees and expenses	*
Legal fees and expenses	*
Financial printing and miscellaneous expenses	*
Total	<u>\$ *</u>

- * These fees are calculated based on the securities offered and the number of issuances and accordingly cannot be defined at this time.

Pubco will generally bear all costs, fees and expenses incurred in effecting the registration of the Pubco Common Shares covered by this Registration Statement, including all registration and filing fees, Nasdaq listing fees and fees and expenses of Pubco counsel and independent registered public accountants. All amounts are estimates except the SEC registration fee.

Item 14. Indemnification of Directors and Officers.

The Pubco Closing Articles provide that Pubco will indemnify its current and former directors and officers against all judgments, penalties or fines awarded or imposed in, or an amount paid in settlement of a legal proceeding or investigative action, whether current, threatened, pending or contemplated, in which such person, by reason of being or having been a director or officer of Pubco is or may be joined as a party or is or may be liable for or in respect of a judgment, penalty or fine in, or expenses related to, the proceeding. British Columbia law provides that a company must not indemnify a director if any of the following circumstances apply:

- if the indemnity or payment is made under an earlier agreement to indemnify or pay expenses and, at the time that the agreement to indemnify or pay expenses was made, the company was prohibited from giving the indemnity or paying the expenses by its memorandum or articles;
- if the indemnity or payment is made otherwise than under an earlier agreement to indemnify or pay expenses and, at the time that the indemnity or payment is made, the company is prohibited from giving the indemnity or paying the expenses by its memorandum or articles;
- if, in relation to the subject matter of the eligible proceeding, the director did not act honestly and in good faith with a view to the best interests of the company or the associated corporation, as the case may be, with such associated corporation being an affiliate of the company or a partnership, trust, joint venture or other unincorporated entity in which the director served in the capacity as a director or a position equivalent to that thereof, at the request of the company; or
- in the case of an eligible proceeding other than a civil proceeding, if the director did not have reasonable grounds for believing that the director's conduct in respect of which the proceeding was brought was lawful.

The Pubco Closing Articles also permit Pubco to purchase insurance for the benefit of any current or former officer, director, employee or other agent of Pubco or an affiliate of Pubco or, at Pubco's request, of another entity, for any liability arising out of that person's actions in such capacity, regardless of whether British

Table of Contents

Columbia law would permit indemnification. Pubco intends to enter into indemnification agreements with each of its current and future directors and officers. These agreements will require Pubco to indemnify these individuals to the fullest extent permitted under British Columbia law against liability that may arise by reason of their service to Pubco, and to advance expenses incurred as a result of any proceeding against them as to which they could be indemnified and have provided a written undertaking required under British Columbia law.

Item 15. Recent Sales of Unregistered Securities.

The Offering Shares being registered hereby were issued to the SEAC Sponsor and certain of its former directors and permitted transferees, as applicable, on May 13, 2024 pursuant to and in accordance with an exemption from registration under the Securities Act, under Section 4(a)(2) promulgated under the Securities Act.

On May 13, 2024, in accordance with the terms and conditions of the Business Combination Agreement, at the StudioCo Amalgamation Effective Time, LG Sirius Holdings ULC, a subsidiary of Lions Gate Parent, received 253,435,794 Pubco Common Shares pursuant to and in accordance with an exemption from registration under Section 4(a)(2) of the Securities Act and the regulations promulgated thereunder.

In connection with the Business Combination, on December 22, 2023, April 11, 2024, May 9, 2024 and on May 13, 2024, SEAC, New SEAC and Lions Gate Parent entered into subscription agreements with the PIPE Investors pursuant to which the PIPE Investors agreed to subscribe for and purchase from Pubco, immediately following the Amalgamations, an aggregate of approximately 29,790,249 PIPE Shares, at a purchase price of \$9.63 per share (in the case of the Subscription Agreements entered into on December 22, 2023) and \$10.165 per share (in the case of the Subscription Agreements entered into on April 11, 2024, May 9, 2024 and May 13, 2024). Additionally, the Subscription Agreements provided certain PIPE Investors with certain reduction rights, pursuant to which the PIPE Investors could offset their total commitments under their respective Subscription Agreements to the extent such PIPE Investors purchased SEAC Class A Ordinary Shares in the open market or otherwise owned such shares as of the date of the Subscription Agreement. PIPE Investors who exercise such reduction rights with respect to PIPE Shares had the right to acquire, subject to certain conditions in the Subscription Agreement, 0.1111 newly issued SEAC Class A Ordinary Shares, at a purchase price of \$0.0001 per whole share, which shares were issued by SEAC prior to the SEAC Merger. PIPE Investors have exercised reduction rights with respect to 1,953,976 PIPE Shares reducing the aggregate number of PIPE Shares to be subscribed for at the Closing to 27,836,273.

The PIPE Shares and Pubco Additional Shares received in exchange for Newly Issued Reduction Right Shares (if any, pursuant to the subscription agreements) were issued pursuant to and in accordance with an exemption from registration under the Securities Act, under Section 4(a)(2) promulgated under the Securities Act and the Pubco Additional Shares and certain of the PIPE Shares were subsequently registered under the Registration Statement on Form S-1 of LG Studios (File No. 333-278849), last filed on May 14, 2024 and declared effective by the SEC on May 15, 2024.

On April 24, 2024 and May 9, 2024, SEAC and New SEAC entered into the Non-Redemption Agreements with the Non-Redemption Investors. Pursuant to the Non-Redemption Agreements, if the Non-Redemption Investors meet certain conditions described herein, then, for every Purchase Commitment Share, such investors were entitled to purchase from SEAC 0.0526 newly issued SEAC Class A Ordinary Shares, at a purchase price of \$0.0001 per whole share, which shares were issued by SEAC prior to the SEAC Merger. A total of 254,200 Pubco Additional Shares were issued in exchange for Newly Issued Non-Redemption Agreement Shares one business day prior to the consummation of the Business Combination pursuant to and in accordance with an exemption from registration under the Securities Act, under Section 4(a)(2) promulgated under the Securities Act.

The Pubco Sponsor Options entitle the SEAC Sponsor to purchase one Pubco Common Share at \$0.0001 per share, pursuant to the terms of the Sponsor Option Agreement, dated as of May 13, 2024, by and between the SEAC Sponsor and New SEAC. The Pubco Sponsor Options will become exercisable, subject to the terms,

Table of Contents

conditions and exceptions set forth in the Sponsor Option Agreement, (i) on or after the date on which the Trading Price of the Pubco Common Shares (as adjusted for share splits, share dividends, reorganizations, recapitalizations and the like) equals or exceeds \$16.05 per share or (ii) if a change of control occurs, subject to certain conditions. The foregoing summary is qualified in its entirety by reference to the text of the Sponsor Option Agreement, a form of which is included as Exhibit 10.4 to this registration statement.

Item 16. Exhibits and Financial Statement Schedules.

The following exhibits are filed as part of this registration statement:

<u>Exhibit Number</u>	<u>Description</u>
2.1†	<u>Business Combination Agreement, dated as of December 22, 2023, by and among Screaming Eagle Acquisition Corp., SEAC II Corp., SEAC MergerCo, 1455941 B.C. Unlimited Liability Company, Lions Gate Entertainment Corp., LG Sirius Holdings ULC and LG Orion Holdings ULC. (incorporated by reference to Annex A-1 of New SEAC's Form S-4/A (File No. 333-276414), last filed with the SEC on April 12, 2024).</u>
2.2	<u>Amendment No. 1 to the Business Combination Agreement, dated as of April 11, 2024, by and among Screaming Eagle Acquisition Corp., SEAC II Corp., SEAC MergerCo, 1455941 B.C. Unlimited Liability Company, Lions Gate Entertainment Corp., LG Sirius Holdings ULC and LG Orion Holdings ULC (incorporated by reference to Annex A-2 of New SEAC's Form S-4/A (File No. 333-276414), last filed with the SEC on April 12, 2024).</u>
2.3	<u>Amendment No. 2 to the Business Combination Agreement, dated as of May 9, 2024, by and among Screaming Eagle Acquisition Corp., SEAC II Corp., SEAC MergerCo, 1455941 B.C. Unlimited Liability Company, Lions Gate Entertainment Corp., LG Sirius Holdings ULC and LG Orion Holdings ULC (incorporated by reference to Exhibit 2.3 of Lionsgate Studios Corp.'s Form S-1/A (File No. 333-278849), last filed with the SEC on May 14, 2024).</u>
3.1	<u>Form of Pubco Closing Articles (incorporated by reference to Annex C of New SEAC's Form S-4/A (File No. 333-276414), last filed with the SEC on April 12, 2024).</u>
4.1	<u>Warrant Agreement by and between SEAC and Continental Stock Transfer & Trust Company, dated as of January 5, 2022 (incorporated by reference to Exhibit 4.1 to SEAC's Current Report on Form 8-K, filed with the Securities and Exchange Commission on January 10, 2022).</u>
4.3	<u>Form of SEAC Warrant Agreement Amendment (incorporated by reference to Annex F of New SEAC's Form S-4/A (File No. 333-276414), last filed with the SEC on April 12, 2024).</u>
4.4	<u>Form of Warrantholder Support Agreement (incorporated by reference to Annex E of New SEAC's Form S-4/A (File No. 333-276414), last filed with the SEC on April 12, 2024).</u>
5.1	<u>Opinion of Dentons Canada LLP regarding legality of securities being registered.</u>
10.1	<u>Form of Subscription Agreements (incorporated by reference to Annex D of New SEAC's Form S-4/A (File No. 333-276414), last filed with the SEC on April 12, 2024).</u>
10.2	<u>Sponsor Support Agreement, dated as of December 22, 2023, by and among Eagle Equity Partners V, LLC, Screaming Eagle Acquisition Corp., LG Orion Holdings ULC and Lionsgate Entertainment Corp. (incorporated by reference to Annex G of New SEAC's Form S-4/A (File No. 333-276414), last filed with the SEC on April 12, 2024).</u>
10.3	<u>Form of Lock-Up Agreement (incorporated by reference to Annex J of New SEAC's Form S-4/A (File No. 333-276414), last filed with the SEC on April 12, 2024).</u>
10.4	<u>Form of Sponsor Option Agreement (incorporated by reference to Annex H of New SEAC's Form S-4/A (File No. 333-276414), last filed with the SEC on April 12, 2024).</u>
10.5	<u>Form of Amended and Restated Registration Rights Agreement (incorporated by reference to Annex I of New SEAC's Form S-4/A (File No. 333-276414), last filed with the SEC on April 12, 2024).</u>

Table of Contents

<u>Exhibit Number</u>	<u>Description</u>
10.6	<u>Form of Tax Matters Agreement (incorporated by reference to Exhibit 10.6 of New SEAC's Form S-4/A (File No. 333-276414), last filed with the SEC on April 12, 2024).</u>
10.7	<u>Voting and Standstill Agreement, dated as of November 10, 2015, by and among Lions Gate Entertainment Corp., Liberty Global plc, Discovery Communications, Inc., Liberty Global Incorporated Limited, Discovery Lightning Investments Ltd., Dr. John C. Malone and affiliates of MHR Fund Management, LLC (incorporated by reference to Exhibit 10.2 of Lions Gate Entertainment Corp.'s Current Report on Form 8-K, filed with the SEC on November 10, 2015).</u>
10.8	<u>Amendment to Voting and Standstill Agreement, dated as of June 30, 2016, by and among Lions Gate Entertainment Corp., Liberty Global plc, Discovery Lightning Investments Ltd., Dr. John C. Malone, MHR Fund Management, LLC, Liberty Global Incorporated Limited, Discovery Communications, Inc. and affiliates of MHR Fund Management, LLC (incorporated by reference to Exhibit 10.7 of Lions Gate Entertainment Corp.'s Current Report on Form 8-K, filed with the SEC on July 1, 2016).</u>
10.9	<u>Amendment to Voting and Standstill Agreement, dated as of May 13, 2024, by and among Lions Gate Entertainment Corp., Lionsgate Studios Corp., Liberty Global plc, Discovery Lightning Investments Ltd., Dr. John C. Malone, MHR Fund Management, LLC, Liberty Global Incorporated Limited, Discovery Communications, Inc. and affiliates of MHR Fund Management, LLC (incorporated by reference to Exhibit 10.9 of Lionsgate Studios Corp.'s Form S-1/A (File No. 333-278849), last filed with the SEC on May 14, 2024).</u>
10.10	<u>Investor Rights Agreement, dated as of May 13, 2024, by and among Lionsgate Studios Corp., Liberty Global plc, Discovery Communications, Inc., Liberty Global Incorporated Limited, Discovery Lightning Investments Ltd., Dr. John C. Malone and affiliates of MHR Fund Management, LLC (incorporated by reference to Exhibit 10.10 of Lionsgate Studios Corp.'s Form S-1/A (File No. 333-278849), last filed with the SEC on May 14, 2024).</u>
10.11	<u>Separation Agreement, dated as of May 8, 2024, by and among Lions Gate Entertainment Corp., LG Sirius Holdings ULC and LG Orion Holdings ULC (incorporated by reference to Exhibit 10.11 of Lionsgate Studios Corp.'s Form S-1/A (File No. 333-278849), last filed with the SEC on May 14, 2024).</u>
10.12	<u>Shared Services Agreement, dated as of May 9, 2024, by and between Lions Gate Entertainment Corp. and LG Orion Holdings ULC (incorporated by reference to Exhibit 10.12 of Lionsgate Studios Corp.'s Form S-1/A (File No. 333-278849), last filed with the SEC on May 14, 2024).</u>
10.13	<u>Intercompany Note and Assumption Agreement among Lions Gate Television Inc. and Lions Gate Capital Holdings LLC, dated as of May 8, 2024 (incorporated by reference to Exhibit 10.13 of Lionsgate Studios Corp.'s Form S-1/A (File No. 333-278849), last filed with the SEC on May 14, 2024).</u>
10.14	<u>Revolving Credit Agreement among LGAC International LLC and Lions Gate Capital Holdings 1, Inc., dated as of May 13, 2024 (incorporated by reference to Exhibit 10.14 of Lionsgate Studios Corp.'s Form S-1/A (File No. 333-278849), last filed with the SEC on May 14, 2024).</u>
10.15	<u>Credit and Guarantee Agreement, dated as of December 8, 2016, among Lions Gate, as borrower, the guarantors party thereto, the lenders referred to therein, and JPMorgan Chase Bank, N.A., as Administrative Agent (incorporated by reference to Exhibit 10.1 of Lions Gate Entertainment Corp.'s Current Report on Form 8-K filed with the SEC on December 8, 2016).</u>

Table of Contents

<u>Exhibit Number</u>	<u>Description</u>
10.16	<u>Amendment No. 1, dated as of December 11, 2017, to the Credit and Guarantee Agreement dated as of December 8, 2016, among Lions Gate Entertainment Corp., as borrower, each guarantor party thereto, each lender party thereto, JPMorgan Chase Bank, N.A., as administrative agent, and the other parties thereto (incorporated by reference to Exhibit 10.1 of Lions Gate Entertainment Corp.'s Current Report on Form 8-K filed with the SEC on December 11, 2017).</u>
10.17	<u>Amendment No. 2, dated as of March 22, 2018, to the Credit and Guarantee Agreement dated as of December 8, 2016, among Lions Gate Entertainment Corp., as borrower, each guarantor party thereto, each lender party thereto, JPMorgan Chase Bank, N.A., as administrative agent, and the other parties thereto (as previously amended by that certain Amendment No. 1 dated as of December 11, 2017) (incorporated by reference to Exhibit 10.1 of Lions Gate Entertainment Corp.'s Current Report on Form 8-K filed with the SEC on March 22, 2018).</u>
10.18	<u>Amendment No. 3 dated as of March 11, 2019, to the Credit and Guarantee Agreement dated as of December 8, 2016, as amended and restated as of March 22, 2018 (as further amended, supplemented, amended and restated or otherwise modified from time to time) among Lions Gate Entertainment Corp., Lions Gate Capital Holdings LLC, as borrower, each guarantor party thereto, each lender party thereto, JPMorgan Chase Bank, N.A., as administrative agent, and the other parties thereto (incorporated by reference to Exhibit 10.34 of Lions Gate Entertainment Corp.'s Annual Report on Form 10-K filed with the SEC on May 23, 2019).</u>
10.19	<u>Amendment No. 4, dated as of April 6, 2021, to the Credit and Guarantee Agreement dated as of December 8, 2016, among Lions Gate Entertainment Corp., as borrower, each guarantor party thereto, each lender party thereto, JPMorgan Chase Bank, N.A., as administrative agent, and the other parties thereto (incorporated by reference to Exhibit 10.1 of Lions Gate Entertainment Corp.'s Current Report on Form 8-K filed with the SEC on April 6, 2021).</u>
10.20	<u>Amendment No. 5, dated as of June 14, 2023, to the Credit and Guarantee Agreement dated as of December 8, 2016, among Lions Gate Entertainment Corp., as borrower, each guarantor party thereto, each lender party thereto, JPMorgan Chase Bank, N.A., as administrative agent, and the other parties thereto (incorporated by reference to Exhibit 10.12.5 of Lions Gate Entertainment Corp.'s Annual Report on Form 10-K/A filed with the SEC on July 20, 2023).</u>
10.21	<u>Form of Share Purchase and Non-Redemption Agreement (incorporated by reference to Exhibit 10.1 of New SEAC's Current Report on Form 8-K filed with the SEC on April 24, 2024).</u>
10.22	<u>Lions Gate Entertainment Corp. 2019 Performance Incentive Plan (incorporated by reference to Exhibit 10.1 of Lions Gate Entertainment Corp.'s Current Report on Form 8-K filed with the SEC on September 15, 2021).</u>
10.23	<u>Form of Restricted Share Unit Award Agreement (incorporated by reference to Exhibit 10.39 of Lions Gate Entertainment Corp.'s Annual Report on Quarterly Report on Form 10-Q filed with the SEC on November 7, 2019).</u>
10.24	<u>Form of Nonqualified Stock Option Agreement (incorporated by reference to Exhibit 10.40 of Lions Gate Entertainment Corp.'s Quarterly Report on Form 10-Q filed with the SEC on November 7, 2019).</u>
10.25	<u>Form of Share Appreciation Rights Award Agreement (incorporated by reference to Exhibit 10.41 of Lions Gate Entertainment Corp.'s Quarterly Report on Form 10-Q filed with the SEC on November 7, 2019).</u>
10.26	<u>Deferred Compensation Plan (incorporated by reference to Exhibit 10.41 of Lions Gate Entertainment Corp.'s Quarterly Report on Form 10-Q filed with the SEC on February 4, 2021).</u>

Table of Contents

<u>Exhibit Number</u>	<u>Description</u>
10.27	<u>Employment Agreement between Lions Gate Entertainment Corp. and James W. Barge dated November 1, 2019 (incorporated by reference to Exhibit 10.38 of Lions Gate Entertainment Corp.'s Quarterly Report on Form 10-Q filed with the SEC on November 7, 2019).</u>
10.28	<u>Amendment to Employment Agreement between Lions Gate Entertainment Corp. and James W. Barge dated June 22, 2020 (incorporated by reference to Exhibit 10.35 of Lions Gate Entertainment Corp.'s Quarterly Report on Form 10-Q filed with the SEC on August 6, 2020).</u>
10.29	<u>Employment Agreement among Jon Feltheimer and Lions Gate Entertainment Corp. dated as of August 21, 2020 (incorporated by reference to Exhibit 10.1 of Lions Gate Entertainment Corp.'s Current Report on Form 8-K filed with the SEC on August 26, 2020).</u>
10.30	<u>First Amendment to Employment Agreement, dated August 12, 2022, between the Company and Jon Feltheimer (incorporated by reference to Exhibit 10.1 of Lions Gate Entertainment Corp.'s Current Report on Form 8-K filed with the SEC on August 15, 2022).</u>
10.31	<u>Employment Agreement among Michael Burns and Lions Gate Entertainment Corp. dated as of December 18, 2020 (incorporated by reference to Exhibit 10.1 of Lions Gate Entertainment Corp.'s Current Report on Form 8-K filed with the SEC on December 21, 2020).</u>
10.32	<u>Employment Agreement between Lions Gate Entertainment Corp. and Brian Goldsmith dated as of October 1, 2022 (incorporated by reference to Exhibit 10.19 of Lions Gate Entertainment Corp.'s Annual Report on Form 10-K filed with the SEC on May 25, 2023).</u>
10.33	<u>Employment Agreement between Lions Gate Entertainment Corp. and Bruce Tobey dated as of March 27, 2023 (incorporated by reference to Exhibit 10.20 of Lions Gate Entertainment Corp.'s Annual Report on Form 10-K filed with the SEC on May 25, 2023).</u>
10.34	<u>Lions Gate Entertainment Corp. 2023 Performance Incentive Plan (incorporated by reference to Exhibit 10.1 of Lions Gate Entertainment Corp.'s Current Report on Form 8-K filed with the SEC on November 29, 2023).</u>
10.35	<u>Form of Restricted Share Award Agreement (incorporated by reference to Exhibit 10.22.1 of Lions Gate Entertainment Corp.'s Quarterly Report on Form 10-Q filed with the SEC on February 8, 2024).</u>
10.36	<u>Form Nonqualified Stock Option Agreement (incorporated by reference to Exhibit 10.22.2 of Lions Gate Entertainment Corp.'s Quarterly Report on Form 10-Q filed with the SEC on February 8, 2024).</u>
10.37	<u>Form Share Appreciation Rights Agreement (incorporated by reference to Exhibit 10.22.3 of Lions Gate Entertainment Corp.'s Quarterly Report on Form 10-Q filed with the SEC on February 8, 2024).</u>
10.38	<u>Employment Agreement between Lions Gate Entertainment Inc. and James W. Barge dated March 21, 2024 (incorporated by reference to Exhibit 10.38 of Lionsgate Studios Corp.'s Form S-1/A (File No. 333-278849), last filed with the SEC on May 14, 2024).</u>
21.1	<u>List of subsidiaries of Pubco.</u>
23.1	<u>Consent of Ernst and Young LLP.</u>
23.2	<u>Consent of KPMG LLP.</u>
23.3	<u>Consent of Dentons Canada LLP (included as part of Exhibit 5.1 hereto).</u>
24.1	<u>Power of Attorney (included on the signature page of this registration statement).</u>
107	<u>Filing Fee Table (incorporated by reference to Exhibit 107 of the Registrant's Registration Statement on Form S-1 filed with the SEC on June 12, 2024).</u>
101.INS	Inline XBRL Instance Document

Table of Contents

<u>Exhibit Number</u>	<u>Description</u>
101.SCH	Inline XBRL Taxonomy Extension Schema Document
101.CAL	Inline XBRL Taxonomy Extension Calculation Linkbase Document
101.DEF	Inline XBRL Taxonomy Extension Definition Linkbase Document
101.LAB	Inline XBRL Taxonomy Extension Label Linkbase Document
101.PRE	Inline XBRL Taxonomy Extension Presentation Linkbase Document
104	Cover Page Interactive Data File (formatted as Inline XBRL and contained in Exhibit 101)

* Previously filed.

† Schedules to this exhibit have been omitted pursuant to Item 601(a)(5) of Registration S-K. The Registrant hereby agrees to furnish a copy of any omitted schedules to the Commission upon request.

‡ Portions of this exhibit have been redacted in compliance with Item 601(b)(10)(iv) of Regulation S-K. The omitted information is not material and is the type of information that the registrant customarily and actually treats as private and confidential.

Item 17. Undertakings.

The undersigned registrant, hereby undertakes:

- (1) To file, during any period in which offers or sales are being made, a post-effective amendment to this registration statement:
 - (i) To include any prospectus required by Section 10(a)(3) of the Securities Act of 1933, as amended;
 - (ii) To reflect in the prospectus any facts or events arising after the effective date of the registration statement (or the most recent post-effective amendment thereof) which, individually or in the aggregate, represent a fundamental change in the information set forth in the registration statement. Notwithstanding the foregoing, any increase or decrease in volume of securities offered (if the total dollar value of securities offered would not exceed that which was registered) and any deviation from the low or high end of the estimated maximum offering range may be reflected in the form of prospectus filed with the SEC pursuant to Rule 424(b) if, in the aggregate, the changes in volume and price represent no more than a 20% change in the maximum aggregate offering price set forth in the "Calculation of Registration Fee" table in the effective registration statement; and
 - (iii) To include any material information with respect to the plan of distribution not previously disclosed in the registration statement or any material change to such information in the registration statement.
- (2) That, for the purpose of determining any liability under the Securities Act, each such post-effective amendment shall be deemed to be a new registration statement relating to the securities offered therein, and the offering of such securities at that time shall be deemed to be the initial *bona fide* offering thereof.
- (3) To remove from registration by means of a post-effective amendment any of the securities being registered which remain unsold at the termination of the offering.
- (4) That, for the purpose of determining liability under the Securities Act to any purchaser, each prospectus filed pursuant to Rule 424(b) as part of a registration statement relating to an offering, other than registration statements relying on Rule 430B or other than prospectuses filed in reliance on Rule 430A, shall be deemed to be part of and included in the registration statement as of the date it is first used after effectiveness. *Provided, however, that* no statement made in a registration statement or prospectus that is part of the registration statement or made in a document incorporated or deemed incorporated by reference into the registration statement or prospectus that is part of the registration statement will, as to a purchaser with a time of contract of sale prior to such first use, supersede or modify any statement that was made in

Table of Contents

the registration statement or prospectus that was part of the registration statement or made in any such document immediately prior to such date of first use.

(5) That, for the purpose of determining liability of the registrant under the Securities Act to any purchaser in the initial distribution of the securities, the undersigned registrant undertakes that in a primary offering of securities of the undersigned registrant pursuant to this registration statement, regardless of the underwriting method used to sell the securities to the purchaser, if the securities are offered or sold to such purchaser by means of any of the following communications, the undersigned registrant will be a seller to the purchaser and will be considered to offer or sell such securities to such purchaser:

- (i) Any preliminary prospectus or prospectus of the undersigned registrant relating to the offering required to be filed pursuant to Rule 424;
- (ii) Any free writing prospectus relating to the offering prepared by or on behalf of the undersigned registrant or used or referred to by the undersigned registrant;
- (iii) The portion of any other free writing prospectus relating to the offering containing material information about the undersigned registrant or its securities provided by or on behalf of the undersigned registrant; and
- (iv) Any other communication that is an offer in the offering made by the undersigned registrant to the purchaser.

Insofar as indemnification for liabilities arising under the Securities may be permitted to directors, officers and controlling persons of the registrant pursuant to the foregoing provisions, or otherwise, the registrant has been advised that in the opinion of the SEC such indemnification is against public policy as expressed in the Securities Act and is, therefore, unenforceable. In the event that a claim for indemnification against such liabilities (other than the payment by the registrant of expenses incurred or paid by a director, officer or controlling person of the registrant in the successful defense of any action, suit or proceeding) is asserted by such director, officer or controlling person in connection with the securities being registered, the registrant will, unless in the opinion of its counsel the matter has been settled by controlling precedent, submit to a court of appropriate jurisdiction the question whether such indemnification by it is against public policy as expressed in the Securities Act and will be governed by the final adjudication of such issue.

SIGNATURES

Pursuant to the requirements of the Securities Act of 1933, as amended, the registrant has duly caused this registration statement to be signed on its behalf by the undersigned, thereunto duly authorized, in the City of Los Angeles, State of California on October 15, 2024.

Lionsgate Studios Corp.

By: /s/ James W. Barge
Name: James W. Barge
Title: Chief Financial Officer

Each person whose signature appears below constitutes and appoints Jon Feltheimer, Michael Burns, James W. Barge, Bruce Tobey and Adrian Kuzycz, severally and not jointly, as his or her attorneys-in-fact and agents, each acting alone, with the power of substitution and resubstitution, for him or her and in his or her name, place or stead, in any and all capacities, to sign any amendment to this registration statement, and to file such amendments or supplements, together with exhibits and other documents in connection therewith, with the Securities and Exchange Commission, granting to such attorneys-in-fact and agents, full power and authority to do and perform each and every act and thing requisite and necessary to be done in and about the premises, as fully as he or she might or could do in person, and ratifying and confirming all that the attorneys-in-fact and agents, or their substitute or substitutes, may do or cause to be done by virtue hereof. Each of the undersigned has executed this Power of Attorney as of the date indicated.

Pursuant to the requirements of the Securities Act of 1933, this registration statement has been signed by the following persons in the capacities and on the dates indicated.

<u>Name</u>	<u>Title</u>	<u>Date</u>
<u>/s/ James W. Barge</u> James W. Barge	Chief Financial Officer (<i>Principal Financial Officer and Principal Accounting Officer and Authorized Representative in the United States</i>)	October 15, 2024
<u>/s/ Michael Burns</u> Michael Burns	Vice Chairman, Director	October 15, 2024
<u>*</u> Mignon Clyburn	Director	October 15, 2024
<u>*</u> Gordon Crawford	Director	October 15, 2024
<u>/s/ Jon Feltheimer</u> Jon Feltheimer	Chief Executive Officer (<i>Principal Executive Officer</i>) and Director	October 15, 2024
<u>*</u> Emily Fine	Director	October 15, 2024
<u>*</u> Michael T. Fries	Director	October 15, 2024

[Table of Contents](#)

<u>Name</u>	<u>Title</u>	<u>Date</u>
* _____ John D. Harkey, Jr.	Director	October 15, 2024
* _____ Susan McCaw	Director	October 15, 2024
* _____ Yvette Ostolaza	Director	October 15, 2024
* _____ Mark H. Rachesky, M.D.	Director	October 15, 2024
* _____ Daryl Simm	Director	October 15, 2024
* _____ Hardwick Simmons	Director	October 15, 2024
* _____ Harry E. Sloan	Director	October 15, 2024

*By: /s/ James W. Barge
James W. Barge
Attorney-In-Fact



October 15, 2024

Lionsgate Studios Corp.
2700 Colorado Avenue
Santa Monica, California 90404

Dear Sirs/Mesdames:

Re: Lionsgate Studios Corp. – Registration Statement on Form S-1

We have acted as Canadian counsel to Lionsgate Studios Corp. (“**Studios**”), a British Columbia company, Lions Gate Entertainment Corp. (“**Lionsgate**”), a British Columbia company, and LG Sirius Holdings ULC (“**Studio Holdco**”), a British Columbia unlimited liability company and a wholly-owned subsidiary of Lionsgate, in connection with (i) the initial filing of a Registration Statement on Form S-1 by Studios with the Securities and Exchange Commission (“**SEC**”) under the Securities Act of 1933 (the “**Securities Act**”) on June 12, 2024 (as subsequently amended by Amendment No. 1 filed with the SEC on June 26, 2024 and Amendment No. 2 filed with the SEC on June 27, 2024) declared effective on July 1, 2024, (ii) a Post-Effective Amendment No. 1 to the Registration Statement filed by Studios with the SEC under the Securities Act ((i), (ii) together, the “**Registration Statement**”).

Screaming Eagle Acquisition Corp. (“**SEAC**”), a Cayman Islands exempted company, SEAC II Corp. (“**New SEAC**”), a predecessor company to Studios, Studio Holdco, and LG Orion Holdings ULC (“**LG Orion**”), SEAC MergerCo, a Cayman Islands exempted company, and 1455941 B.C. Unlimited Liability Company, a British Columbia unlimited liability company (“**New BC Sub**”), entered into a business combination agreement dated December 22, 2023, as amended on April 11, 2024, and May 9, 2024 (as amended, the “**Business Combination Agreement**”) relating to a series of Transactions.

Capitalized terms used herein without express definition have the meanings ascribed to them in the Business Combination Agreement. This opinion letter is being furnished in accordance with the requirements of Item 601(b)(5) of Regulation S-K promulgated under the Securities Act.

The Registration Statement relates to Transactions that include the issuance by Studios of certain common shares of Studios (the “**Studios Common Shares**”), including:

- (i) the Studios Common Shares issued pursuant to the StudioCo Amalgamation (the “**Amalgamation Shares**”); and
- (ii) the Studios Common Shares issuable pursuant to a Sponsor Option Agreement (the “**Sponsor Option Agreement**”) entered into by SEAC, New SEAC, and Eagle Equity Partners V, LLC, a Delaware limited liability company, prior to the Closing (the “**Sponsor Option Shares**”).

Puyat Jacinto & Santos u Link Legal u Zaanouni Law Firm & Associates u LuatViet u For more information on the firms that have come together to form Dentons, go to [dentons.com/legacyfirms](https://www.dentons.com/legacyfirms)

The Transactions contemplated by the BCA included, among other things:

- (i) the completion of the SEAC Pre-Arrangement Steps prior to the Arrangement Effective Time;
- (ii) the completion, on May 13, 2024, of an arrangement (the “**Arrangement**”) under Division 5 of Part 9 of the *Business Corporations Act* (British Columbia) on the terms and subject to the conditions set forth in the plan of arrangement in respect of the Arrangement (the “**Plan of Arrangement**”) including three amalgamations:
 - a. a SEAC successor entity, SEAC Merger Surviving Company ULC, and New BC Sub amalgamated to form one corporate entity (“**MergerCo Amalco**”);
 - b. New SEAC and MergerCo Amalco amalgamated to form one corporate entity (“**SEAC Amalco**”); and
 - c. LG Orion and SEAC Amalco amalgamated to continue as one company, Studios;
- (iii) at the time of the StudioCo Amalgamation pursuant to the Plan of Arrangement:
 - a. each then issued and outstanding SEAC Amalco Class A Common Share was cancelled and in consideration therefore the holder of each SEAC Amalco Class A Common Share received, for each such cancelled SEAC Amalco Class A Common Share, one fully paid and non-assessable Studios Common Share;
 - b. each then issued and outstanding common share of LG Orion (“**LG Orion Common Share**”) was cancelled and in consideration therefore the holder of each LG Orion Common Share received, for each such cancelled LG Orion Common Share, a number of Studios Common Shares equal to the StudioCo Issuance Amount; and
 - c. the property, rights, and interests of SEAC Amalco became the property, rights, and interests of Studios, and Studios became liable for all of the liabilities and obligations of SEAC Amalco.

A. Documents Reviewed and Reliance

As Canadian counsel to Studios, we have examined original executed or electronically delivered copies, which have been certified or otherwise identified to our satisfaction, of:

1. the Registration Statement;
2. the Business Combination Agreement, including the Plan of Arrangement;
3. the Sponsor Option Agreement;
4. the certificate of amalgamation of Studios dated May 13, 2024; and
5. resolutions of the directors of Studios (the “**Studios Resolutions**”):
 - (a) confirming the Amalgamation Shares issued pursuant to the Arrangement were issued as fully paid and non-assessable Studios Common Shares, and
 - (b) approving the issuance of the Sponsor Option Shares as fully paid and non-assessable Studios Common Shares when issued in accordance with the Sponsor Option Agreement.

We have made such investigations and examined originals or copies, certified or otherwise identified to our satisfaction, of such certificates of public officials and of such other certificates, documents and records as we considered necessary or relevant for purposes of the opinions expressed below, including:

1. a certificate of good standing of Studios dated October 11, 2024, issued pursuant to the *Business Corporations Act* (British Columbia) (the “**Studios CGS**”);
2. a certificate signed by an officer of Studios dated as of the date hereof addressed to our firm, containing, among other things, certain additional corporate information of a factual nature and attaching (i) the certificate of amalgamation, the articles, and the notice of articles of Studios, and (ii) the Studios Resolutions (the “**Studios Certificate**”).

B. Laws Addressed

We are qualified to practice law in the Province of British Columbia and our opinion herein is restricted to the laws of the Province of British Columbia and the federal laws of Canada applicable therein.

C. Assumptions

For the purposes of the opinions expressed herein, we have assumed, without independent investigation, the following:

1. with respect to all documents examined by us, the genuineness of all signatures, the authenticity, completeness and accuracy of all documents submitted to us as originals, the conformity to originals of all documents submitted to us as certified, conformed, telecopied, PDF or photocopied copies of originals and the legal capacity of individuals signing any documents;
2. the SEAC Pre-Arrangement Steps occurred prior to the Arrangement Effective Time;
3. the completeness, accuracy and currency of the indices and filing systems maintained at the public offices where we have searched or made relevant inquiries and of other documents and certificates supplied by public officials;
4. all necessary consents, authorizations, approvals, permits or certificates (governmental or otherwise) which are required as a condition to the execution and delivery of each of the Transaction Documents by the parties thereto and to the consummation by such parties of the transactions contemplated thereby have been obtained;
5. the minute books and corporate records of Studios made available to us are the original minute books and records of Studios and contain all of the articles and constating documents of Studios and any amendments thereto and all of the respective minutes, or copies thereof, of all proceedings of the shareholders and directors;
6. the Studios Certificate is accurate and continues to be accurate on the date hereof;

7. that each of the Transaction Documents constitutes a legal, valid and binding obligation of the parties thereto, other than Studios, enforceable against each of the parties thereto in accordance with its terms; and
8. that if any obligation under any document is required to be performed in a jurisdiction outside of the Province of British Columbia, the performance of that obligation will not be illegal under the laws of that jurisdiction.

D. Reliance

For the purposes of expressing the opinions set forth herein, in connection with certain factual matters pertaining to this opinion, we have relied exclusively and without independent investigation upon the Studios Certificate.

In giving the opinion expressed in paragraph 1 below as it pertains to Studios being an existing company under the laws of the Province of British Columbia, we have relied solely on the Studios CGS, which we assume continues to be accurate on the date hereof.

E. Opinions

Based upon and relying on the foregoing and the qualifications hereinafter expressed, we are of the opinion that:

1. Studios is an existing company under the *Business Corporations Act* (British Columbia) and is in good standing with respect to the filing of annual reports under the *Business Corporations Act* (British Columbia).
2. The common shares of Studios comprising the Amalgamation Shares issued pursuant to and in accordance with the Arrangement were validly issued as fully paid and non-assessable common shares in the capital of Studios.
3. The common shares of Studios comprising the Sponsor Option Shares have been authorized for issuance and when issued in accordance with the Sponsor Option Agreement will be validly issued, fully paid and non-assessable common shares in the capital of Studios.

F. Qualifications

Whenever our opinion refers to securities of Studios, whether issued or to be issued, as being “fully-paid and non-assessable”, such phrase means that the holders of such securities will not, after the issuance to them of such securities, be liable to pay further amounts to Studios in respect of the issue price payable for such securities, and no opinion is expressed as to the adequacy of any consideration received by Studios therefor.

For greater certainty, a specific assumption, limitation or qualification in this opinion is not to be interpreted to restrict the generality of any other assumption, limitation or qualification expressed in general terms in this opinion that includes the subject matter of the specific assumption, limitation or qualification.

The opinions are given as at the date hereof and we disclaim any obligation or undertaking to advise any person of any change in law or fact that may come to our attention after the date hereof. Our opinions do not take into account any proposed rules, policies or legislative changes that may come into force following the date hereof.

Very truly yours,

/s/ Dentons Canada LLP

**Subsidiaries of
Lionsgate Studios Corp.**

<u>Name</u>	<u>Jurisdiction of Incorporation</u>
3 Arts Entertainment, LLC	Delaware
Artisan Entertainment Inc.	Delaware
Artisan Home Entertainment Inc.	Delaware
Blackfin, Inc.	New York
Deluxe Pictures LLC (d/b/a The Mark Gordon Company)	California
Entertainment Capital Holdings International S.à r.l.	Luxembourg
Entertainment One Canada Television Holdings ULC	British Columbia
Entertainment One Holdings USA, Inc.	Delaware
Entertainment One Reality Productions LLC	California
Entertainment One Television Copyrights Ltd.	Ontario
Entertainment One Television Productions Ltd.	Ontario
Entertainment One Television International Ltd.	Ontario
Entertainment One Film USA LLC	Delaware
Entertainment One Television USA LLC	California
Foxburg Financing, LLC	California
Foxburg Financing 2, LLC	California
Foxburg Financing 3, LLC	California
Foxburg Financing 4, LLC	California
Foxburg Financing 5, LLC	California
Foxburg Financing 6, LLC	California
eOne Features LLC	California
eOne Features (Development) LLC	California
Film Holdings Co.	Delaware
For Our Kids Entertainment, LLC	Delaware
IPF Library Holdings LLC	Delaware
LG Rights Holdings, LLC	Delaware
LGAC 1, LLC	Delaware
LGAC 3, LLC	Delaware
LGAC International LLC	Delaware
Lions Gate Capital Holdings, LLC	Delaware
Lions Gate Entertainment Inc.	Delaware
Lions Gate Films Inc.	Delaware
Lions Gate International (UK) Limited	United Kingdom
Lions Gate International Media Limited	United Kingdom
Lions Gate International Motion Pictures S.à r.l.	Luxembourg
Lions Gate International Slate Investment S.à r.l.	Luxembourg
Lions Gate Media Canada GP Inc.	British Columbia
Lions Gate Media Canada Limited Partnership	British Columbia
Lions Gate Television Inc.	Delaware
Lions Gate UK Limited	United Kingdom
Momentum Pictures USA, Inc.	Delaware

Pilgrim Media Group, LLC
Renegade 83, LLC
Renegade Entertainment, LLC
Sierra Affinity LLC
Summit Distribution, LLC
Summit Entertainment, LLC

California
California
Delaware
Delaware
Delaware
Delaware

Consent of Independent Registered Public Accounting Firm

We consent to the reference to our firm under the caption “Experts” and to the use of our report dated May 30, 2024 (except for paragraphs twelve through eighteen of Note 1, as to which the date is October 15, 2024), in Post-Effective Amendment No. 1 to the Registration Statement (Form S-1 No. 333-280132) and related Prospectus of Lionsgate Studios Corp. for the registration of 4,210,000 shares of its common stock.

/s/ Ernst & Young LLP

Los Angeles, California
October 15, 2024



KPMG LLP
One Financial Plaza, Suite 2300
Providence, RI 02903

Consent of Independent Auditors

We consent to the use of our report dated January 17, 2024, with respect to the combined financial statements of Entertainment One Film and Television Business, included herein, and to the reference to our firm under the heading “Experts” in the prospectus.

/s/ KPMG LLP

Providence, Rhode Island
October 15, 2024

KPMG LLP, a Delaware limited liability partnership and a member firm of the KPMG global organization of independent member firms affiliated with KPMG International Limited, a private English company limited by guarantee.